



Mayor Bless Parker has called a Special Meeting of the City Council for Monday, June 15, 2026, at 5:30PM at the Miami Civic Center 129 5th Ave, NW, Miami, Oklahoma.

Melissa Moore
Melissa Moore, City Clerk

9:00 AM/PM, JUNE 11, 2026

NOTICE OF SPECIAL MEETING
OF THE MIAMI CITY COUNCIL

MONDAY, JUNE 15, 2026
5:30PM

MIAMI CIVIC CENTER
129 5TH AVE NW, Miami, Oklahoma



NOTICE OF SPECIAL MEETING AND AGENDA

OF THE MIAMI CITY COUNCIL

MONDAY, JUNE 15, 2026

5:30 PM

OR IMMEDIATELY FOLLOWING THE COMPLETION OF THE MEETING OF THE MIAMI SPECIAL UTILITY AUTHORITY

Miami Civic Center

129 5th Avenue Northwest, Miami, Oklahoma 74354

Filed in the Office of the City Clerk and displayed in the main lobby of the Miami Civic Center and by posting on www.miamiokla.net starting at 2:00 AM/PM on June 12, 2026, pursuant to 25 O.S. § 311(9) (a) and (b).

Melissa Moore

Melissa Moore, City Clerk

THE COUNCIL MAY TAKE ANY OF THE FOLLOWING ACTIONS: DISCUSS, CONSIDER AND VOTE FOR APPROVAL, ACCEPTANCE, REJECTION, AMENDMENT AND/OR POSTPONEMENT OF ANY ITEM LISTED IN THIS AGENDA:

1. **Call to Order** **Mayor Parker**

2. **Public Input and Unscheduled Personal Appearances** **Mayor Parker**

Each person will be limited to three minutes. The purpose of this agenda item is to provide an opportunity for citizens' comments and public announcements. In keeping with the principles of the Oklahoma Open Meeting Act, Council Members and city staff will not engage in discussion or take any action under this agenda item. If you seek discussion or further inquiry, please contact your Council Member, the Mayor or the office of the city manager. Responses to citizen comments, if any, will occur under an applicable Agenda item at this or a future public meeting, or a response may be given by a phone call, personal meeting or a posting on the city website: www.miamiokla.net.

3. **Discussion Items**
 - A. [Discussion Regarding Youth Sports Leagues and Concerns Related to League Governance, Communication, Oversight, and Enforcement of Child Safety Procedures](#) **Mikayla Martin/
Councilmember Estep**

4. **Discussion and Possible Action Items**
 - A. [Discussion and Possible Action on the Claims List](#) **City Council**
 - B. [Discussion and Possible Action on the Minutes: June 02, 2026 \(Regular Meeting\)](#) **City Council**
 - C. [Discussion and Possible Action on Budget Amendment: #26-12 Receipt and Expend Sales Tax Incentive, Senior Center Grants and Miscellaneous Revenues](#) **Crystal Wyrick**

- | | | |
|-----------|--|-------------------------------------|
| D. | Discussion and Possible Action on the Addition of Deploy “988 Suicide & Crisis Lifeline” Decals on Marked Patrol Vehicles | Chief Sigmon/
Lieutenant Bissell |
| E. | Discussion and Possible Action on the Implementation of the Blue Envelope Program and Participation in the Alliance for Individuals With Disabilities Chapter | Chief Sigmon/
Lieutenant Bissell |
| F. | Discussion and Possible Action on the Library Board's Recommendation to Change Operating Hours on Fridays from 9 am - 7 pm to 9 am - 5 pm | Callie Cortner |
| G. | Discussion and Possible Action on the Library Board's Recommendation to Open at Noon on the First Thursday of Every Month for Staff Training and Development, Deep Cleaning, and Other Tasks | Callie Cortner |
| H. | Discussion and Possible Action on the Fiscal Year 2026-2027 Budget and Resolution CC2026-08 Approving the Budget for Fiscal Year 2026-2027 and Establishing Budget Amendment Authority | Crystal Wyrick |
| 5. | Mayor and Council Community Announcements | City Council |
| 6. | City Manager's Communications | Tyler Cline |
| 7. | Adjournment | City Council |

The Mayor and City Council of the City of Miami are committed to making this meeting accessible to all citizens and if special assistance or accommodations are required, please submit your request to the City Manager's office. We also ask that those in attendance place all electronic devices on silent. Thank you.

Miami City Council Special Meeting

MEETING DATE: June 15, 2026

AGENDA TITLE: Discussion Regarding Youth Sports Leagues and Concerns Related to League Governance, Communication, Oversight, and Enforcement of Child Safety Procedures

PRESENTER: Mikayla Martin/
Councilmember Estep

BACKGROUND:

STAFFS RECOMMENDATION:

No suggested action

ATTACHMENT(S):

[Rough draft miami rec league .pdf](#)

MIAMI YOUTH RECREATION LEAGUE

Governance Handbook

Recommended Organizational Structure and Policy Framework

Committee Draft - Starting Point for Review and Adoption

Prepared to support fairness, communication, child safety, sportsmanship, and consistent league operations.

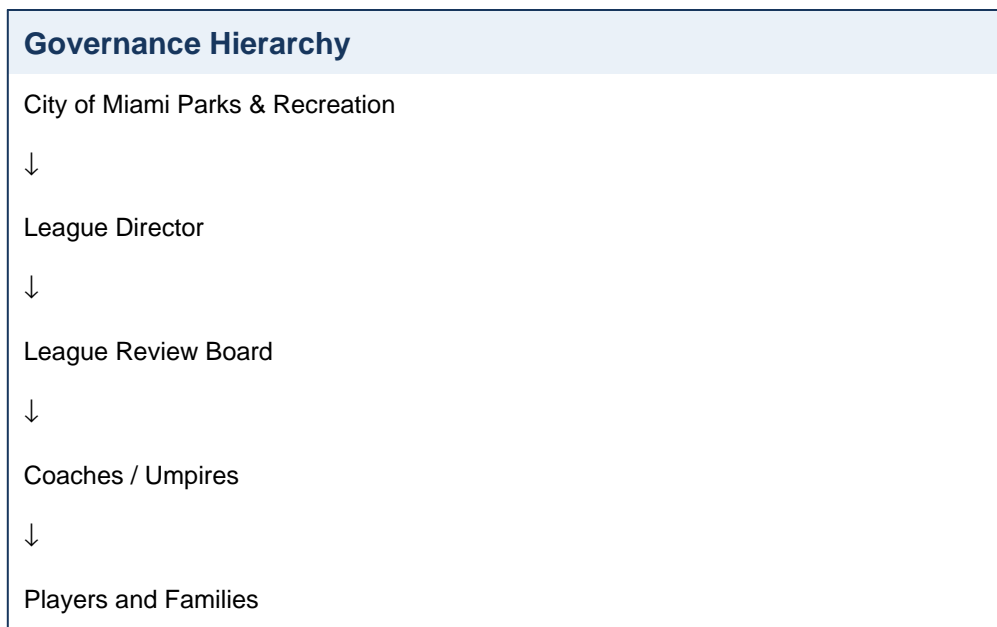


Table of Contents

Article I - Mission Statement

Article II - Core Values

Article III - Coach, Volunteer, and Adult Screening Requirements

Article IV - League Review Board

Article V - Children's Bill of Rights

Article VI - Communication Policy

Article VII - Coach Code of Conduct

Article VIII - Parent and Spectator Code of Conduct

Article IX - Umpire Standards

Article X - Pre-Season Requirements

Article XI - Game Dispute Procedures

Article XII - Complaint Process

Article XIII - Investigation Process

Article XIV - Due Process

Article XV - Disciplinary Standards

Article XVI - Appeals

Article XVII - League Presence and Game Day Oversight

Required Forms

ARTICLE I - MISSION STATEMENT

The purpose of the Miami Youth Recreation League is to provide a safe, organized, educational, and enjoyable athletic experience for children while promoting:

- Sportsmanship
- Character development
- Teamwork
- Respect
- Skill development
- Community involvement

The League shall prioritize children above competition, politics, personal relationships, or adult disagreements.

ARTICLE II - CORE VALUES

Every decision shall prioritize:

- 1 Child Safety
- 2 Child Development
- 3 Fair Competition
- 4 Sportsmanship
- 5 Transparency
- 6 Accountability
- 7 Consistency

ARTICLE III - COACH, VOLUNTEER, AND ADULT SCREENING REQUIREMENTS

Purpose

The Miami Youth Recreation League is committed to providing a safe environment for all participants. All adults who have direct and recurring interaction with children shall complete screening requirements before participating in league activities.

Required Individuals

The following individuals shall complete screening requirements before participating in league activities:

- Head Coaches
- Assistant Coaches
- Team Managers
- Regular Team Volunteers
- League Review Board members
- Any adult designated by the League Director as having routine access to participants

Background Checks

Prior to participation, all required individuals shall successfully complete a criminal background check approved by the City of Miami. No covered individual may begin practices, games, team activities, or league events until required

screening has been completed and approved.

Disqualifying Offenses

Individuals may be disqualified from participation for offenses including, but not limited to:

- Crimes against children
- Sexual offenses
- Violent felonies
- Domestic violence offenses
- Kidnapping
- Human trafficking
- Child abuse or neglect
- Felony drug distribution offenses
- Any offense the City determines creates an unreasonable risk to children or league participants

Renewal and Ongoing Disclosure

- Background checks shall be completed prior to initial participation.
- Background checks shall be renewed every two years, or more frequently if required by the City.
- The City may require additional screening at any time when concerns arise.
- Covered adults must promptly disclose any arrest, charge, conviction, or protective order that may affect eligibility to participate.

Confidentiality

Background check information shall remain confidential and shall only be reviewed by authorized City personnel or individuals specifically designated to determine eligibility. Background check results shall not be shared publicly or with team families.

Coach Acknowledgment Requirement

The Coach Acknowledgment Form shall include confirmation that the coach has completed required screening, understands the ongoing disclosure requirement, and understands that failure to disclose disqualifying information may result in immediate removal from league activities.

ARTICLE IV - LEAGUE REVIEW BOARD

Purpose

The Review Board exists to ensure fairness, consistency, transparency, and due process in the review of complaints, disciplinary issues, appeals, and policy recommendations.

Composition

The Review Board shall consist of five members:

- Two City Representatives
- Two Parent Representatives
- One Community Representative

Eligibility

The following individuals may not serve on the Review Board:

- Active coaches
- Assistant coaches
- Active umpires
- Team managers
- Individuals currently involved in complaints

Terms

Board members shall serve two-year terms with staggered appointments whenever practical.

Quorum and Voting

- Quorum: Three members
- Routine matters: 3 of 5 votes
- Coach suspension: 4 of 5 votes
- Coach removal: 4 of 5 votes
- Policy amendments: 4 of 5 votes

ARTICLE V - CHILDREN'S BILL OF RIGHTS

Every player has the right to:

- Participate safely
- Be treated respectfully
- Learn and develop
- Compete fairly
- Be protected from adult conflicts
- Have concerns addressed fairly

Child Impact Rule

Before imposing discipline, the League shall consider the impact on participating children. Children shall not lose playing opportunities because of disputes between adults whenever a reasonable alternative exists.

ARTICLE VI - COMMUNICATION POLICY

Direct Parent Communication

Major decisions affecting a team must be communicated directly to parents by league officials. Coaches shall not be the sole communication channel.

Required Notifications

Within 24 hours when practical, league officials shall communicate decisions or events involving:

- Coach suspension
- Coach removal
- Schedule changes
- Safety incidents

- League-wide disciplinary actions

Communication Methods

- Email
- Text
- Team App
- League Website

ARTICLE VII - COACH CODE OF CONDUCT

Coaches Shall

- Put children first
- Promote sportsmanship
- Follow league rules
- Respect officials
- Respect opponents
- Maintain control of their sideline

Coaches Shall Not

- Harass officials
- Threaten participants
- Use abusive language
- Encourage unsportsmanlike conduct
- Use children in disputes

Authority

Only Head Coaches may question rule interpretations during active game play. Assistant coaches should communicate through the Head Coach whenever practical.

Screening and Acknowledgment

All coaches must complete required background screening and sign the Coach Code of Conduct and Rule Acknowledgment before participating in practices, games, or league activities.

ARTICLE VIII - PARENT AND SPECTATOR CODE OF CONDUCT

Parents Shall

- Encourage all players
- Demonstrate sportsmanship
- Respect officials
- Respect coaches

Parents Shall Not

- Confront players
- Enter playing areas

- Argue with umpires
- Threaten participants
- Harass officials

Social Media

Criticism of policies is permitted. Harassment, threats, or targeting of children is prohibited.

ARTICLE IX - UMPIRE STANDARDS

Annual Requirements

Every umpire shall:

- Attend training
- Pass rule review
- Sign Code of Conduct

Authority

The umpire is the sole authority during active game play.

ARTICLE X - PRE-SEASON REQUIREMENTS

Coaches Meeting

Mandatory before each season. Topics shall include rules, conduct, communication, complaint procedures, and background screening requirements.

Parent Meeting

A league-wide parent meeting shall be held before the season. Parents should receive rules, contact information, complaint procedures, and the Code of Conduct.

Umpire Training

Mandatory annual umpire training shall be completed before each season.

Practice and Game Start Requirement

No team may begin practices or games until all rostered coaches and required volunteers have completed required background checks and signed required acknowledgments.

ARTICLE XI - GAME DISPUTE PROCEDURES

- 1 Head Coach addresses umpire.
- 2 Umpire makes ruling.
- 3 Play continues.
- 4 Formal complaint may be filed after game.

Coach-to-coach confrontations are prohibited. Parent involvement in game disputes is prohibited.

ARTICLE XII - COMPLAINT PROCESS

Complaint must include:

- Name

- Team
- Date
- Description
- Witnesses
- Evidence

Anonymous complaints may be reviewed but may not independently support disciplinary action.

ARTICLE XIII - INVESTIGATION PROCESS

Required steps:

- 1 Complaint logged
- 2 Parties notified
- 3 Statements gathered
- 4 Evidence reviewed
- 5 Video reviewed
- 6 Witnesses interviewed
- 7 Findings documented

ARTICLE XIV - DUE PROCESS

Except for immediate safety concerns, no coach, parent, umpire, volunteer, or participant may be disciplined without:

- Notice
- Opportunity to respond
- Evidence review
- Board review
- Written findings

ARTICLE XV - DISCIPLINARY STANDARDS

Anti-Mob Rule

The number of complaints received shall not be considered evidence of wrongdoing.

Discipline shall be based upon:

- Rules
- Facts
- Witness statements
- Video evidence
- Umpire reports

Discipline shall not be based upon:

- Popularity
- Pressure

- Social media
- Team alliances

Progressive Discipline

- 1 Verbal Warning
- 2 Written Warning
- 3 Suspension
- 4 Removal

Coach Removal Standard

Coach removal shall be considered an extraordinary disciplinary action and shall only be used when lesser corrective actions would be ineffective or when serious misconduct has occurred. The League recognizes that coach removal impacts not only the coach, but also the players, families, and overall team stability.

Coach removal shall not be considered a preferred or default resolution to complaints. Whenever reasonably possible, the League shall first consider education and training, verbal warnings, written warnings, mediation, corrective action plans, or temporary suspension.

Coach removal should be reserved for serious misconduct, including threats of violence, physical violence, child safety violations, harassment, repeated violations following corrective action, or conduct that significantly damages the integrity of the League.

The desire of parents, coaches, teams, or spectators to remove a coach shall not, by itself, justify removal.

ARTICLE XVI - APPEALS

Appeals must be submitted within seven days. Appeals shall be reviewed by uninvolved Board members. Written decisions are required.

ARTICLE XVII - LEAGUE PRESENCE AND GAME DAY OVERSIGHT

League Representative Requirement

A designated City of Miami Youth Recreation representative shall be present during all scheduled game nights whenever games are being conducted at league facilities.

Purpose

The league representative serves to:

- Support coaches
- Support umpires
- Assist with parent concerns
- Address facility issues
- Respond to disputes
- Document serious incidents
- Ensure policies are followed consistently

Nightly Log Requirement

The league representative shall maintain a nightly log documenting ejections, formal complaints received, safety incidents, rule disputes requiring follow-up, and facility issues.

Immediate Intervention Authority

League representatives may intervene when necessary to protect participant safety, de-escalate conflicts, remove disruptive spectators, or assist umpires with enforcement of league policies.

REQUIRED FORMS

- Coach Acknowledgment Form - including background check certification and Code of Conduct acknowledgment
- Parent Acknowledgment Form
- Umpire Acknowledgment Form
- Complaint Form
- Incident Report Form
- Witness Statement Form
- Appeal Form
- Conflict of Interest Disclosure
- Coach Removal Review Form
- Spectator Ejection Form
- Committee Voting Record
- Meeting Minutes Template

This document is intended as a starting point for committee review and discussion. It is focused on fairness, communication, child safety, and protecting children from adult disputes.

Miami City Council Special Meeting

MEETING DATE: June 15, 2026

AGENDA TITLE: Discussion and Possible Action on the Claims List

PRESENTER: City Council

BACKGROUND:

STAFFS RECOMMENDATION:

ATTACHMENT(S):

[6.16.26 CITY.pdf](#)

[CC 4.16 - 5.1 CITY.pdf](#)

[CC 5.2 - 5.15 CITY.pdf](#)

CITY - PURCHASE ORDERS PRESENTED

DATE 6.16.26

VENDOR	DESCRIPTION		
LEGAL SERVICES			
DEPT. OF PUBLIC UTILITIES	POSTAGE - MAY	\$	4.07
TOTAL		\$	4.07
COURT			
DEPT. OF PUBLIC UTILITIES	POSTAGE - MAY	\$	12.58
LAKELAND OFFICE	COLOR COPIER OVERAGES - QUARTERLY	\$	6.32
TOTAL		\$	18.90
POLICE DEPARTMENT			
FUELMAN	FUEL USAGE 5.18.26 - 5.24.26	\$	1,425.72
FUELMAN	FUEL USAGE 5.25.26 - 5.31.26	\$	1,261.27
LAKELAND OFFICE	COLOR COPIER OVERAGES - QUARTERLY	\$	89.40
KATNER MILLS	FILTER	\$	13.29
KATNER MILLS	FILTERS	\$	28.74
KATNER MILLS	FILTER	\$	13.29
KATNER MILLS	FILTERS	\$	16.68
LUBE - N - GO	OIL CHANGE	\$	67.95
O'REILLY AUTO PARTS	WIPER FLUID	\$	19.74
TRANSUNION	BACKGROUND CHECKS - MAY	\$	175.55
WORKING HANDS CAR WASH	CAR WASHES - MAY	\$	410.00
FIRST RESPONDER OUTFITTERS	BLACK LETTERS	\$	24.49
FIRST RESPONDER OUTFITTERS	UNIFORM - PO #26-00753 - J WHITTEAKER	\$	189.99
FIRST RESPONDER OUTFITTERS	UNIFORM - PO #26-00753 - J WHITTEAKER	\$	116.99
FIRST RESPONDER OUTFITTERS	UNIFORM - PO #26-00752 - B KRAUSE	\$	116.99
JOHN WHITTEAKER	PER DIEM - PO #26-01242	\$	408.00
BRANDON KRAUSE	PER DIEM - PO #26-01241	\$	408.00
TOTAL		\$	4,786.09
FIRE DEPARTMENT			
FUELMAN	FUEL USAGE 5.18.26 - 5.24.26	\$	390.39
FUELMAN	FUEL USAGE 5.25.26 - 5.31.26	\$	516.47
DEPT. OF PUBLIC UTILITIES	POSTAGE - MAY	\$	0.74
LAKELAND OFFICE	COLOR COPIER OVERAGES - QUARTERLY	\$	13.68
VANCE FORD	SEPARATOR ASSEMBLY	\$	243.38
WORKING HANDS CAR WASH	CAR WASHES - MAY	\$	14.75
HUGO'S INDUSTRIAL SUPPLY	TOWELS & TRASH BAGS	\$	215.14
ACE HARDWARE	ROPE	\$	9.99
ACE HARDWARE	ENGINE OIL	\$	16.99
OTA PIKEPASS	TOLL CHARGES - MAY	\$	5.40
STERICYCLE	MONTHLY SUBSCRIPTION - JUNE	\$	182.18
OSU FIRE SERVICE TRAINING	ONLINE EMS TRAINING - S BIGGS	\$	80.00
KATNER MILLS	OIL & FILTERS	\$	45.44
KATNER MILLS	OIL, WASHER FLUID, CRANKCASE & FUEL FILTERS	\$	374.60
EASTERN FIRE EQUIPMENT	CHAIN SAW TOOLS	\$	88.57
EMERGENCY VEHICLE RES	PERFORM LEVEL 2 PUMP TEST - L11 - PO #26-01014	\$	350.00

EMERGENCY VEHICLE RES	PERFORM LEVEL 2 PUMP TEST - T8 - PO #26-01014	\$ 350.00
EMERGENCY VEHICLE RES	PERFORM LEVEL 2 PUMP TEST - E3 - PO #26-01014	\$ 350.00
MES	SCBA PARTS - PO #26-00986	\$ 2,977.56
TOTAL		\$ 6,225.28

EMERGENCY MANAGEMENT

LAKELAND OFFICE	COLOR COPIER OVERAGES - QUARTERLY	\$ 7.16
WORKING HANDS CAR WASH	CAR WASHES - MAY	\$ 9.00
TOTAL		\$ 16.16

POLICE COMMUNICATION

DEPT. OF PUBLIC UTILITIES	POSTAGE - MAY	\$ 2.22
DEPT OF PUBLIC SAFETY	OLETS - APRIL - PO # 25-02700	\$ 858.00
DEPT OF PUBLIC SAFETY	OLETS - MAY - PO # 25-02700	\$ 858.00
DEPT OF PUBLIC SAFETY	OLETS - JUNE - PO # 25-02700	\$ 858.00
TOTAL		\$ 2,576.22

CODE COMPLIANCE

FUELMAN	FUEL USAGE 5.18.26 - 5.24.26	\$ 122.74
FUELMAN	FUEL USAGE 5.25.26 - 5.31.26	\$ 93.63
DEPT. OF PUBLIC UTILITIES	POSTAGE - MAY	\$ 478.94
OK UNIFORM BUILDING CODE	STATE PERMIT FEE - MAY	\$ 176.00
HARP AUTO GROUP	TIRE REPAIR	\$ 48.70
OML	OK CODE ENFORCEMENT ASSOC DUES	\$ 50.00
TOTAL		\$ 970.01

STREET DEPARTMENT

FUELMAN	FUEL USAGE 5.18.26 - 5.24.26	\$ 1,105.35
FUELMAN	FUEL USAGE 5.25.26 - 5.31.26	\$ 582.62
LOCKE SUPPLY	SCREWS	\$ 3.00
OTA PIKEPASS	TOLL CHARGES - MAY	\$ 1.02
O'REILLY AUTO PARTS	BATTERY	\$ 199.49
KATNER MILLS	COUPLERS & FITTINGS	\$ 265.69
KATNER MILLS	HAND CLEANER & FLAP WHEELS	\$ 77.96
KATNER MILLS	TIRE PATCH TUBE	\$ 20.70
KATNER MILLS	FUEL PUMP, FILTERS & HOSES	\$ 291.13
KATNER MILLS	JT-6 HI TEMP	\$ 49.90
KATNER MILLS	WHEEL STUD	\$ 38.05
PREMIER TIRE GROUP	BLOWER	\$ 184.61
ACE HARDWARE	SMARTFLO HOSE & BARB	\$ 70.17
4 STATE TRAILERS	PLUGS & TUBE	\$ 41.37
TOTAL		\$ 2,931.06

CEMETERY

FUELMAN	FUEL USAGE 5.18.26 - 5.24.26	\$ 108.61
FUELMAN	FUEL USAGE 5.25.26 - 5.31.26	\$ 167.65
LAKELAND OFFICE	COLOR COPIER OVERAGES - QUARTERLY	\$ 0.78
TOTAL		\$ 277.04

MUNICIPAL BUILDING (FACILITIES)

FUELMAN	FUEL USAGE 5.18.26 - 5.24.26	\$ 83.43
HK ELECTRIC	LABOR	\$ 210.00
HK ELECTRIC	LABOR	\$ 105.00

KONE	MONTHLY ELEVATOR MAINTENANCE - JUNE	\$	252.28
HUGO'S INDUSTRIAL SUPPLY	SOAP & TRASH BAGS	\$	217.64
TOTAL		\$	868.35

SPORTS ACTIVITIES

FUELMAN	FUEL USAGE 5.18.26 - 5.24.26	\$	148.66
FUELMAN	FUEL USAGE 5.25.26 - 5.31.26	\$	234.19
TURF & SOIL MANAGEMENT	VIBRAFLEX PINS	\$	345.34
STRIMPLE OUTDOOR	BLADES & BELTS	\$	293.35
TOTAL		\$	1,021.54

SWIMMING POOL

AQUA PRODUCTS KC	BOTTOM LID ASSEMBLY & FILTER BAG	\$	312.00
B & L WATERWORKS	PIPE	\$	31.78
B & L WATERWORKS	PIPE & COUPLINGS	\$	36.21
B & L WATERWORKS	BACKWATER VALVE, BUSHING & PVC	\$	88.15
HK ELECTRIC	LABOR	\$	315.00
JCI	FREIGHT	\$	259.58
JCI	POOL PUMP - PO#26-01297	\$	5,644.00
ARLAN CO	PH DOWN LO - PO#26-01298	\$	2,687.21
RODNEY HENRY	PER DIEM - PO#26-01301	\$	30.00
ZEB MINGORI	PER DIEM - PO#26-01300	\$	30.00
TOTAL		\$	9,433.93

ANIMAL CONTROL

LAKELAND OFFICE	COLOR COPIER OVERAGES - QUARTERLY	\$	2.08
MINDY MAYFIELD	SPAY & NEUTERS	\$	245.00
MINDY MAYFIELD	SPAY & NEUTERS - PO #26-01349	\$	1,055.00
TOTAL		\$	1,302.08

PARKS

FUELMAN	FUEL USAGE 5.18.26 - 5.24.26	\$	507.36
FUELMAN	FUEL USAGE 5.25.26 - 5.31.26	\$	908.45
LAKELAND OFFICE	COLOR COPIER OVERAGES - QUARTERLY	\$	24.44
HENRY'S WELDING	TORCH KIT, NIPPLES & CLAMPS	\$	138.49
HENRY'S WELDING	OXYGEN & ACETYLENE	\$	124.88
HUGO'S INDUSTRIAL SUPPLY	TRASH BAGS	\$	133.56
O'REILLY AUTO PARTS	SHOCKS, V-BELT & OIL	\$	240.38
O'REILLY AUTO PARTS	CREDIT	\$	(10.99)
ACE HARDWARE	TRIMMER	\$	127.96
STRIMPLE OUTDOOR	BLADES & BELTS	\$	296.55
SUNKISSED FLORAL	PLANTS - PO #26-01313	\$	2,147.50
BOB CARDER	LABOR - PO #26-01324	\$	2,250.00
PAYTON'S AUTOMOTIVE	POWER BRAKE BOOSTER - PO #26-01347	\$	728.53
NEO CONCRETE	BLOCKS - PO #26-01346	\$	975.00
TOTAL		\$	8,592.11

LIBRARY

LAKELAND OFFICE	COLOR COPIER OVERAGES - QUARTERLY	\$	126.67
KONE	MONTHLY ELEVATOR MAINTENANCE - JUNE	\$	252.28
INGRAM LIBRARY SERVICES	BOOKS	\$	13.41
INGRAM LIBRARY SERVICES	BOOKS	\$	113.61

INGRAM LIBRARY SERVICES	BOOKS	\$	27.24
INGRAM LIBRARY SERVICES	BOOKS	\$	25.05
INGRAM LIBRARY SERVICES	BOOKS	\$	18.59
POCI	ANNUAL MEMBERSHIP	\$	10.00
MIDWEST TAPE	DVD'S	\$	13.23
TOTAL		\$	600.08

GENERAL GOVERNMENT

DEPT. OF PUBLIC UTILITIES	POSTAGE - CITY CLERK - MAY	\$	2.72
DEPT. OF PUBLIC UTILITIES	POSTAGE - GENERAL GOV - MAY	\$	144.59
LAKELAND OFFICE	COLOR COPIER OVERAGES - QUARTERLY - CITY CLERK	\$	8.32
LAKELAND OFFICE	COLOR COPIER OVERAGES - QUARTERLY - CITY MGR	\$	12.04
MIAMI NEWS RECORD	LEGAL PUBLICATION	\$	422.34
MIAMI NEWS RECORD	LEGAL PUBLICATION	\$	279.78
OTTAWA COUNTY CLERK	ADVERTISING & PRINTING	\$	22.00
HALL ESTILL	PROFESSIONAL SERVICES - PO #26-01329	\$	7,571.50
ZANEVAN ENGINEERING	OZARK TRAIL PROJECT - PO #26-01362	\$	4,395.50
ZANEVAN ENGINEERING	VETERANS BLVD PROJECT - PO #26-01361	\$	4,066.50
TOTAL		\$	16,925.29

HUMAN RESOURCES

DEPT. OF PUBLIC UTILITIES	POSTAGE - MAY	\$	5.31
LAKELAND OFFICE	COLOR COPIER OVERAGES - QUARTERLY	\$	60.33
QUEST DIAGNOSTICS	PRE EMPLOY DRUG TESTING	\$	958.70
INVESTIGATIVE CONCEPTS	BACKGROUND CHECKS	\$	470.55
MCAFEE & TAFT	LEGAL SERVICES	\$	850.00
OTTAWA COUNTY HEALTH DEPT	VACCINES - R SMITH	\$	77.51
TOTAL		\$	2,422.40

PARKS

HILLBILLY PUMPING	PORTABLE TOILETS - PO #26-01305	\$	600.00
TOTAL		\$	600.00

STREET / ALLY

COLLINS CONSTRUCTION	ASPHALT REMOVAL - PO #26-01102	\$	47,305.50
NEO CONCRETE	CONCRETE - PO #26-01262	\$	9,860.00
TOTAL		\$	57,165.50

STREET / STADIUM

KEMP STONE	BASE - PO #26-01033	\$	2,014.65
KEMP STONE	BASE - PO #26-01033	\$	1,442.76
TOTAL		\$	3,457.41

PD - DRUG SEIZURE

MES	SCBA FLOW TESTS & SERVICE CALL	\$	331.76
TOTAL		\$	331.76

CAPITAL IMPROVEMENTS - PARKS

OKLAHOMA GLASS & MIRROR	GLASS - PO #26-01351	\$	5,900.00
TOTAL		\$	5,900.00

COUNTY FIRE

EMERGENCY VEHICLE RES	NFPA PUMP TEST - PO #26-01089	\$ 3,377.26
-----------------------	-------------------------------	-------------

TOTAL		\$ 3,377.26
--------------	--	--------------------

GRANTS / DONATIONS - LIBRARY

INGRAM LIBRARY SERVICES	BOOKS	\$ 91.31
-------------------------	-------	----------

INGRAM LIBRARY SERVICES	BOOKS	\$ 217.75
-------------------------	-------	-----------

INGRAM LIBRARY SERVICES	BOOKS	\$ 37.97
-------------------------	-------	----------

INGRAM LIBRARY SERVICES	BOOKS	\$ 162.87
-------------------------	-------	-----------

INGRAM LIBRARY SERVICES	BOOKS	\$ 100.28
-------------------------	-------	-----------

NICHOLAS PAYNE	MUSIC PERFORMANCE & TRAVEL	\$ 275.00
----------------	----------------------------	-----------

AARON RIDER	MELVINO THE CLOWN SHOW & TRAVEL	\$ 332.00
-------------	---------------------------------	-----------

MARY DISMUKE	HAND SEWING LESSONS	\$ 150.00
--------------	---------------------	-----------

VICTORIA LANE	CURSIVE HANDWRITING	\$ 250.00
---------------	---------------------	-----------

RACHEL'S RAINBOW - SANDA	FACE PAINTING	\$ 200.00
--------------------------	---------------	-----------

CENGAGE	MISS HUMBLEE'S ACADEMY - PO #26-01248	\$ 682.50
---------	---------------------------------------	-----------

PLAYAWAY	PHONICS & LESSONS - PO #26-01275	\$ 524.94
----------	----------------------------------	-----------

PLAYAWAY	BOOKS - PO #26-01275	\$ 1,076.17
----------	----------------------	-------------

TOTAL		\$ 4,100.79
--------------	--	--------------------

MCVB

FUELMAN	FUEL USAGE 5.25.26 - 5.31.26	\$ 32.91
---------	------------------------------	----------

DEPT. OF PUBLIC UTILITIES	POSTAGE - MAY	\$ 63.86
---------------------------	---------------	----------

LAKELAND OFFICE	COLOR COPIER OVERAGES - QUARTERLY	\$ 32.20
-----------------	-----------------------------------	----------

BUDGET BALLIN TOURS	DEPOSIT - CHRIS LANE - PO #26-01325	\$ 30,000.00
---------------------	-------------------------------------	--------------

TOTAL		\$ 30,128.97
--------------	--	---------------------

SENIOR CENTER

HUGO'S INDUSTRIAL SUPPLY	TRASH BAGS	\$ 29.05
--------------------------	------------	----------

HUGO'S INDUSTRIAL SUPPLY	OVEN CLEANER	\$ 7.25
--------------------------	--------------	---------

TOTAL		\$ 36.30
--------------	--	-----------------

AIRPORT

DEPT. OF PUBLIC UTILITIES	POSTAGE - MAY	\$ 18.50
---------------------------	---------------	----------

MULTISERVICE	CREDIT CARD FEES - APRIL	\$ 267.67
--------------	--------------------------	-----------

MULTISERVICE	DEVICE FEES - APRIL	\$ 20.00
--------------	---------------------	----------

MULTISERVICE	CREDIT CARD FEES - MAY	\$ 9.15
--------------	------------------------	---------

MULTISERVICE	DEVICE FEES - MAY	\$ 20.00
--------------	-------------------	----------

PAYMETECH	CREDIT CARD FEES - MAY	\$ 136.55
-----------	------------------------	-----------

KATNER MILLS	BATTERY	\$ 56.39
--------------	---------	----------

O'REILLY AUTO PARTS	BATTERY & HEADER GASKET	\$ 441.75
---------------------	-------------------------	-----------

O'REILLY AUTO PARTS	LIFT SUPPORT	\$ 27.07
---------------------	--------------	----------

PDI	SPG PACKAGE	\$ 47.74
-----	-------------	----------

WISDOM PUMP SERVICE	LABOR & PARTS - PO #26-01393	\$ 268.00
---------------------	------------------------------	-----------

WISDOM PUMP SERVICE	LABOR & PARTS - PO #26-01393	\$ 1,407.00
---------------------	------------------------------	-------------

QTPOD	BASE ACCESS PLAN - PO #26-01392	\$ 1,195.00
-------	---------------------------------	-------------

TOTAL		\$ 3,914.82
--------------	--	--------------------

OFF-CYCLE CHECKS/DRAFTS

OTTAWA COUNTY CLERK	LIEN COSTS	\$ 414.00
OTTAWA COUNTY CLERK	LIEN COSTS	\$ 306.00
OTTAWA COUNTY CLERK	LIEN COSTS	\$ 180.00
OTTAWA COUNTY ELDER ROUND	VENDOR FEE	\$ 35.00
MELINDA STOTTS	DEPOSIT REFUND	\$ 100.00
GUILLERMO NEGRETE	DEPOSIT REFUND	\$ 100.00
TOTAL		\$ 1,135.00

BANK OF AMERICA	CREDIT CARD CHARGES - 4.16.26 - 5.1.26	\$ 26,896.56
BANK OF AMERICA	CREDIT CARD CHARGES - 5.2.26 - 5.15.26	\$ 27,621.81
CITY OF MIAMI	SALARIES & BENEFITS - 5.28.26	\$ 315,215.43

TOTAL GENERAL FUND	\$ 58,970.61
TOTAL OTHER FUNDS	\$ 109,012.81
TOTAL GOVERNMENTAL FUNDS	\$ 538,852.22

**CITY OF MIAMI CREDIT CARD CLAIMS
APRIL 16, 2026 - MAY 1, 2026**

LEGAL DEPARTMENT

FIRSTNET - 2.26.26 - 3.25.26 MONTHLY SERVICE	\$99.85	
OKBAR - TRAININGS	\$100.00	
ODCR - APRIL 26 TOOLS	\$5.00	
TOTAL		\$204.85

COURT

LA QUINTA MOTOR INNS - ROOMS	\$220.00	
TOTAL		\$220.00

POLICE DEPARTMENT

AMAZON - FILE FOLDERS, AIR FRESHNERS	\$114.41	
AMAZON - FLASH DRIVES	\$302.55	
FIRSTNET - 2.26.26 - 3.25.26 MONTHLY SERVICE	\$1,432.62	
HOLIDAY INN EXPRESS- NEW CHIEF TRAINING STA'	\$550.00	
WALMART - ITEMS FOR TRAINIG	\$13.88	
DAYLIGHT DONUTS - DONUTS FOR TRAINIG	\$20.00	
TOTAL		\$2,433.46

FIRE DEPARTMENT

WALMART.COM - CHAIR	\$99.87	
AMAZON - OXYGEN TRAUMA BAGS	\$145.49	
HARBOR FREIGHT - TUBING	\$4.99	
WALMART.COM - GAIN, PINESOL & RUBBERMAIDS	\$130.02	
AMAZON - FILTER	\$123.88	
ACE HDWE - FILTER	\$13.99	
ACE HDWE - SCREWS	\$10.57	
FIRSTNET - 2.26.26 - 3.25.26 MONTHLY SERVICE	\$256.96	
HOMES TO SUITES BY HILTON - HOTEL	\$378.00	
WM SUPERCENTER - OBKITS	\$46.12	
WM SUPERCENTER - TV	\$278.00	
FIRE SERVICE TRAINING - CPR1CDS	\$315.00	
TOTAL		\$1,802.89

EMERGENCY MANAGEMENT

FIRSTNET - 2.26.26 - 3.25.26 MONTHLY SERVICE	\$37.48	
TOTAL		\$37.48

TELECOMMUNICATIONS

FIRSTNET - 2.26.26 - 3.25.26 MONTHLY SERVICE	\$47.40	
TOTAL		\$47.40

CODE COMPLIANCE

HARP AUTO GROUP-TRAILER TIRE	\$69.00	
WALMART - SPRAY PAINT	\$10.47	
FIRSTNET - 2.26.26 - 3.25.26 MONTHLY SERVICE	\$121.62	
TOTAL		\$201.09

RISK MANAGEMENT

OKLAHOMA AUTO GLASS - WINDOW REPLACEMEN'	\$523.98	
FIRSTNET - 2.26.26 - 3.25.26 MONTHLY SERVICE	\$86.74	
TOTAL		\$610.72

**CITY OF MIAMI CREDIT CARD CLAIMS
APRIL 16, 2026 - MAY 1, 2026**

STREET DEPARTMENT

AMAZON -GEAR PULLER	\$78.82	
AMAZON - TOOLS	\$41.89	
HARBOR FREIGHT TOOLS - METAL SHELVES FOR S	\$459.87	
HARBOR FREIGHT - WHEEL DOLLY	\$99.99	
TRACTOR SUPPLY - TOP LINK PINS	\$38.36	
TRACTOR SUPPLY - TOP LINK PINS - CREDIT	(\$42.01)	
LOCKE SUPPLY - ADAPTORS, GALVANIZED NIPPLES	\$64.65	
FIRSTNET - 2.26.26 - 3.25.26 MONTHLY SERVICE	\$40.54	
FIRSTNET - 2.26.26 - 3.25.26 MONTHLY SERVICE	\$135.34	
ONG - MONTHLY SERVICE 3.19.26 - 4.20.26	\$216.79	
ONG - MONTHLY SERVICE 3.19.26 - 4.20.26	\$142.76	
MITCHELL1 SNAP ON US - MECHANIC SUB	\$176.36	
TOTAL		\$1,453.36

CEMETERY

ACE - WEEDEATER RPR	\$169.98	
ROBERTSON TIRE- MOWER TIRES	\$137.16	
O'REILLY - OIL	\$16.98	
ACE HDWE - LIQUID NAIL	\$23.98	
KTRN MLS - LABOR	\$20.00	
FIRSTNET - 2.26.26 - 3.25.26 MONTHLY SERVICE	\$47.40	
ALERT 360 - MONTHLY SERVICE - MAY	\$34.07	
TOTAL		\$449.57

FACILITIES

ACE - BLADES	\$14.99	
LOCKE SUPPLY - FILTERS	\$170.88	
LOCKE - PLUMBING SUPS	\$120.41	
LOCKE - TOGGLE SWITCH	\$4.90	
LOCKE - PLUMBING SUPS	\$142.56	
ACE - PWR GRAB	\$43.14	
ONG - MONTHLY SERVICE 3.19.26 - 4.20.26	\$295.14	
TOTAL		\$792.02

SPORTS

HRBR FRT - WHEELS	\$49.98	
AMZN - MOPS, WRNGRS	\$341.13	
ACE - TRIMMER HEAD	\$34.99	
FIRSTNET - 2.26.26 - 3.25.26 MONTHLY SERVICE	\$47.40	
FIRSTNET - 2.26.26 - 3.25.26 MONTHLY SERVICE	\$81.08	
AMZN - BASEBALLS	\$358.26	
TOTAL		\$912.84

POOL

AMZN - VALVE	\$99.25
AMZN - STEPS	\$189.99
FASTENAL-CARTRIDGE	\$61.31
ACE - SEALANT, GREAT STUF	\$94.30
SHWN WMS-PAINT	\$90.90
LOCKE - LIGHT, PWR SUP	\$76.34
ACE - SEALANT	\$95.92
ACE - CAULKING	\$99.92
AMZN - NACHO CHIPS	\$473.94
SAMS - SODA, ICE CREAM	\$361.54

**CITY OF MIAMI CREDIT CARD CLAIMS
APRIL 16, 2026 - MAY 1, 2026**

SAMS - PRTZLS, CANDY	\$447.82	
SPARKLIGHT - MONTHLY SERVICE 4.23.26 - 5.22.26	\$96.48	
BANKSUPPLIES - BAGS	\$154.25	
TOTAL		\$2,341.96
 ANIMAL CONTROL		
SAMS - DTRGNT, PPRTWLS & ODOBAN	\$232.99	
WM-PLANTS	\$95.30	
TRCTR SUP - BEDDING	\$19.68	
TRCTR SUP - BEDDING	\$17.97	
TRCTR SUP - CREDIT	(\$19.68)	
FIRSTNET - 2.26.26 - 3.25.26 MONTHLY SERVICE	\$87.94	
TOTAL		\$434.20
 PARKS		
AMZN - BINDERS, NOTEPADS	\$84.31	
TRCTR SUP - POWER WASHR	\$419.99	
ACE - TIE DOWNS	\$49.98	
KTNR MLS - FLTR,OIL	\$147.15	
FIRSTNET - 2.26.26 - 3.25.26 MONTHLY SERVICE	\$87.94	
FIRSTNET - 2.26.26 - 3.25.26 MONTHLY SERVICE	\$47.40	
TOTAL		\$836.77
 LIBRARY		
AMZN-DYMO LABEL MAKER	\$24.53	
AMZN-DYMO LABEL REFILLS	\$23.38	
AMZN-MOP & MOPHEADS	\$84.59	
FIRSTNET - 2.26.26 - 3.25.26 MONTHLY SERVICE	\$140.39	
ALERT 360 - MONTHLY SERVICE - MAY	\$32.00	
AMZN-LANTERNS & RES BAGS	\$97.49	
AMZN-DISPLYPRT TO HDMI CORD	\$9.96	
AMZN-TEEN DECOR	\$74.94	
TOTAL		\$487.28
 GENERAL GOVERNMENT		
FIRSTNET - 2.26.26 - 3.25.26 MONTHLY SERVICE	\$237.00	
FIRSTNET - 2.26.26 - 3.25.26 MONTHLY SERVICE	\$505.49	
ROBBERS CAVE-CLD MAYOR	\$155.05	
ROBBERS CAVE-CLD COMM MGR	\$155.05	
TOTAL		\$1,052.59
 HUMAN RESOURCES		
FIRSTNET - 2.26.26 - 3.25.26 MONTHLY SERVICE	\$94.80	
PAYPAL TERRANBAKED - ANNUAL MEETING	\$60.00	
WM - COOKIWS, JUICE & CUPCAKES	\$65.68	
TOTAL		\$220.48
 WORKERS COMP		
WORK COMP COMMISION - OWN RISK MGMNT FEE	\$1,020.00	
TOTAL		\$1,020.00
 STREET/ALLY		
MITCHELL1 SNAP ON US - MECHANIC SUB	\$378.00	
FIRSTNET - 2.26.26 - 3.25.26 MONTHLY SERVICE	\$40.54	
TOTAL		\$418.54

**CITY OF MIAMI CREDIT CARD CLAIMS
APRIL 16, 2026 - MAY 1, 2026**

POOL IMPROVEMENTS

HUGHES - OSB, INSUL	\$493.66	
WESTCO-AC UNIT	\$299.99	
LOCKE -LIGHTS,CLMPS,CON	\$3,713.23	
HUGHES - LUMBER, BOARD	\$332.98	
TOTAL	\$4,839.86	\$4,839.86

CAPITAL IMPROVEMENT- POLICE

FIRSTNET - 2.26.26 - 3.25.26 MONTHLY SERVICE	\$689.18	
TOTAL	\$689.18	\$689.18

CAPITAL IMPROVEMENT- FACILITIES

ACE - DOOR STOPS	\$26.36	
ACE - DOORKNOBS	\$119.98	
AMZN - DOORKNOB	\$100.96	
LOCKE-COUPPING	\$79.10	
LOCKE - PVC, NIPPLE	\$11.15	
ACE - REKEY DOORKNOBS	\$16.00	
LOCKE - TEES, CLAMPS	\$32.36	
LOCKE - DRAIN,PEX,HYDR	\$137.50	
HRBR FRT - AIR HOSE	\$414.93	
HRBR FRT - AIR HOSE	\$4.99	
LOCKE - ACCESS PANEL	\$30.89	
TOTAL	\$974.22	\$974.22

GRANTS/DONATIONS - ANIMAL SHELTER

INTERVET MERCK - CHIPS	\$1,000.00	
TOTAL	\$1,000.00	\$1,000.00

GRANTS/DONATIONS - LIBRARY

AMZN-CHAIR GLIDES & MAGNETS	\$69.83	
TOTAL	\$69.83	\$69.83

MCVB

HOBBY LOBBY - DECORATIONS	\$37.96	
FACEBK- 66FEST26 AD	\$91.00	
FACEBK - 66FEST26 AD	\$91.00	
FACEBK - 66FEST26 AD	\$91.00	
FIRSTNET - 2.26.26 - 3.25.26 MONTHLY SERVICE	\$34.96	
FIRSTNET - 2.26.26 - 3.25.26 MONTHLY SERVICE	\$47.40	
FIRSTNET - 2.26.26 - 3.25.26 MONTHLY SERVICE	\$40.54	
DOUBLETREE HOTELS - CONFERENCE	\$473.14	
EMBASSY SUITES OKL - ROOM	\$183.25	
677 EMBASSY SUITES OKL HOTEL STAY RT 66 DAY	\$163.00	
MRCC ONLIN OK - CHAMBER MEETING/LUNCH	\$50.00	
DOUBLETREE HOTELS - CREDIT FOR TAXES	(\$34.90)	
VISIT WIDG - MCVB APP MONTHLY FEE	\$349.00	
FACEBK MCVB EVENT AD	\$91.00	
GREEN COUNTRY TOURISM - MARKETING	\$543.19	
FACEBK - MCVB EVENT AD	\$91.00	
FACEBK - MCVB EVENT AD	\$91.00	
FACEBK - AD	\$91.00	
TOTAL	\$2,524.54	\$2,524.54

**CITY OF MIAMI CREDIT CARD CLAIMS
APRIL 16, 2026 - MAY 1, 2026**

SENIOR CENTER

ONG - MONTHLY SERVICE 3.19.26 - 4.20.26	\$324.64	
AMAZON - DETERGENT	\$40.18	
ACE - DOORKNOBS	\$54.99	
ACE HARDWARE - ANT KILLER	\$7.99	
WALMART - SODA & WATER	\$114.00	
SPARKLIGHT - MONTHLY SERVICE 4.16.26 - 5.15.26	\$68.50	
FACEBOOK-FISH FRY AD	\$23.73	
AMAZON - CAFETERIA TRAYS	\$69.24	
AMAZON - TV MOUNT & SHELVES	\$48.03	
TOTAL	\$751.30	

AIRPORT

ONG - MONTHLY SERVICE 3.19.26 - 4.20.26	\$70.13	
TOTAL	\$70.13	

MIPFA

ALERT 360 - MONTHLY SERVICE - MAY	\$102.21	
TOTAL	\$102.21	

MDRA - MAIN STREET

TULRT - LDG - HR TULSA HOTEL MAIN STREET CON	\$618.78	
WM SUPERCENTER - TRASH BAGS	\$29.04	
TOTAL	\$647.82	

MDRA - COLEMAN

LOCKE - LIGHTBULB	\$39.00	
FACEBK - FLEETWOOD X AD	\$9.12	
FACEBK - WHITE AD	\$15.96	
SWANK MOTION PICTURES IN - USAGE FEE FROZEI	\$550.00	
TOTAL	\$614.08	

TOTAL GENERAL FUND	\$14,538.96
TOTAL OTHER FUNDS	\$13,721.71
TOTAL GOVERNMENTAL FUNDS	\$28,260.67

CITY	\$26,896.56
MIPFA	\$102.21
MCFA	\$0.00
MDRA	\$1,261.90

**CITY OF MIAMI CREDIT CARD CLAIMS
MAY 2, 2026 - MAY 15, 2026**

LEGAL DEPARTMENT

WWW.OKBAR.ORG - TRAININGS	\$187.50	
ODCR - MAY 2026 SUBSCRIPTION	\$55.00	
TOTAL		\$242.50

POLICE DEPARTMENT

AMAZON - PVC ID CARDS	\$44.98	
AMAZON - CREDIT	(\$21.76)	
TOTAL		\$23.22

FIRE DEPARTMENT

AMAZON - MEDBAG	\$145.49	
WM SUPERCENTER - CHEST	\$39.44	
WALMART.COM - WATER	\$10.54	
WALMART.COM - BATTERES	\$22.58	
HOMES TO SUITES BY HILTON - CREDIT	(\$378.00)	
GOOGLE YOUTUBE TV - SUB	\$82.99	
MYOUTDOORTV - SUB	\$9.99	
TOTAL		(\$66.97)

EMERGENCY MANAGEMENT

HARBOR FREIGHT TOOL -LADDER EXT CORD	\$59.98	
TOTAL		\$59.98

RISK MANAGEMENT

DONUT PALACE - MESO/DEQ TRAINING	\$24.00	
TOTAL		\$24.00

STREET DEPARTMENT

CLEAN UNIFORM CO - APRIL - MAIN ST	\$133.92	
PAYPAL - AO JIA SI TECHNOLOGY - DIAGNOSTIC SCAN TOC	\$1,318.00	
PAYPAL - INTERNATIONAL FEE	\$13.18	
TOTAL		\$1,465.10

CEMETERY

ROBERTSON-TIRES	\$566.92	
MIA IND - HYD HOSE, PROJ	\$111.50	
CLEAN UNIFORM CO - APRIL - CEMETERY	\$50.60	
SPARKLIGHT - 5.1.26 - 5.31.26 MONTHLY SERVICE	\$117.50	
TOTAL		\$846.52

FACILITIES

HUGHES - CREDIT	(\$23.98)	
LOCKE - RECPT, BRKT	\$20.11	
LOCKE - FILTERS	\$86.04	
LOCKE - FILTERS	\$60.24	
LOCKE - FILTERS	\$150.84	
ACE HDWE - CAULK & CORNER BRACES	\$23.55	
ACE HDWE - SCREWS	\$29.99	
CLEAN UNIFORM CO - APRIL - FACILITIES	\$35.88	
OK ASBESTOS - TRAINING	\$100.00	
TOTAL		\$482.67

**CITY OF MIAMI CREDIT CARD CLAIMS
MAY 2, 2026 - MAY 15, 2026**

SPORTS

KTNR MLS - GAS CAP	\$17.00	
KTNR MLS - OIL, FLTR	\$17.67	
LOCKE - TIMER SWITCH	\$80.17	
LOCKE - BREAKERS, SWITCH	\$45.34	
AMZN - PAPER TRAYS	\$36.38	
AMZN - CONCESSION ITEMS	\$205.19	
WAL-MART - FRITOS & CHILI	\$241.41	
SAMS - CONCESSION ITEMS	\$1,894.08	
WM SUPERCENTER - CONCESSION GOODS	\$151.54	
WM SUPERCENTER - CONCESSION GOODS	\$56.80	
SAMS - CONCESSION ITEMS	\$572.32	
CLEAN UNIFORM CO - APRIL - SPORTS	\$27.38	
TOTAL	\$3,345.28	\$3,345.28

POOL

ACE -SEALANT AND CAULK	\$43.97	
ACE - KEYS	\$7.98	
TRCTR SUP - CAULKING	\$50.94	
TRCTR SUP - CAULKING	\$50.94	
ACE - CAULKING	\$181.86	
TOTAL	\$335.69	\$335.69

ANIMAL CONTROL

BEACHNER-DOG FOOD	\$1,377.60	
TRCTR SUP - BEDDING	\$17.97	
CLEAN UNIFORM CO - APRIL - ANIMAL	\$17.76	
SHELTERLUV - ADOPTIONS	\$14.00	
TOTAL	\$1,427.33	\$1,427.33

PARKS

KTNR MLS - TRANS SEAL	\$49.89	
ACE - 2 STROKE OIL	\$98.91	
AMZN - BATTERIES	\$121.16	
HRBR FRT - ROLRS, BRUSH	\$22.45	
HRBR FRT - PAINT TRAYS	\$28.93	
CLEAN UNIFORM CO - APRIL - PARKS	\$112.08	
TOTAL	\$433.42	\$433.42

LIBRARY

QUILL-COPY PAPER	\$353.50	
QUILL-PORTRAIT SIGN DISPLAYS	\$114.64	
TLS-LABEL PROT & BARCDE LABELS	\$460.38	
USPS-POSTAGE	\$34.72	
WMRT-BLACKS BEANS SENSORY BIN	\$14.94	
WMRT-MUFF W MOM SPLS	\$69.68	
TOTAL	\$1,047.86	\$1,047.86

HUMAN RESOURCES

SELECT OKLAHOMA-MAYOR REGISTRATION	\$450.00	
AMAZON - PHONE CASE	\$16.98	
AMAZON - OFFICE SUPPLIES	\$39.99	
WAL-MART - WEBCAM	\$34.86	
WM SUPERCENTER - NEW HIRE GOODY BAGS	\$155.24	
TOTAL	\$697.07	\$697.07

**CITY OF MIAMI CREDIT CARD CLAIMS
MAY 2, 2026 - MAY 15, 2026**

POOL IMPROVEMENTS

OK ST DEPT OF HLTH -PLAN	\$425.00	
WESTCO--FRIDGE, FREEZR	\$789.98	
OK.GOV - SERVICE FEE	\$11.61	
AMZN - SINK	\$88.59	
LEISURE TIME - GAZEBOS	\$3,413.00	
AMZN - WATER TANK	\$72.07	
AMZN - DROP SAFE	\$227.98	
AMZN - WATER TANK	\$97.50	
LOCKE SUPPLY - CLAMP,DRAIN ADPT	\$57.00	
LOCKE - CLAMP, PIPE, PEX	\$27.24	
TOTAL	\$5,209.97	

PARKS/RECS

LEISURE TIME - GAZEBOS	\$4,373.00	
TOTAL	\$4,373.00	

CAPITAL IMPROVEMENT- FACILITIES

ULINE-RAILING	\$1,710.48	
ACE HDWE - ADHSV	\$43.14	
TOTAL	\$1,753.62	

GRANTS/DONATIONS - ANIMAL SHELTER

HYATT - LODGING	\$1,036.00	
TOTAL	\$1,036.00	

GRANTS/DONATIONS - LIBRARY

AMZN-CEILING SIGN HANG SYSTEM	\$487.97	
AMZN-CHAIR GLIDES X 6 SETS	\$55.26	
AMZN-CHAIR GLIDES-CREIDT	(\$60.24)	
AMZN-DSK CHAIR & OUTREACH BINS	\$107.46	
AMZN-JUV BOOKS	\$301.39	
WMRT-VISUAL DISPLAY BINS	\$39.85	
AMZN-DVD	\$18.27	
AMZN-ADULT BOOK	\$19.99	
AMZN-PROG,HUBCAP,IDS,OPERATING	\$340.36	
AMZN-CEILING SIGN SUPPLIES	\$263.11	
TOTAL	\$1,573.42	

MCVB

ANNIE MOUSE BOOKS - MERCH	\$63.72	
HOMETOWN WATER AND COFFE - WATER SERVICE	\$18.11	
EMBASSY SUITES OKL - ROOM	\$189.25	
BACK40 DESIGN - MCVB WEBSITE FEE	\$62.31	
BACK40 DESIGN - MCVB WEBSITE FEE	\$62.31	
FACEBK - AD	\$91.00	
FACEBK - AD	\$31.51	
LINK MEDIA OUTDOOR - MCVB BILLBOARD	\$321.30	
FACEBK - MCVB EVENT AD	\$91.00	
FACEBK - MCVB EVENT AD	\$91.00	
HOBBY-LOBBY - CVB CENTERPIECE SUPPLIES	\$20.14	
SUPERCENTER - OFFICE SUPPLIES	\$173.24	
OKLA ROUTE 66 - SHIRT	\$24.47	
4IMPRINT, INC - PROMOTIONS	\$1,839.16	
TOTAL	\$3,078.52	

**CITY OF MIAMI CREDIT CARD CLAIMS
MAY 2, 2026 - MAY 15, 2026**

SENIOR CENTER

REID NEWS - ANNUAL MEETING AD	\$79.58	
WALMART - SODA & CANDY	\$57.53	
TOTAL		\$137.11

AIRPORT

ACDELCO TDS - SPS2 UNIT#A1703	\$45.00	
OCC - STORAGE TANK PERMIT	\$1.50	
OCC - STORAGE TANK PERMIT	\$50.00	
TOTAL		\$96.50

MDRA - MAIN STREET

EMBASSY SUITES - ROOM	\$169.00	
AMAZON - TABLE CLOTH	\$62.56	
TOTAL		\$231.56

MDRA - COLEMAN

SAMS CLUB.COM - WATER	\$68.48	
MIABELLA- SHOW SUPPLIES REIMBURS BY PROMOTER	\$72.05	
WM -PRE-SHOW PURCH -REIMBURS BY PROMOTER	\$211.26	
HARPS FOOD - GREEN ROOM SUPPLIES REIMBURS BY PRO	\$49.99	
WALGREENS - GREEN ROOM ITEMS REIMBURS BY PROMO	\$7.18	
TOTAL		\$408.96

TOTAL GENERAL FUND		\$10,363.67
TOTAL OTHER FUNDS		\$17,898.66
TOTAL GOVERNMENTAL FUNDS		<u>\$28,262.33</u>

CITY		\$27,621.81
MIPFA		\$0.00
MCFA		\$0.00
MDRA		\$640.52

Miami City Council Special Meeting

MEETING DATE: June 15, 2026

AGENDA TITLE: Discussion and Possible Action on the Minutes: June 02, 2026 (Regular Meeting)

PRESENTER: City Council

BACKGROUND:

STAFFS RECOMMENDATION:

Staff recommends approval if there are no changes that need to be made

ATTACHMENT(S):

[06022026 Council Minutes.docx](#)

THE MIAMI CITY COUNCIL MET IN REGULAR SESSION ON JUNE 02, 2026, IN THE MIAMI CIVIC CENTER COUNCIL CHAMBERS AT 5:30PM WITH THE FOLLOWING MEMBERS PRESENT:

Bless Parker, Mayor
Brian Estep, Councilmember
Kevin Dunkel, Councilmember
Kyla Jones, Councilmember
Haleigh Barnes, Councilmember

Tyler Cline, City Manager
Misty Barnes, City Attorney
Melissa Moore, City Clerk
Mason McMillan, Outside Counsel (Hall Estill)

The agenda for the meeting was displayed in the main lobby of the Miami Civic Center and by posting on www.miamiokla.net starting at 3:30PM on June 01, 2026, pursuant to 25 O.S §311(9) (a) and (b).

THE COUNCIL MAY TAKE ANY OF THE FOLLOWING ACTIONS: DISCUSS, CONSIDER AND VOTE FOR APPROVAL, ACCEPTANCE, REJECTION, AMENDMENT AND/OR POSTPONEMENT OF ANY ITEM LISTED IN THIS AGENDA:

1. Call to Order

Mayor Parker called the meeting to order at 5:47PM.

2. Public Hearing on the Proposed Fiscal Year 2026-2027 Budget

Mayor Parker opened the public hearing at 5:48PM.

Wade Ivy expressed his concerns regarding the budget. Those concerns included the resolution that provides the City Manager with budget amendment authority; transfers to the general fund; the MSUA budget; claims transparency; public safety technology; and community support. Ivy requested that the resolution be tabled until the Council receives and publishes a revised budget amendment resolution requiring Council approval for material interfund transfers; a general fund schedule showing the budget with and without transfers; a MSUA transfer schedule and utility-rate impact explanation; a MSUA past due aging and recovery report; a claims transparency report; a written flock/license plate reader policy; a redline and fee impact sheet for ordinances that change fees; and annual reporting for community support.

Mayor Parker closed the public hearing at 5:55PM.

3. Public Input and Unscheduled Personal Appearances

None.

4. Presentation and Discussion With Outside Organizations

A. Presentation by Miami Area Economic Development Service (MAEDS) With Possible Discussion

Shannon Duhon explained that they are working on a new loan for a prospective business. Duhon stated they are collaborating with tribal partners on projects. They will be attending the select OKC conference in Oklahoma City in August.

No action taken.

5. Discussion and Possible Action Items

A. Discussion and Possible Action on the Claims List

Councilmember Estep made a motion to approve the claims. The motion was seconded by Councilmember Dunkel. The Council was polled with the following results:

Estep, Aye Dunkel, Aye Jones, Aye Barnes, Aye Parker, Aye

Mayor Parker declared the motion carried.

B. Discussion and Possible Action on the Minutes: May 19, 2026 (Regular Meeting)

Councilmember Estep made a motion to approve the minutes of May 19, 2026, regular meeting. The motion was seconded by Councilmember Barnes. The Council was polled with the following results:

Estep, Aye Barnes, Aye Jones, Aye Dunkel, Aye Parker, Aye

Mayor Parker declared the motion carried.

C. Discussion and Possible Action on the Contract With Aaron Rider, the Entertainer, for the Clown Performance as Part of the America 250 Grant Programming at the Miami Public Library, Authorize City Manager to Sign

Callie Cortner explained that this will be paid for by the America 250 Grant.

Councilmember Jones made a motion to approve the contract with Aaron Rider, the Entertainer, for the clown performance as part of the America 250 Grant programming at the Miami Public Library, authorize City Manager to sign. The motion was seconded by Councilmember Barnes. The Council was polled with the following results:

Jones, Aye Barnes, Aye Estep, Aye Dunkel, Aye Parker, Aye

Mayor Parker declared the motion carried.

D. Discussion and Possible Action on the Memorandum of Understanding With the Ottawa County Fair Board for Use of the Fairgrounds and Show Barns for Fiscal Year 2026-2027

Zeb Mingori explained that this agreement with the Ottawa County Fair Board includes updated dates for events. They are invoiced for supplies and utilities that they use.

Councilmember Estep made a motion to approve the memorandum of understanding with the Ottawa County Fair Board for use of the fairgrounds and show barns for fiscal year 2026-2027. The motion was seconded by Councilmember Dunkel. The Council was polled with the following results:

Estep, Aye Dunkel, Aye Jones, Aye Barnes, Aye Parker, Aye

Mayor Parker declared the motion carried.

E. Discussion and Possible Action on the Fiscal Year 2026-2027 Budget and Resolution CC2026-08 Approving the Budget for Fiscal Year 2026-2027 and Establishing Budget Amendment Authority

Crystal Wyrick provided the Council with an overview of the proposed budget. The budget is built to maintain the current services, invest money wisely, and to protect both stability and growth. All funds are now earning three-point three percent (3.3%) interest which brings in approximately seven hundred

thousand dollars (\$700,00.00) to eight hundred thousand dollars (\$800,000.00). There are three (3) major parts of the budget, the general fund, MSUA (utilities), and capital improvement. Fiber will bring in revenue once the project has been implemented. The total expenditures of all funds equate to approximately eighty-two million dollars (\$82,000,000.00). The city's insurance cost is included in the Human Resources budget. The Rainy-Day fund is the reserve fund that can be used in disasters but has restrictions on what it can be used for. A three (3) percent raise is included in the budget for city employees. Councilmember Estep recommended a separate meeting to go over the budget.

No action taken.

F. Discussion and Possible Action on Ordinance 2026-12 Which Amends Language for Clarification in Chapter VI (Buildings and Building Regulations); Article I (In General); Section 6-13 (Permits and Fees) of the Code of Ordinances to Reflect Newly Amended Fees and Charges Related to the Permitting and Inspection of Buildings; Providing Severability; and Establishing an Effective Date

Travis Jones explained that the amendment clarifies that the fee for each permit is four dollars (\$4.00) which goes to the state and fifty cents (.50) for a city administrative fee for a total of four dollars and fifty cents (\$4.50).

Councilmember Barnes made a motion to approve Ordinance 2026-12 which amends language for clarification in Chapter VI (Buildings and Building Regulations); Article I (In General); Section 6-13 (Permits and Fees) of the Code of Ordinances to reflect newly amended fees and charges related to the permitting and inspection of buildings; providing severability; and establishing an effective date. The motion was seconded by Councilmember Estep. The Council was polled with the following results:

Barnes, Aye Estep, Aye Jones, Aye Dunkel, Aye Parker, Aye

Mayor Parker declared the motion carried.

6. Other New Business, if any, Which has Arisen Since the Posting of the Agenda and Could not Have Been Anticipated Prior to the Time of Posting (25 O.S. §311(9)). This Agenda Item Could Include Possible Action Items

None.

7. Staff Reports (Written Report Included in Packet, if Available Staff is Present for Questions)

A. May Sales and Use Tax Report

None.

B. Report on City Manager Budget Amendments

None.

8. Mayor and Council Community Announcements

None.

9. City Manager's Communications

None.

10. Adjournment

Councilmember Dunkel made a motion to adjourn. Councilmember Estep made the second. The Council was polled with the following results:

Dunkel, Aye Estep, Aye Jones, Aye Barnes, Aye Parker, Aye

Mayor Parker declared the meeting adjourned at 6:14PM.

Councilmember Barnes Councilmember Jones Councilmember Dunkel

Councilmember Estep Mayor Bless Parker ATTEST: _____
Melissa Moore, City Clerk

CITY - PURCHASE ORDERS PRESENTED

DATE 6.2.26

VENDOR	DESCRIPTION	
POLICE DEPARTMENT		
FUELMAN	FUEL USAGE 45.4.26 - 5.10.26	\$ 1,451.77
FUELMAN	FUEL USAGE 5.11.26 - 5.17.26	\$ 1,724.81
O'REILLY AUTO PARTS	WIPER FLUID	\$ 9.38
TRANSUNION	BACKGROUND CHECKS - APRIL	\$ 175.55
WORKING HANDS CAR WASH	CAR WASHES - APRIL	\$ 259.25
MOTOROLA SOLUTIONS	2026 LEASE PAYMENT - PO #26-01174	\$ 20,245.94
FIRST RESPONDER	UNIFORMS - J WHITTEAKER - PO #26-00753	\$ 1,306.98
JOHN WHITTEAKER	PER DIEM - PO #26-01242	\$ 408.00
BRANDON KRAUSE	PER DIEM - PO #26-01241	\$ 408.00
TOTAL		\$ 25,989.68
FIRE DEPARTMENT		
FUELMAN	FUEL USAGE 45.4.26 - 5.10.26	\$ 496.29
FUELMAN	FUEL USAGE 5.11.26 - 5.17.26	\$ 494.59
OK ST DEPT OF HEALTH	AEMT FEE - D SEAMON	\$ 27.50
OK ST DEPT OF HEALTH	EMT FEE - K BALDRIDGE	\$ 22.50
OK ST DEPT OF HEALTH	EMT FEE - J HAILE	\$ 22.50
OK ST DEPT OF HEALTH	EMT FEE - T BULLARK	\$ 22.50
OK ST DEPT OF HEALTH	EMT FEE - K WITTEN	\$ 22.50
OK ST DEPT OF HEALTH	EMT FEE - S RICHARDSON	\$ 22.50
OK ST DEPT OF HEALTH	EMT FEE - D ALLEN	\$ 22.50
OK ST DEPT OF HEALTH	EMT FEE - S BIGGS	\$ 22.50

OK ST DEPT OF HEALTH	EMT FEE - K KLINE	\$ 22.50
ACE HARDWARE	POILET PLUNGER	\$ 9.99
ACE HARDWARE	ANTIFREEZE COOLANT	\$ 26.98
TESCORP	LABOR, TRAVEL & PARTS - PO #26-00886	\$ 1,045.80
TOTAL		\$ 2,281.15

EMERGENCY MANAGEMENT

FUELMAN	FUEL USAGE 5.11.26 - 5.17.26	\$ 47.13
TOTAL		\$ 47.13

CODE COMPLIANCE

FUELMAN	FUEL USAGE 45.4.26 - 5.10.26	\$ 169.01
FUELMAN	FUEL USAGE 5.11.26 - 5.17.26	\$ 265.57
WORKING HANDS CAR WASH	CAR WASHES - APRIL	\$ 31.50
TOTE ALONG	SHIRTS	\$ 648.30
TOTAL		\$ 1,114.38

RISK MANAGEMENT

RLI SURETY	BOND - B PARKER	\$ 100.00
TOTAL		\$ 100.00

STREET DEPARTMENT

FUELMAN	FUEL USAGE 45.4.26 - 5.10.26	\$ 845.01
FUELMAN	FUEL USAGE 5.11.26 - 5.17.26	\$ 1,645.57
ACE HARDWARE	KEY CABINET & OUTLET WIRE	\$ 84.97
ACE HARDWARE	CREDIT	\$ (46.99)
STATE CHEMICAL SOLUTIONS	TRIPLE PLAY	\$ 383.97
STATE CHEMICAL SOLUTIONS	XTRA MUSCLE BRAKES	\$ 233.48
4 STATE TRAILERS	METAL PLUG, RECEIVER TUBE & HITCH	\$ 41.37
HILLBILLY PUMPING & HAULING	PORTABLE TOILET	\$ 105.00
RUSH TRUCK CENTER	HOUSING INSTRUMENTS - PO #26-01121	\$ 2,042.02
TOTAL		\$ 5,334.40

CEMETERY

FUELMAN	FUEL USAGE 45.4.26 - 5.10.26	\$ 433.67
FUELMAN	FUEL USAGE 5.11.26 - 5.17.26	\$ 236.93
STRIMPLE OUTDOOR POWER	PTO CLUTCH	\$ 44.95
BOB CLARK	BACKHOE SERVICES - PO #26-01232	\$ 1,200.00
HUGO'S INDUSTRIAL SUPPLY	TISSUES, TOWELS & TRASH BAGS - PO #26-01280	\$ 288.12
TOTAL		\$ 2,203.67

**MUNICIPAL BUILDING
(FACILITIES)**

FUELMAN	FUEL USAGE 45.4.26 - 5.10.26	\$ 84.80
MIAMI NEWS RECORD	LEGAL PUBLICATION	\$ 97.40
MIAMI NEWS RECORD	LEGAL PUBLICATION	\$ 97.40
HUGO'S INDUSTRIAL SUPPLY	TOILET BOWL CLEANER	\$ 55.52
JAMES RIVER MECHANICAL	REFRIGERANT & LABOR - PO #26-01279	\$ 7,768.75
TOTAL		\$ 8,103.87

SPORTS ACTIVITIES

FUELMAN	FUEL USAGE 45.4.26 - 5.10.26	\$ 255.21
FUELMAN	FUEL USAGE 5.11.26 - 5.17.26	\$ 240.05
STRIMPLE OUTDOOR POWER	BELTS	\$ 361.85
HUGO'S INDUSTRIAL SUPPLY	TISSUES, TOWELS & TRASH BAGS - PO #26-01280	\$ 402.77
SPIRIT FENCING	CHAIN LINK - PO #26-01272	\$ 1,395.00
DOUG'S OFFICIALS	ASSIGNING FEES - PO #26-01228	\$ 2,000.00
BAKER MATERIAL	RED CLAY - PO #26-01235	\$ 2,271.50
BAKER MATERIAL	FIELD CONDITIONER - PO #26-01229	\$ 2,375.00
TOTAL		\$ 9,301.38

SWIMMING POOL

MOUNTJOY AQUATICS	DGMA MODULES	\$ 318.22
OK ST DEPT OF HEALTH	LICENSE	\$ 75.00
ACE HARDWARE	VINEGAR & BLEACH	\$ 19.57
ACE HARDWARE	CLEANER, PRIMER & HOSES	\$ 132.92
JOHNNY FREEZE	ICE CREAM	\$ 450.00
ARLAN COMPANY	AZONE EPA - PO #26-01289	\$ 2,497.00
HUGO'S INDUSTRIAL SUPPLY	PINE SOL, TISSUE & TRASH BAGS - PO #26-01237	\$ 1,087.12
SUNBELT POOLS	PULSAR SOLENOID & LABOR - PO #26-01258	\$ 866.27
TOTAL		\$ 5,446.10

ANIMAL CONTROL

FUELMAN	FUEL USAGE 5.11.26 - 5.17.26	\$ 76.77
MINDY MAYFIELD	SPAY & NEUTERS	\$ 455.00
MINDY MAYFIELD	SPAY & NEUTERS	\$ 400.00
MINDY MAYFIELD	SPAY & NEUTERS - PO #26-01234	\$ 2,340.00
MINDY MAYFIELD	SPAY & NEUTERS - PO #26-01236	\$ 520.00
TOTAL		\$ 3,791.77

PARKS

FUELMAN	FUEL USAGE 45.4.26 - 5.10.26	\$ 412.37
FUELMAN	FUEL USAGE 5.11.26 - 5.17.26	\$ 766.62
ACE HARDWARE	OILDRI	\$ 68.96
MIAMI INDUSTRIAL SUPPLY	SQUARE GATORLINE	\$ 127.23
JASON SMITH	CDL REIMBURSEMENT - PO #26-01227	\$ 25.00

TOTAL \$ 1,400.18

LIBRARY

INGRAM LIBRARY SERVICES	BOOKS	\$ 122.06
INGRAM LIBRARY SERVICES	BOOKS	\$ 33.68
INGRAM LIBRARY SERVICES	BOOKS	\$ 16.70
HUGO'S INDUSTRIAL SUPPLY	TOWELS, TISSUE & SWAN1G	\$ 169.65
JAMES RIVER MECHANICAL	REFRIGERANT & LABOR - PO #26-01279	\$ 2,075.00

TOTAL \$ 2,417.09

GENERAL GOVERNMENT

OTTAWA CO CLERK	ORDINANCE	\$ 36.00
OTTAWA CO CLERK	FILE RESOLUTION	\$ 20.00
OTTAWA CO CLERK	EASEMENT SHAWNEE TRIBE	\$ 24.00
MIAMI NEWS RECORD	LEGAL PUBLICATION	\$ 41.96
MIAMI NEWS RECORD	LEGAL PUBLICATION	\$ 42.40
HBC	PROGRESS BILL #1 FOR AUDIT JUNE 2025 - PO #26-01	\$ 5,000.00
HBC	PROGRESS BILL #2 FOR AUDIT JUNE 2025 - PO #26-01	\$ 9,000.00
CRAWFORD & ASSOCIATES	PRO SERVICES THRU 5.15.26 - PO #26	\$ 3,000.00
CRAWFORD & ASSOCIATES	PRO SERVICES THRU 4.15.26 - PO #26-00224	\$ 10,705.00
NICK & MICHELLE BEERY	MILLI'S TAX INCENTIVE - PO #26-01244	\$ 880.84
MIAMI AREA ECONOMIC DEV	CONTRACT FEE - 2ND QUARTER - PO #25-02556	\$ 12,500.00

TOTAL \$ 41,250.20

HUMAN RESOURCES

MCAFFEE & TAFT	LEGAL SERVICES	\$ 390.00
CDW	DESKTOP COMPUTERS - PO #26-01171	\$ 2,809.00

TOTAL \$ 3,199.00

WORKERS COMPENSATION

CONSOLIDATED BENEFITS	SERVICE FEES MONTH - PO #	\$ 1,500.00
OKLAHOMA TAX COMMISSION	EMPLOYERS QRTLY CONTRIBUTION REPORT (ESTIMATE)	\$ 5,000.00

TOTAL \$ 6,500.00

STREET & ALLEY

ACE HARDWARE	MORTAR MIX & JOINT TAPE	\$ 33.76
ACE HARDWARE	ANGLE ZMAX	\$ 36.57
LONGAN CONSTRUCTION	BULK COLD PATCH - PO #26-01239	\$ 1,601.25
TORRES CONCRETE	CONCRETE WORK - PO #26-00725	\$ 1,260.00
TORRES CONCRETE	CONCRETE WORK - PO #26-00725	\$ 8,383.00

TOTAL \$ 11,314.58

STREET & STADIUM

BANK OF OKLAHOMA	BOND PAYMENT - MONTH - PO # 26-00499	\$ 82,235.83
KEMP STONE	BASE ROCK - PO #26-01033	\$ 6,182.73
KEMP STONE	BASE ROCK - PO #26-01033	\$ 252.45
KEMP STONE	BASE ROCK - PO #26-01033	\$ 1,443.79
KEMP STONE	BASE ROCK - PO #26-01033	\$ 301.02
KEMP STONE	BASE ROCK - PO #26-01033	\$ 1,049.81
KEMP STONE	BASE ROCK - PO #26-01033	\$ 1,621.40
KEMP STONE	BASE ROCK - PO #26-01033	<u>\$ 4,630.17</u>

TOTAL **\$ 97,717.20**

PARKS

ACE HARDWARE	DOOR STOP CHAIN	\$ 8.99
SHERWIN WILLIAMS	PAINT	<u>\$ 294.53</u>

TOTAL **\$ 303.52**

INSURANCE FUND

POINT C	EMPLOYEE HEALTH INSURANCE (ESTIMATE)	\$ 35,000.00
MUTUAL OF OMAHA	EMPLOYEE LIFE INSURANCE (ESTIMATE)	\$ 3,400.00
NFP CORPORATE SERVICES	BROKER SERVICES (ESTIMATE)	<u>\$ 4,500.00</u>

TOTAL **\$ 42,900.00**

CAPITAL IMPROVEMENT - PD

MOTOROLA SOLUTIONS	CAMERAS, ROUTERS & LABOR	<u>\$ 139,124.00</u>
--------------------	--------------------------	----------------------

TOTAL **\$ 139,124.00**

CAPITAL IMPROVEMENT - FIRE

US BANCORP	TANKER & PUMPER LEASES - PO # 25-00022	<u>\$ 7,900.51</u>
------------	--	--------------------

TOTAL **\$ 7,900.51**

CAPITAL IMPROVEMENTS - CEMETERY

ARVEST EQUIPMENT FINANCE	2022 CATEPILLAR 303.5	<u>\$ 1,205.22</u>
--------------------------	-----------------------	--------------------

TOTAL **\$ 1,205.22**

CAPITAL IMPROVEMENTS - FACILITIES

LOCKE SUPPLY	FIELD LIGHTS, WIRE & CONNECTORS - PO #26-01254	<u>\$ 3,209.42</u>
--------------	--	--------------------

TOTAL **\$ 3,209.42**

GRANTS / DONATIONS

INGRAM LIBRARY SERVICES	BOOKS	\$ 133.20
-------------------------	-------	-----------

INGRAM LIBRARY SERVICES	BOOKS	\$ 252.97
INGRAM LIBRARY SERVICES	BOOKS	\$ 349.58
INGRAM LIBRARY SERVICES	BOOKS	\$ 68.38
RICK PULLEY	SELF DEFENSE CLASS - PO #26-01245	\$ 750.00
TOTAL		\$ 1,554.13

COUNTY FIRE

WELCH STATE BANK	2023 FORD F-150 LEASE PAYMENT CO PO 4588 - PO # 25-00073	\$ 1,376.74
TOTAL		\$ 1,376.74

MCVB

FUELMAN	FUEL USAGE 45.4.26 - 5.10.26	\$ 412.37
TOTAL		\$ 412.37

SENIOR CENTER

DOC SERVICES	MEAL REIMBURSEMENT - PO #26-01256	\$ 625.50
TOTAL		\$ 625.50

AIRPORT

ROBERTSON TIRE	OIL CHANGE	\$ 115.83
ACE HARDWARE	KEYS	\$ 27.95
MULTI SERVICE	DEVICE FEE - MARCH	\$ 20.00
MULTI SERVICE	CC FEES - MARCH	\$ 82.49
PAYMENTECH	CC FEES - MARCH	\$ 106.25
QT POD	1 YEAR SUPPORT - PO #26-01267	\$ 1,195.00
TOTAL		\$ 1,547.52

OFF-CYCLE CHECKS/DRAFTS

FIRST NATIONAL BANK	MONTHLY SERVICE - FEB	\$ 29.95
FIRST NATIONAL BANK	ONE TIME CHARGE - DEBIT/FEES	\$ 108.17
FIRST NATIONAL BANK	MONTHLY SERVICE - FEB - AIRPORT	\$ 29.95
FIRST NATIONAL BANK	ONE TIME CHARGE - DEBIT/FEES - AIRPORT	\$ 24.13
FIRST NATIONAL BANK	MONTHLY SERVICE - FEB - SENIOR CENTER	\$ 29.95
FIRST NATIONAL BANK	ONE TIME CHARGE - DEBIT/FEES - SENIOR CENTER	\$ 10.67
FIRST NATIONAL BANK	MONTHLY SERVICE - FEB - EXTRA MACHINE	\$ 29.95
FIRST NATIONAL BANK	MONTHLY SERVICE - FEB - FINANCE	\$ 29.95
FIRST NATIONAL BANK	MONTHLY SERVICE - FEB - CVB	\$ 29.95
FIRST NATIONAL BANK	ONE TIME CHARGE - DEBIT/FEES - CVB	\$ 0.78
FIRST NATIONAL BANK	MONTHLY SERVICE - FEB - FACILITIES	\$ 29.95
FIRST NATIONAL BANK	MONTHLY SERVICE - MARCH	\$ 29.95
FIRST NATIONAL BANK	ONE TIME CHARGE - DEBIT/FEES	\$ 98.65
FIRST NATIONAL BANK	MONTHLY SERVICE - MARCH - AIRPORT	\$ 29.95

FIRST NATIONAL BANK	ONE TIME CHARGE - DEBIT/FEEES - AIRPORT	\$ 4.84
FIRST NATIONAL BANK	MONTHLY SERVICE - MARCH - SENIOR CENTER	\$ 29.95
FIRST NATIONAL BANK	ONE TIME CHARGE - DEBIT/FEEES - SENIOR CENTER	\$ 9.21
FIRST NATIONAL BANK	MONTHLY SERVICE - MARCH - EXTRA MACHINE	\$ 29.95
FIRST NATIONAL BANK	MONTHLY SERVICE - MARCH - FINANCE	\$ 29.95
FIRST NATIONAL BANK	MONTHLY SERVICE - MARCH - CVB	\$ 29.95
FIRST NATIONAL BANK	ONE TIME CHARGE - DEBIT/FEEES - CVB	\$ 5.18
FIRST NATIONAL BANK	MONTHLY SERVICE - MARCH - FACILITIES	\$ 29.95
FIRST NATIONAL BANK	ONE TIME CHARGE - DEBIT/FEEES - FACILITIES	\$ 42.43
FIRST NATIONAL BANK	MONTHLY SERVICE - APRIL	\$ 29.95
FIRST NATIONAL BANK	ONE TIME CHARGE - DEBIT/FEEES	\$ 131.25
FIRST NATIONAL BANK	MONTHLY SERVICE - APRIL - AIRPORT	\$ 29.95
FIRST NATIONAL BANK	ONE TIME CHARGE - DEBIT/FEEES - AIRPORT	\$ 20.85
FIRST NATIONAL BANK	MONTHLY SERVICE - APRIL - SENIOR CENTER	\$ 29.95
FIRST NATIONAL BANK	ONE TIME CHARGE - DEBIT/FEEES - SENIOR CENTER	\$ 10.01
FIRST NATIONAL BANK	MONTHLY SERVICE - APRIL - EXTRA MACHINE	\$ 29.95
FIRST NATIONAL BANK	MONTHLY SERVICE - APRIL - FINANCE	\$ 29.95
FIRST NATIONAL BANK	MONTHLY SERVICE - APRIL - CVB	\$ 29.95
FIRST NATIONAL BANK	ONE TIME CHARGE - DEBIT/FEEES - CVB	\$ 17.08
FIRST NATIONAL BANK	MONTHLY SERVICE - APRIL - FACILITIES	\$ 29.95
FIRST NATIONAL BANK	ONE TIME CHARGE - DEBIT/FEEES - FACILITIES	\$ 19.20
TOTAL		\$ 1,131.40

BANK OF AMERICA	CREDIT CARD CHARGES - 3.16.26 - 4.1.26	\$ 22,527.49
BANK OF AMERICA	CREDIT CARD CHARGES - 4.2.26 - 4.15.26	\$ 16,483.93
CITY OF MIAMI	SALARIES & BENEFITS - 5.14.26	\$360,750.48
	TOTAL GENERAL FUND	\$111,980.00
	TOTAL OTHER FUNDS	\$ 176,566.71
	TOTAL GOVERNMENTAL FUNDS	\$689,440.01

**CITY OF MIAMI CREDIT CARD CLAIMS
MARCH 16, 2026 – APRIL 1, 2026**

LEGAL DEPARTMENT		
USPS - POSTAGE		\$11.60
USPS PO - POSTAGE		\$10.77
FIRSTNET - 1.26.26 - 2.25.26 MONTHLY SERVICE		\$98.65
ODCR - MARCH 26 TOOLS		\$5.00
OTTAWA COUNTY DISTRICT - AFFIDAVIT FILING		\$68.00
TOTAL		\$194.02

COURT

OML- CONFERENCE REGISTRATION

\$300.00**TOTAL****\$300.00****POLICE DEPARTMENT**

TRCTR SUP - BATTERY

\$99.99

AMAZON - SMALL EVIDENCE BAGS

\$48.00

AMAZON - EVIDENCE BAGS & POWER CONVERTER

\$44.53

SAMS CLUB.COM - SODA, CHIPS & COOKIES

\$187.02

WALMART - SODA & PAPER PLATES

\$33.95

USPS - POSTAGE ON OPTIC

\$15.60

USPS - POSTAGE

\$12.40

FIRSTNET - 1.26.26 - 2.25.26 MONTHLY SERVICE

\$1,432.62

BOLT - MONTHLY SERVICE 3.12.26 - 4.11.26

\$199.99

WALMART - CUPS, COFFEE & CREAMER

\$49.08**TOTAL****\$2,123.18****FIRE DEPARTMENT**

WALMART.COM - TONER

\$64.99

SECRETARY OF STATE - NOTARY

\$26.00

SECRETARY OF STATE - CREDIT

(\$26.00)

SECRETARY OF STATE - NOTARY

\$26.00

WAL-MART - TRANSOMS

\$109.61

WM SUPERCENTER - ICE CHEST

\$32.44

ACE HDWE - FASTENRS

\$4.99

SPINNERS TIRE - TIRE SR5

\$680.00

HARBOR FREIGHT - HYDRANT TOOLS

\$33.91

TANKS MARINE LLC - BOAT REPAIR

\$307.95

WALMART.COM - GAIN & DIAL

\$60.36

FIRSTNET - 1.26.26 - 2.25.26 MONTHLY SERVICE

\$256.96

NATIONAL REGISTRY EMT - WITTEN

\$25.00

NATIONAL REGISTRY EMT - SEAMON

\$26.00

NATIONAL REGISTRY EMT - RICHARDSON

\$25.00

NATIONAL REGISTRY EMT - KLINE

\$25.00

NATIONAL REGISTRY EMT - HAILE

\$25.00

NATIONAL REGISTRY EMT/BULLARD

\$25.00

NATIONAL REGISTRY EMT - BIGGS

\$25.00

NATIONAL REGISTRY EMT - BALDRIDGE

\$25.00

NATIONAL REGISTRY EMT - ALLEN

\$25.00

FIRE SERVICE TRAINING - BLS CARD

\$7.00

FIRE SERVICE TRAINING - BLSCD

\$7.00

FIRE SERVICE TRAINING - BLSCRDS

\$21.00**TOTAL****\$1,838.21****TELECOMMUNICATIONS**

AMAZON - NEW HEADSETS

\$115.98

AMAZON - C LAWLER NOTARY STAMP

\$24.95

SECRETARY OF STATE - C LAWLER NOTARY

\$26.00

FIRSTNET - 1.26.26 - 2.25.26 MONTHLY SERVICE

\$47.40

NENA - CONFERENCE - D UNTEREKER

\$750.00

TOTAL **\$964.33**

CODE COMPLIANCE

FIRSTNET - 1.26.26 - 2.25.26 MONTHLY SERVICE \$121.62
TOTAL **\$121.62**

RISK MANAGEMENT

FIRSTNET - 1.26.26 - 2.25.26 MONTHLY SERVICE \$88.93
TOTAL **\$88.93**

STREET DEPARTMENT

BO'S TIRE SHOP LLC - TIRES MOUNTED \$50.00
FASTENAL - SAFTEY GLASSES \$62.12
COLE EQUIPMENT RENTAL - SAW BLADES \$210.00
FIRSTNET - 1.26.26 - 2.25.26 MONTHLY SERVICE \$40.54
FIRSTNET - 1.26.26 - 2.25.26 MONTHLY SERVICE \$135.34
ONG - 1.30.26 - 3.19.26 \$680.16
ONG - MONTHLY SERVICE 2.19.26 - 3.19.26 \$258.06
TOTAL **\$1,436.22**

CEMETERY

B&L - CREDIT (\$86.15)
FIRSTNET - 1.26.26 - 2.25.26 MONTHLY SERVICE \$47.40
SEC OF ST - BOND FILING \$26.00
WM - FLOWERS \$119.34
TOTAL **\$106.59**

FACILITIES

HRBR FRT -DOLLY, MVRS \$39.94
ACE - TAPE MEASURE & BITS \$82.96
HUGHES - BITS, BLADE \$23.98
LOCKE - AUGER, KEY \$33.35
KTRN MLS - CABLE TERM \$12.49
AMZN - DUSTERS \$23.99
ACE - SHIMS \$7.77
ACE - BRAD NAILS \$14.99
LOCKE - LIGHTBULBS \$63.00
ACE - EXTENSION CORD \$19.99
ACE - KEYS \$7.98
ACE - FASTENERS \$1.34
LOCKE - PLUMBING SUPS \$58.51
ACE - CAT5 COUPLER FOR EOC \$7.99
LOCKE - VENT, COUPLING \$50.31
HUGHES - LUMBER \$11.59
LOCKE - ELL, CPLGS \$7.64
ACE - TARP \$54.99
SHERWIN-WILLIAMS - PAINT \$39.58
ACE SPLASH PAD KEYS \$23.94
FASTENAL - EPOXY \$61.31
ONG - MONTHLY SERVICE 2.19.26 - 3.19.26 \$825.40

TOTAL **\$1,473.04**

SPORTS

TRCTR SUP - ROLLER	\$429.99	
KTNR MLS - VOLT REG	\$97.33	
HRBR FRT-CASTERS	\$33.98	
HRBR FRT - FIELD SUPS	\$38.55	
FIRSTNET - 1.26.26 - 2.25.26 MONTHLY SERVICE	\$47.40	
FIRSTNET - 1.26.26 - 2.25.26 MONTHLY SERVICE	\$81.08	
TOTAL	<hr/>	\$728.33

ANIMAL CONTROL

FIRSTNET - 1.26.26 - 2.25.26 MONTHLY SERVICE	\$87.94	
TOTAL	<hr/>	\$87.94

PARKS

O'REILLY-PS HOSE, LINE	\$92.39	
KTNR MLS - FLTR, OIL,STBL	\$60.05	
O'REILLY - SCREWS,CLIP	\$9.98	
O'REILLY-STR WHL CVR	\$18.99	
TRCTR SUP - FITTING	\$9.99	
AMZN - WATER COOLER	\$255.99	
LOCKE - WATER FILTERS	\$7.09	
AMZN - SIGNS	\$26.47	
FIRSTNET - 1.26.26 - 2.25.26 MONTHLY SERVICE	\$87.94	
FIRSTNET - 1.26.26 - 2.25.26 MONTHLY SERVICE	\$47.40	
HAMPTON INN - LODGING	\$385.02	
TOTAL	<hr/>	\$1,001.31

LIBRARY

AMZN - NOTE PADS	\$11.19
AMZN - OFFICE SUPPLIES	\$69.41
AMZN-BATTERIES & RECPT TAPE	\$25.33
AMZN-STICKY NOTES	\$26.59
AMZN-VINYL GLOVES	\$32.79
AMZN - CARPET CLEANER	\$31.40
AMZN-TRASH BAGS	\$51.99
AMZN-COAT HOOKS & MAGNETS	\$138.13
AMZN-BOOK REPAIR TAPE	\$29.84
USPS - POSTAGE	\$24.09
USPS-POSTAGE	\$25.51
USPS - POSTAGE	\$8.50
FIRSTNET - 1.26.26 - 2.25.26 MONTHLY SERVICE	\$140.39
ADOBE-PDF SUBSCRIPTION	\$15.00
ADOBE - PRO SUBSCRIPTION	\$15.00
AMZN-PATRON COMP MONITOR	\$88.19
AMZN - MONITORS & MOUNT	\$218.22
AMZN-ZIP LOCK BAGS	\$6.63
AMZN-YOUTH PROG SUPPLIES	\$36.99
AMZN-YOUTH PROG SUPLS	\$57.97

AMZN-YOUTH PROG SUPLS	\$24.99	
AMZN-YOUTH PROG SUPPLIES	\$100.01	
AMZN-YOUTH PROG SUPLS	\$11.95	
AMZN-YOUTH PROG SUPLS	\$7.99	
TOTAL		\$1,198.10
GENERAL GOVERNMENT		
OFFICE DEPOT - DIVIDERS	\$19.38	
AMAZON-POSTAGE MACHINE TAPE	\$13.34	
AMAZON-PENS & BINDER RINGS	\$36.53	
FIRSTNET - 1.26.26 - 2.25.26 MONTHLY SERVICE	\$237.00	
FIRSTNET - 1.26.26 - 2.25.26 MONTHLY SERVICE6E	\$505.49	
OML- CONFERENCE REGISTRATION	\$570.00	
SEQUOYAH LODGE-MAYOR MCO	\$120.18	
EMBASSY SUITES-MAYOR LNO	\$198.15	
TOTAL		\$1,700.07
HUMAN RESOURCES		
WAL-MART - PLEDGE, EXPOS & SHARPIES	\$46.67	
AMAZON - COMPUTER ARM	\$38.32	
AMAZON - COMPUTER ARMS	\$76.64	
FIRSTNET - 1.26.26 - 2.25.26 MONTHLY SERVICE	\$94.80	
INVESTIGATIONS CLASS - HR TRAINING	\$1,895.00	
AMAZON - TABLE COVER	\$102.59	
GOODFELLAS -WORK CREW@ LIBRARY	\$158.89	
WM - COOKIES & FRUIT	\$35.48	
TOTAL		\$2,448.39
STREET/ALLY		
MITCHELL1 SNAP - MECHANICS SUB	\$554.36	
FIRSTNET - 1.26.26 - 2.25.26 MONTHLY SERVICE	\$40.54	
TOTAL		\$594.90
CAPITAL IMPROVEMENT- FACILITIES		
FIRSTNET - 1.26.26 - 2.25.26 MONTHLY SERVICE	\$689.18	
LOCKE - TUBING	\$332.34	
LOCKE - LED CCT SEL	\$196.26	
ACE - SCREWS	\$42.98	
SHWN WMS - PAINT	\$259.75	
AMZN - BRASS FITTINGS	\$49.50	
SHWN WMS - PAINT, RLRS	\$341.31	
LOCKE-TOILET SYSTEM	\$390.05	
SHWN WMS - PAINT	\$59.95	
LOCKE - STAND	\$53.03	
TOTAL		\$2,414.35
GRANTS/DONATIONS - ANIMAL SHELTER		
UNITED - AIR FARE	\$562.38	
TOTAL		\$562.38

GRANTS/DONATIONS - LIBRARY

WMART - STORAGE BINS	\$49.76	
AMZN - STORAGE BINS	\$58.92	
AMZN-FELT BRD,ORG BINS,MON MNT	\$193.80	
LYFT-TRANSPORT TO PLA	\$38.44	
USPS - POSTAGE	\$10.66	
FBOOK - LTAI ADS	\$17.31	
TOTAL		\$368.89

MCVB

HOMETOWN WATER - WATER SERVICE	\$26.91	
FIRSTNET - 1.26.26 - 2.25.26 MONTHLY SERVICE	\$47.40	
FIRSTNET - 1.26.26 - 2.25.26 MONTHLY SERVICE	\$40.54	
VISIT WIDG - MCVB APP MONTHLY FEE	\$349.00	
GREEN COUNTRY TOURISM - MARKETING AD	\$542.71	
WM - SNACKS, SODA & PLUG IN OIL	\$159.35	
TOTAL		\$1,165.91

SENIOR CENTER

ONG - MONTHLY SERVICE 2.19.26 - 3.19.26	\$558.81	
ADOBE - PRO FOR NONPROFITS	\$15.00	
AMAZON - MAGNET HOOKS	\$12.99	
AMAZON - CASH BOX	\$19.95	
LOCKE - TOILET SEAT	\$45.02	
SPARKLIGHT - MONTHLY SERVICE 3.16.26 - 4.15.26	\$68.50	
WALMART - CANDY OUTREACH	\$65.77	
WALMART - WIRELESS USB ADAPTER	\$29.88	
KEEPINGBUSY - DEMENTIA GAMES	\$167.79	
AMAZON - FITNESS BALL STORAGE	\$9.99	
AMAZON - EXERCISE BALLS	\$27.99	
TOTAL		\$1,021.69

AIRPORT

AMAZON - MOUSE & WINDOW SQUEEGEE	\$38.92	
ONG - MONTHLY SERVICE 2.19.26 - 3.19.26	\$443.77	
PENSXPRESS - LOGO PENS	\$106.40	
TOTAL		\$589.09

MIPFA

NE OK ELECT - MONTHLY SERVICE 2.8..26 - 3.8.26	\$336.99	
TOTAL		\$336.99

MDRA - MAIN STREET

SOONER PRINTING - MMS, CARDS HLIDAY MARKT, LABELS	\$607.00	
TOTAL		\$607.00

MDRA - COLEMAN

FACEBK ADS FOR FLEETWOOD X	\$60.22	
FACEBK ADS FOR BRYAN WHITE	\$53.99	
FACEBK ADS FOR JOHNNY CASH SHOW	\$69.94	

TOTAL	\$184.15
TOTAL GENERAL FUND	\$15,810.28
TOTAL OTHER FUNDS	\$7,845.35
TOTAL GOVERNMENTAL FUNDS	<u>\$23,655.63</u>

CITY	\$22,527.49
MIPFA	\$336.99
MCFA	\$0.00
MDRA	\$791.15
	\$23,655.63

**CITY OF MIAMI CREDIT CARD CLAIMS
APRIL 2, 2026 – APRIL 15, 2026**

LEGAL DEPARTMENT		
ODCR - APRIL SUB 26	\$55.00	
OTTAWA COUNTY DISTRICT - PETITION	\$180.39	
TOTAL		\$235.39

POLICE DEPARTMENT		
	\$245.58	
WAL-MART - REFRIGERATOR	\$154.00	
AXON - TAZER CARTRIDGES	\$2,781.00	
BOLT - 4.12.26 - 5.11.26 MONTHLY SERVICE	\$199.99	
DAYLIGHT DONUTS - DONUTS FOR CIT TRAINIG	\$20.00	
DAYLIGHT DONUTS - DONUTS FOR CIT TRAINIG	\$20.00	
WAL-MART - WATER - CIT TRAINING	\$23.90	
WALMART - ITEMS FOR CIT TRAINIG	\$11.34	
DAYLIGHT - DONUTS FOR CIT TRAINIG	\$20.00	
DAYLIGHT DONUTS - DONUTS FOR CIT TRAINIG	\$20.00	
WAL-MART - TAZER TRAINING	\$29.91	
DAYLIGHT DONUTS - DONUTS TAZER TRAINIG	\$20.00	
DAYLIGHT-DONUTS FOR TAZER TRAINIG	\$15.00	
TOTAL		\$3,560.72

FIRE DEPARTMENT		
WAL-MART - TRKWSH	\$32.01	
TRACTOR SUPPLY-BOATLIGHT	\$33.11	
WALMART.COM - PINE SOL, GAIN & TRASH BAGS	\$120.24	
WALMART.COM - GAIN, DIAL & DAWN	\$53.57	
ACE HDWE - TARP	\$62.97	
NATIONAL REGISTRY-EMT S BIGGS	\$104.00	
GOOGLE YOUTUBE TV - SUB	\$82.99	
MYOUTDOORTV - SUB	\$9.99	
FIRE SERVICE TRAINING - BLSCRDS	\$21.00	
FIRE SERVICE TRAINING - CPRCD	\$21.00	
FIRE SERVICE TRAINING/CPRCDS	\$357.00	
TOTAL		\$897.88

EMERGENCY MANAGEMENT

WAL-MART BATTERY BACKUP

\$56.48**TOTAL****\$56.48****CODE COMPLIANCE**

ACE HDWE-TRIMMER LINE

\$42.99**TOTAL****\$42.99****STREET DEPARTMENT**

HARBOR FREIGHT TOOLS3093 - HYD JACK

\$359.99

ACE - DW BATTERIES

\$495.96

TRACTOR SUPPLY - TAIL GATE PINS

\$42.01

LOOPER'S METAL WORKS - STEEL

\$280.90

TRACTOR SUPPLY - WEILD STAND

\$17.99

TRACTOR SUPPLY - RUBBER BOOTS

\$39.99

ACE HDWE - CONCRETE MIX

\$251.58

HARBOR FREIGHT - TOOLS

\$111.98

CLEAN UNIFORM CO - MARCH - STREE

\$161.76**TOTAL****\$1,762.16****CEMETERY**

ACE-2 CYCLE OIL

\$29.98

CLEAN UNIFORM CO - MARCH - CEMETERY

\$63.25

SPARKLIGHT - 4.1.26 - 4.30.26 MONTHLY SERVICE

\$117.50**TOTAL****\$210.73****FACILITIES**

ACE HDWE - HOSE

\$49.99

HRBR FRT - SAWHORSE

\$49.98

AMZN - CLEANING CLOTHS

\$36.98

LOCKE SUPPLY - SEAT COVER & V TEE'S

\$64.89

ACE-DRILL BIT

\$19.99

ACE HDWE - PAINT BRUSHES

\$25.98

ACE HDWE - WALL ANCHORS

\$21.99

LOCKE-CABLE TIES

\$10.44

ACE - CAT 5

\$7.99

LOCKE - LIGHT

\$8.00

ACE-DOOR KNOBS

\$370.92

CLEAN UNIFORM CO - MARCH - FACILITY

\$44.85**TOTAL****\$712.00****SPORTS**

ACE HDWE - WATER FILTER

\$14.99

ACE -CLEAN SUPPLIES

\$114.87

CLEAN UNIFORM CO - MARCH - SPORTS

\$26.55**TOTAL****\$156.41****POOL**

SPARKLIGHT - 3.23.26 - 4.22.26 MONTHLY SERVICE

\$96.48

TOTAL **\$96.48**

ANIMAL CONTROL

AMZN - SYRINGES \$80.28
CLEAN UNIFORM CO - MARCH - ANIMAL \$22.20
SHELTERLUV - ADOPTIONS \$34.00

TOTAL \$136.48

PARKS

ACE HDWE - SCRUB BRUSHES \$27.99
KTNR MLS - BRAKE, HOSE \$137.98
KTNR MLS - FLTRS, OIL \$117.38
AMZN - CABLE KIT \$150.00
O'REILLY-SHOCKS, MTR \$211.63
KTNR MLS - FLTRS,OIL,WSH \$79.69
HYSPECO-CYLINDER RPR \$364.00
O'REILLY - FLD,HOSE,CRMP \$67.01
KTNR MLS-BEARINGS, SEAL \$84.17
KTNR MLS - FILTERS UNIT212 \$144.88
O'REILLY-HEADLIGHTS,WIPERS \$63.98
ACE HDWE -FABULOSO \$19.98
ACE HDWE -NOZZLE, UBOLT \$25.96
CLEAN UNIFORM CO - MARCH - PARKS \$140.10
ACE HDWE - POTTING SOIL \$453.70

TOTAL \$2,088.45

LIBRARY

AMZN-COMP CANS AIR \$45.98
AMZN-VACUUMS \$88.00
AMZN-40 YOUTH BOOKS \$226.18
USPS - POSTAGE \$46.06
UPS-SHIPPING \$189.59
USPS-ILL X 8 \$38.26

TOTAL \$634.07

GENERAL GOVERNMENT

SEQUOYAH LODGE-MAYOR MCO \$116.03

TOTAL \$116.03

HUMAN RESOURCES

CANVA-HR ANNUAL SUBSCRIPTION \$119.99
METAL FAB - RETIRMENT CINDY V \$75.50
WAL-MART-FISH FRY FUND RAISER \$192.09
DOLLAR-GENERAL-JOB FAIR SUPPLIES \$55.80

TOTAL \$443.38

POOL IMPROVEMENT

WEBSTAIRANT-FREEZER \$1,099.00

TOTAL \$1,099.00

CAPITAL IMPROVEMENT - FACILITIES

ACE HDWE - BALL VALVE & NIPPLES	\$43.97	
LOCKE SUPPLY - MIAMI - ELBOWS & COUPLINGS	\$106.83	
LOWES - SINK & CABINET	\$467.94	
AMAZON - ELECTRICAL OUTLET	\$71.96	
AMAZON - POWER RECEPTACLE	\$40.40	
LOWES - MOULDING TRIM	\$319.76	
LOWES - CABINET & TRIM	\$301.28	
LOCKE SUPPLY -SINK DRAIN	\$10.41	
TOTAL		\$1,362.55

GRANTS/DONATIONS - LIBRARY

UNITED-BAGGAGE	\$40.00	
UNITED - BAGGAGE	\$40.00	
HILTON-PLA CONF STAY	\$978.32	
LYFT-TRANSPORT FROM PLA	\$41.96	
UPS-PLA SHIPMENT	\$40.71	
AMZN - GLUE STICKS	\$9.90	
TOTAL		\$1,150.89

MCVB

AMAZON - BOOKS	\$36.88	
FACEBK - 66FEST26 AD	\$250.00	
FACEBK - 66FEST26 AD	\$69.00	
FACEBK - 66FEST26 AD	\$67.00	
FACEBK - 66FEST26 AD	\$44.27	
FACEBK - 66FEST26 AD	\$67.00	
FACEBK - 66FEST26 AD	\$87.00	
FACEBK - 66FEST26 AD	\$87.00	
FACEBK 66FEST26 AD	\$91.00	
FACEBK - 66FEST26 AD	\$91.00	
FACEBK- 66FEST26 AD	\$91.00	
FACEBK -66FEST26 AD	\$91.00	
LINK MEDIA OUTDOOR - MCVB BILLBOARD	\$321.30	
WAL-MART - OFFICE SUPPLIES	\$32.75	
TOTAL		\$1,426.20

SENIOR CENTER

REID NEWSPAPER - SC AD	\$87.76	
REID NEWSPAPER - MEETING NOTICE	\$67.04	
AMAZON - CASH BOX	\$19.95	
AMAZON - VACUUM	\$44.00	
AMAZON - SIGNS FOR FITNESS ROOM	\$33.90	
TOTAL		\$252.65

AIRPORT

AMAZON - COFFEE PODS	\$42.99	
TOTAL		\$42.99

MIPFA

NE OK ELEC COOP - 3.8.26 - 4.8.26 MONTHLY SERVICE	\$412.63	
TOTAL	<u> </u>	\$412.63
MDRA - MAIN STREET		
RACETOP PRINT- MMS BAGS	\$268.58	
TOTAL	<u> </u>	\$268.58
MDRA - COLEMAN		
SAMSCLUB-SOAP, TOILET CLEANER	\$23.86	
SAMSCLUB-CHIPS,WATER CONC	\$182.10	
TOTAL	<u> </u>	\$205.96
TOTAL GENERAL FUND		\$11,149.65
TOTAL OTHER FUNDS		<u>\$6,221.45</u>
TOTAL GOVERNMENTAL FUNDS		<u><u>\$17,371.10</u></u>
	CITY	\$16,483.93
	MIPFA	\$412.63
	MCFA	\$0.00
	MDRA	\$474.54
		<u>\$17,371.10</u>

Miami City Council Special Meeting

MEETING DATE: June 15, 2026

AGENDA TITLE: Discussion and Possible Action on Budget Amendment: #26-12 Receipt and Expend Sales Tax Incentive, Senior Center Grants and Miscellaneous Revenues

PRESENTER: Crystal Wyrick

BACKGROUND:

STAFFS RECOMMENDATION:

ATTACHMENT(S):

[26-12 GF, Sr Cntr - G&A, Sr Cntr \(Rec & Exp Sales Tax Incentive, Rec & Exp Grants, Meals, Sales, Rentals & Events\).pdf](#)

BUDGET AMENDMENT FORM



Fund: 001 - GF, 310- Sr Cntr
 Amendment #: 26-12
 Fiscal Year: 2025-2026

Account #	Account Name	Estimated Revenue		Appropriations	
		Increase	Decrease	Increase	Decrease
001-000-312-1000	Revenue/Sales Tax	\$ 14,947.33			
001-462-461-3020	Misc Svcs & Chrgs			\$ 14,947.33	
310-000-342.1001	DOCS Meals	\$ 1,148.50			
310-000-342.1006	Misc. Sales	\$ 92.10			
310-000-344.1000	Rentals	\$ 3,459.40			
310-000-387.3000	Grants	\$ 83,695.89			
310-000-389.2000	Events	\$ 1,000.00			
310-462-461.2019	DOCS Meals			\$ 2,500.00	
310-462-461.2001	Office Supplies			\$ 300.00	
310-462-461.2007	Janitorial Supplies			\$ 400.00	
310-462-461.2018	Concessions			\$ 500.00	
310-462-461.3024	Grant Expenses			\$ 83,695.89	
310-462-461.3076	Events			\$ 2,000.00	
TOTALS		<u>\$ 104,343.22</u>	<u>\$ -</u>	<u>\$ 104,343.22</u>	<u>\$ -</u>

EXPLANATION:

- > City manager's budget receipting and expending, \$14,947.33, for sales tax incentive agreement C23-65 reimbursing 75% of submitted sales tax for 5 years or \$50k, whichever comes first.
- > Sr Center receipting and expending unbudgeted income, including REAP and CENA grant monies (\$89,395.89).

Amendment Approval by City/Trust Manager:

6/10/2026
DATE

Date Approved by Governing Body:

6/16/2026

Miami City Council Special Meeting

MEETING DATE: June 15, 2026

AGENDA TITLE: Discussion and Possible Action on the Addition of Deploy “988 Suicide & Crisis Lifeline” Decals on Marked Patrol Vehicles

PRESENTER: Chief Sigmon/
Lieutenant Bissell

BACKGROUND:

The 988 Suicide & Crisis Lifeline is a nationwide, 24/7 call and text service for individuals experiencing emotional distress, suicidal ideation, or mental health crises. Since its implementation, numerous law enforcement agencies across the country have incorporated 988 messaging into community outreach efforts, including placement on marked patrol vehicles. Research into peer agencies confirms that small 988 decals are commonly used as a low-impact, high-visibility awareness tool and do not interfere with required vehicle markings, officer safety, or operational effectiveness.

STAFFS RECOMMENDATION:

Approve the deployment of small 988 Suicide & Crisis Lifeline decals on marked vehicles.

ATTACHMENT(S):

[988 DECAL PROPOSAL.pdf](#)



MIAMI POLICE DEPARTMENT

City of Miami, Oklahoma

Stephen Sigmon
Chief of Police

Lieutenant Jason Bissell
129 5th Ave. NW
Miami, OK 74354
(918) 541-2308
jbissell@miamiokla.net

EXECUTIVE BRIEF

SUBJECT: 988 Suicide & Crisis Lifeline Decals on Marked Police Vehicles

REQUEST: Approval to implement small 988 awareness decals on marked patrol vehicles.

OVERVIEW

At the direction of **Chief Stephen Sigmon**, this executive brief presents research findings and a proposal to place **small, unobtrusive “988 Suicide & Crisis Lifeline” decals** on marked police vehicles. Chief Sigmon requested an examination of whether similar initiatives have been implemented by other law enforcement agencies and the development of a potential implementation plan for this department.

The goal of this initiative is to provide a visible crisis-support resource to the public while reinforcing the department’s commitment to community safety, wellness, and suicide prevention.

BACKGROUND

The **988 Suicide & Crisis Lifeline** is a nationwide, 24/7 call and text service for individuals experiencing emotional distress, suicidal ideation, or mental health crises. Since its implementation, numerous law enforcement agencies across the country have incorporated 988 messaging into community outreach efforts, including placement on marked patrol vehicles.

Research into peer agencies confirms that small 988 decals are commonly used as a low-impact, high-visibility awareness tool and do not interfere with required vehicle markings, officer safety, or operational effectiveness.



MIAMI POLICE DEPARTMENT

City of Miami, Oklahoma

Stephen Sigmon

Chief of Police

Lieutenant Jason Bissell

129 5th Ave. NW

Miami, OK 74354

(918) 541-2308

jbissell@miamiokla.net

PROPOSED IMPLEMENTATION

Vehicles:

- Ford Explorer
- Dodge Durango
- RAM units

Decal Type:

- Small, text-only vinyl decal
- High-contrast and readable at distance
- Consistent with existing vehicle graphics standards

Placement:

- Rear hatch/trunk or rear quarter panel
- Standardized placement across applicable vehicles
- Positioned to avoid interference with required identifiers

Wording:

- “988 Suicide & Crisis Lifeline”
- Optional secondary line: “YOU MATTER”

BENEFITS

- Increases awareness of suicide prevention and mental health crisis resources
- Provides a visible, non-law-enforcement support option for individuals in distress
- Aligns with Chief Sigmon’s community-focused vision and prevention-oriented policing goals
- Minimal cost with no anticipated operational impact



MIAMI POLICE DEPARTMENT

City of Miami, Oklahoma

Stephen Sigmon

Chief of Police

Lieutenant Jason Bissell

129 5th Ave. NW

Miami, OK 74354

(918) 541-2308

jbissell@miamiokla.net

COST & LOGISTICS

Projected costs are minimal and consistent with standard fleet decal expenses. Graphics may be sourced through federal or partner agencies or produced locally to match departmental branding. Installation can be completed in phases to ensure the mission capabilities of the patrol fleet are not affected.

RECOMMENDATION

Approve the deployment of small 988 Suicide & Crisis Lifeline decals on marked vehicles, as initiated by Chief Sigmon.

Prepared by:

Lt. Jason Bissell

Miami Police Department

SEE NEXT PAGE FOR PHOTO REFERENCES



MIAMI POLICE DEPARTMENT
City of Miami, Oklahoma
Stephen Sigmon
Chief of Police

Lieutenant Jason Bissell
129 5th Ave. NW
Miami, OK 74354
(918) 541-2308
jbissell@miamiokla.net



LOGO



VISUAL REFERENCE

Miami City Council Special Meeting

MEETING DATE: June 15, 2026

AGENDA TITLE: Discussion and Possible Action on the Implementation of the Blue Envelope Program and Participation in the Alliance for Individuals With Disabilities Chapter

PRESENTER: Chief Sigmon/
Lieutenant Bissell

BACKGROUND:

The included executive brief presents research findings and a proposal to implement a Blue Envelope Program for individuals with disabilities and to formally participate as an Alliance for Individuals with Disabilities (AID) Chapter through the National Public Safety Alliance for Individuals with Disabilities (NPS-AID).

The Blue Envelope Program is a nationally recognized initiative designed to assist individuals with autism, developmental disabilities, sensory sensitivities, mental health conditions, or communication challenges during law enforcement interactions, particularly traffic stops.

The envelope typically contains essential documents and guidance for both the driver and the officer, helping reduce anxiety, miscommunication, and escalation.

The National Public Safety Alliance for Individuals with Disabilities (NPS-AID) provides standardized program guidance, training resources, and national alignment for agencies implementing disability-focused initiatives.

STAFFS RECOMMENDATION:

Approve implementation of the Blue Envelope Program and authorize participation as an Alliance for Individuals with Disabilities (AID) Chapter through NPS-AID, as requested by Chief Sigmon. Begin with a phased rollout and evaluate community feedback and program effectiveness for future expansion.

ATTACHMENT(S):

[BLUE ENVELOPE PROPOSAL.pdf](#)



MIAMI POLICE DEPARTMENT

City of Miami, Oklahoma

Stephen Sigmon
Chief of Police

Lieutenant Jason Bissell
129 5th Ave. NW
Miami, OK 74354
(918) 541-2308
jbissell@miamiokla.net

EXECUTIVE BRIEF

SUBJECT: Implementation of Blue Envelope Program and Alliance for Individuals with Disabilities Chapter Participation

REQUEST: Approval to implement a Blue Envelope Program and pursue chapter participation with the National Public Safety Alliance for Individuals with Disabilities (NPS-AID).

OVERVIEW

At the direction of **Chief Stephen Sigmon**, this executive brief presents research findings and a proposal to implement a **Blue Envelope Program** for individuals with disabilities and to formally participate as an **Alliance for Individuals with Disabilities (AID) Chapter** through the National Public Safety Alliance for Individuals with Disabilities (NPS-AID).

Chief Sigmon requested an evaluation of best practices used by other law enforcement agencies to improve communication, safety, and outcomes during interactions with individuals who have disabilities. This proposal outlines a coordinated, low-cost approach that supports those goals.

BACKGROUND

The **Blue Envelope Program** is a nationally recognized initiative designed to assist individuals with autism, developmental disabilities, sensory sensitivities, mental health conditions, or communication challenges during law enforcement interactions, particularly traffic stops.

The envelope typically contains essential documents and guidance for both the driver and the officer, helping reduce anxiety, miscommunication, and escalation.

The **National Public Safety Alliance for Individuals with Disabilities (NPS-AID)** provides standardized program guidance, training resources, and national alignment for agencies implementing disability-focused initiatives.



MIAMI POLICE DEPARTMENT

City of Miami, Oklahoma

Stephen Sigmon

Chief of Police

Lieutenant Jason Bissell

129 5th Ave. NW

Miami, OK 74354

(918) 541-2308

jbissell@miamiokla.net

PROPOSED IMPLEMENTATION

Blue Envelope Program

- **Contents:**
 - Driver's license, registration, and insurance
 - Optional information card describing communication needs or triggers
 - Officer-facing guidance for effective interaction
- **Use Case:**
 - Voluntary participation by community members
 - Presented during traffic stops or other law enforcement encounters
- **Distribution:**
 - Police Department lobby
 - Community events
 - Partner organizations and advocacy groups
 - Delivery within city limits at request by Miami PD officers

Alliance for Individuals with Disabilities (AID) Chapter Participation

- Formal recognition as an NPS-AID Chapter
- Access to standardized program materials and best practices
- Alignment with a national public safety and disability advocacy network

BENEFITS

For the Community

- Improves communication and understanding during police encounters
- Reduces anxiety and fear for individuals with disabilities and their families



MIAMI POLICE DEPARTMENT

City of Miami, Oklahoma

Stephen Sigmon
Chief of Police

Lieutenant Jason Bissell
129 5th Ave. NW
Miami, OK 74354
(918) 541-2308
jbissell@miamiokla.net

- Demonstrates proactive inclusion and community trust-building

For Officers

- Provides clear, practical guidance during interactions
- Reduces uncertainty and potential escalation
- Supports officer safety through improved situational awareness

For the Department

- Aligns with Chief Sigmon's community-focused and prevention-oriented vision
- Demonstrates leadership in inclusive, modern policing practices
- Enhances public confidence and transparency
- Positions the department as a regional leader in disability-aware policing

For Alliance Participation

- National credibility and program consistency
- Access to ongoing training resources and updates
- Opportunity to collaborate with peer agencies and advocacy partners

COST & LOGISTICS

- Blue Envelope materials are low-cost and scalable
 - Printing and distribution can be incorporated into existing outreach budgets or through sponsorships with local partners.
 - Annual participation costs for NPS-AID chapter membership are modest and predictable (Approximately \$859.00 per year)
 - No anticipated operational disruption or staffing impact
-



MIAMI POLICE DEPARTMENT

City of Miami, Oklahoma

Stephen Sigmon

Chief of Police

Lieutenant Jason Bissell

129 5th Ave. NW

Miami, OK 74354

(918) 541-2308

jbissell@miamiokla.net

RECOMMENDATION

Approve implementation of the **Blue Envelope Program** and authorize participation as an **Alliance for Individuals with Disabilities (AID) Chapter** through NPS-AID, as requested by Chief Sigmon. Begin with a phased rollout and evaluate community feedback and program effectiveness for future expansion.

Prepared by:

Lt. Jason Bissell

Miami Police Department

SEE NEXT PAGE FOR PHOTO REFERENCES



MIAMI POLICE DEPARTMENT
 City of Miami, Oklahoma
 Stephen Sigmon
 Chief of Police

Lieutenant Jason Bissell
 129 5th Ave. NW
 Miami, OK 74354
 (918) 541-2308
 jbissell@miamiokla.net



Blue Envelope Program

MY COMMUNICATION NEEDS

My Name is: _____

In an Emergency Please Contact:

Number & Home Number: _____

My Medical Information:

Disabled or Injured Allergic

Limited Vision Severe Impairment

Medical Alert Hearing Impaired

Cognitive Disorder Language

Mental Health Deafness

Notes about me: _____

First Responder Guidance

- Please Speak Slowly & Clearly
- Allow Extra Time for Responder
- This envelope may contain driver documents and an information card.

Blue Envelope Program

Tips for First Responders

- Speak Calmly & Slowly
- Avoid Sudden Movements
- Approach Slowly
- Don't Touch the Driver
- Turn off Bright Lights

How to call for help:

Emergency Call **911**

Non-Emergency Call **(918) 542-3585**

Mental Health Help **988**

Tips for Interacting with Police

DO:

- Follow the Officer's Lead
- Stay Calm
- Show a Deep Breath & Give a Slight Nod
- Don't:
- Argue
- Resist
- Get into the Vehicle
- Talk to the Officer
- Refuse to Follow Without Permission

COMMUNICATION AID FOR PERSONS WITH DISABILITIES DURING FIRST RESPONDER ENCOUNTERS

Miami City Council Special Meeting

MEETING DATE: June 15, 2026

AGENDA TITLE: Discussion and Possible Action on the Library Board's Recommendation to Change Operating Hours on Fridays from 9 am - 7 pm to 9 am - 5 pm

PRESENTER: Callie Cortner

BACKGROUND:

The Miami Public Library is required by the Oklahoma Department of Libraries to be open a certain number of hours every week, with stipulations on hours after 5 pm and on the weekends. For our population, the Miami Public Library needs to be open 50 hours a week, with 8 of those hours after 5 pm and 4 on weekends. We will still meet this requirement even with changing the hours on Fridays. This change has been prompted due to staffing needs, and Fridays are the slowest night of the week. This will allow us to move the closing staff from Fridays to cover other nights during the week.

STAFFS RECOMMENDATION:

Move to approve the Library Board's recommendation to change the hours on Fridays to 9 am - 5 pm.

Miami City Council Special Meeting

MEETING DATE: June 15, 2026

AGENDA TITLE: Discussion and Possible Action on the Library Board's Recommendation to Open at Noon on the First Thursday of Every Month for Staff Training and Development, Deep Cleaning, and Other Tasks

PRESENTER: Callie Cortner

BACKGROUND:

The Library Board recommends adjusting the library's opening hours on the first Thursday of each month: the library will open at noon instead of the usual 9 am. This change will allow library staff to focus on essential tasks and professional development activities.

In 2025, a part-time janitor position was cut to support the Seniors' Center, and current budget constraints make staff replacement uncertain. Current staff are managing these additional responsibilities and need extra time for monthly reports, deep cleaning, and training, without interruptions from patrons.

Opening later once a month will help maintain an efficient library environment.

STAFFS RECOMMENDATION:

Move to approve the Library Board's recommendation to open late on the first Thursday of the month.

Miami City Council Special Meeting

MEETING DATE: June 15, 2026

AGENDA TITLE: Discussion and Possible Action on the Fiscal Year 2026-2027 Budget and Resolution CC2026-08 Approving the Budget for Fiscal Year 2026-2027 and Establishing Budget Amendment Authority

PRESENTER: Crystal Wyrick

BACKGROUND:

STAFFS RECOMMENDATION:

ATTACHMENT(S):

[5a - FY 26-27 Budget Workshop Presentation pdf.pdf](#)

[3b - GF and MSUA Budget Work Notes FY 26-27.pdf](#)

[1a - Budget Message FY 26-27 & Rainy Day Certification pdf.pdf](#)

[2a - Budget Resolution FY 26-27 pdf.pdf](#)

[3a - Budget Fund FULL Summary 26-27 pdf.pdf](#)

[6 - PROPOSED BUDGET WORKSHEET - wOUT notes.pdf](#)

Fiscal Year 2026/2027 Budget Overview

What the budget funds, what is fixed versus flexible, and what decisions matter most this year.

City Manager – Tyler Cline
June 15, 2026

City of Miami, Oklahoma

Prepared for budget discussion and adoption

What this budget is built to do

Maintain services

Keep day-to-day operations running across public safety, utilities, streets, and city support services.

Invest wisely

Continue major infrastructure and utility work that supports long-term reliability and growth.

Protect stability

Maintain reserves and use transfers carefully so the City stays financially resilient.

Support growth

Fund community programs, core staffing, and assets that residents and businesses rely on.

The big idea

This is not just a list of line items. At a high level, the budget is balancing three things at once: maintaining essential services, funding infrastructure, and protecting the City's financial position.

How the budget is organized

General Fund

The General Fund supports the services residents see most directly: police, fire, administration, streets, code compliance, parks, library, and other everyday city operations.

Miami Special Utility Authority (MSUA) / utility operations

MSUA covers the utility side of the organization: electric, water, wastewater, and solid waste. These services make up a large share of the City-wide budget.

Other funds & capital

The remaining budget includes other trust funds, capital projects, grants, airport, tourism, community support, and other dedicated or restricted-purpose funds.

Think of the budget as one citywide plan made up of several buckets of money, each with a different purpose.

Where money comes from

The biggest revenue drivers are sales tax for the City side and utility revenues for MSUA

Sales tax budget
\$8.8M

Use tax budget
\$1.1M

Total Sales/Use tax revenues
\$9.9M





General Fund support from other funds
\$3.78M

Simple sales tax explanation

The total local sales tax rate shown in the packet is 9.5%. The City share is about 3.65%, which means about \$36,500 comes to the City for every \$1 million in taxable sales.

\$1M in taxable sales → about \$36.5K to the City

MSUA revenue highlights

Electric		\$20.3M
Water		\$3.6M
Solid Waste		\$2.9M
Wastewater		\$2.5M

Where money goes

A high-level view of the City-wide budget

Total expenditures
\$82.7M

General Fund
\$22.2M

MSUA Fund
\$44.2M

Other funds / capital / grants
\$16.2M

Budget mix



Other funds include grants, capital projects, airport, tourism, and other dedicated funds — not just daily operating departments.

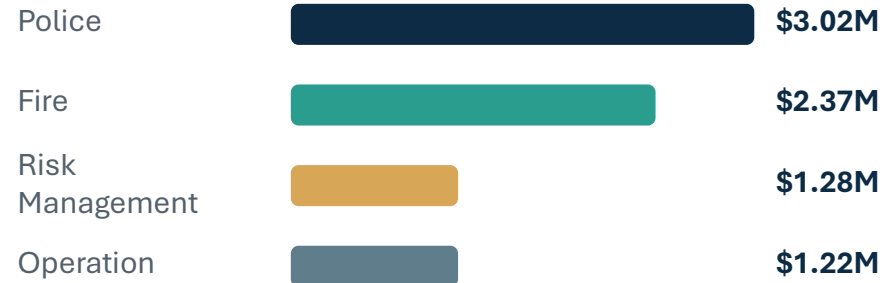
General Fund in plain English

This is the part of the budget most closely tied to everyday local government services

What it supports

Police and fire protection
Administration and legal/court functions
Streets, code compliance, parks, library, cemetery,
and other visible community services

Largest General Fund spending areas



Transfer support coming in

From MSUA
\$2.94M

From CIP
\$540K

From Work Comp
\$200K

From Unemployment
\$100K

These transfers help support the General Fund, but they also show why long-term balance matters.

MSUA / utility side of the budget

Utilities are a major operating engine for the organization

MSUA expenditures

\$44.4M

Electric revenue

\$20.3M

Water revenue

\$3.6M

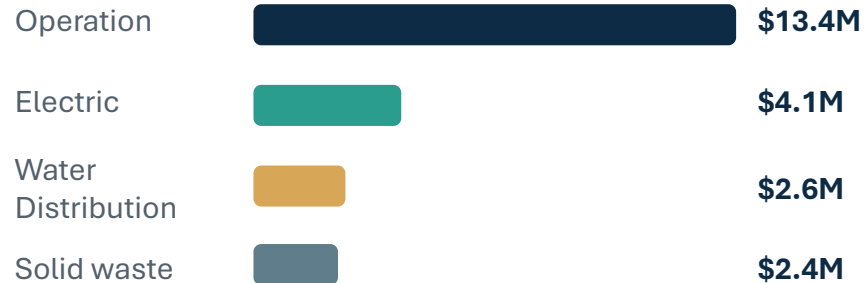
Solid waste revenue

\$2.9M

Wastewater revenue

\$2.58M

Largest MSUA spending areas



Why Council should care

Utility operations are not a side note — they are a major part of the citywide budget. They also provide transfer support to other funds and help finance long-term infrastructure needs.

**Utility transfer out for non-MSUA purposes:
about \$3.79M**

Reserves, transfers, and planned support

Three items help explain how the City keeps the budget working across funds

Rainy Day Fund

Projected balance as of 6/30/27 shown in the packet: \$6.1M

FY transfer in: \$372.2K

Balance of active internal loans being repaid as of 6/30/26: \$764K

Transfers between funds

GF transfers out total about \$183K, including support for MCVB, Main St, and Senior Center.

MSUA transfers out total about \$5.9M, including support to the General Fund, Street & Alley, Airport, Rainy Day, Coleman, and Utility Improvement funds.

Street repair support

Planned street-related funding shown in the packet totals about \$1.3M, combining Street & Alley and Street & Stadium support.

Plain-language takeaway

These are the balancing tools in the budget: reserves for resilience, transfers for coordination, and targeted funding for visible priorities like streets.

People and community support

The budget is also about staffing capacity and local partnerships

Full-time positions

202

Part-time positions

15

Total FTE

207

Community support

\$1.16M

What this means for Council

Personnel is one of the biggest cost drivers in any operating budget because city services are delivered by people. Staffing decisions affect service levels, response times, and long-term sustainability.

Community support in the packet

The budget packet also identifies support for community organizations, development activity, and public-facing programs. This is where Council can connect the budget to local quality of life.

What Council should focus on

The goal is not to memorize every number — it is to understand the decisions behind them

1 Are our priorities funded in the right places?

2 Are core revenues realistic and sustainable?

3 Are we using transfers and carryover responsibly?

4 Are we protecting reserves while still investing in the future?

Questions?

City General Fund Next Fiscal Year

Revenues	26/27 ProjecteE Revenues	Current Budget as of 4/30/26	Diff	Notes
Tax Revenue	\$ 9,101,200	\$ 9,003,200	\$ 98,000	3.65% Sales Tax +\$100k, Alcoholic Beverage +\$5k, Cable Franchise -\$7k
License & Fees	\$ 104,300	\$ 116,250	\$ (11,950)	FY 26/27 permits/inspections unknown, last yr many known proj such as Popeyes
Intergovernment	\$ 274,592	\$ 234,032	\$ 40,560	Telecom add'l from 911 Bd +\$40,560
Charge for Service	\$ 196,350	\$ 197,250	\$ (900)	
Fines & Fees	\$ 90,600	\$ 100,600	\$ (10,000)	Court Fines -\$10k
Investment Earnings	\$ 207,000	\$ 212,000	\$ (5,000)	Interest earnings -\$5k
Insurance Proceeds	\$ -	\$ -	\$ -	Not budgeted
Misc	\$ 42,600	\$ 56,731	\$ (14,131)	New renter of Newman Rd Prop - Reed Vinyl Products +\$4.5k
Transfers In	\$ 11,012,877	\$ 10,076,285	\$ 936,592	3% Sales Tax +\$82,192; +\$1,000,900 in add'l trans to bal GF (\$100k W/C, \$100k Unempl, +\$540k CIP, + \$501,900)
Est Beginning C/O	\$ 1,200,000	\$ 1,732,127	\$ (532,127)	
Totals	\$ 22,229,519	\$ 21,728,476	\$ 501,043	

Budget minus 3.65 Sales Tax \$ 13,429,519

Differences from Orig Budget

25/26 Dept Budget	Personnel	Materials	Other	Transfers	Total	% of Budget	P	M	O	Total Dept Change
Legal	\$ 122,994	\$ -	\$ 18,500	\$ -	\$ 141,494	1.07%	\$ (99,327)	\$ -	\$ -	\$ (99,327)
Court	\$ 186,281	\$ 600	\$ 13,500	\$ -	\$ 200,381	1.51%	\$ (14,700)	\$ -	\$ -	\$ (14,700)
Police Dept	\$ 2,757,329	\$ 129,312	\$ 139,739	\$ -	\$ 3,026,380	22.86%	\$ 131,418	\$ 16,036	\$ 56,589	\$ 204,043
Fire	\$ 2,255,780	\$ 74,470	\$ 43,454	\$ -	\$ 2,373,704	17.93%	\$ 91,898	\$ 6,000	\$ 640	\$ 98,538
Emergency Mgmt	\$ 8,441	\$ 17,625	\$ 6,660	\$ -	\$ 32,726	0.25%	\$ (38,922)	\$ -	\$ 650	\$ (38,272)
Telecommunications	\$ 819,340	\$ 3,150	\$ 21,758	\$ -	\$ 844,248	6.38%	\$ 58,866	\$ -	\$ 566	\$ 59,432
Code Compliance	\$ 201,563	\$ 10,550	\$ 6,491	\$ -	\$ 218,605	1.65%	\$ 9,172	\$ -	\$ (2,000)	\$ 7,172
Risk Mgt	\$ 80,640	\$ 5,070	\$ 1,201,348	\$ -	\$ 1,287,057	9.72%	\$ 1,835	\$ -	\$ 246,738	\$ 248,572
Street	\$ 669,853	\$ 134,800	\$ 15,400	\$ -	\$ 820,053	6.20%	\$ 22,912	\$ 6,150	\$ 5,300	\$ 34,362
Cemetery	\$ 276,845	\$ 30,056	\$ 10,901	\$ -	\$ 317,802	2.40%	\$ (26,109)	\$ 700	\$ (164)	\$ (25,573)
Facilities	\$ 290,395	\$ 65,700	\$ 31,100	\$ -	\$ 387,195	2.93%	\$ 38,056	\$ (2,508)	\$ 12,000	\$ 47,548
Sports Activities	\$ 205,874	\$ 49,500	\$ 46,895	\$ -	\$ 302,269	1.37%	\$ 10,108	\$ (2,400)	\$ (1,400)	\$ 6,308
Pool	\$ 116,630	\$ 51,470	\$ 5,050	\$ -	\$ 173,150	1.31%	\$ (455)	\$ -	\$ (25,000)	\$ (25,455)
Animal Control	\$ 185,057	\$ 27,940	\$ 15,669	\$ -	\$ 228,666	1.73%	\$ (16,819)	\$ 4,400	\$ (2,070)	\$ (14,489)
Parks	\$ 634,783	\$ 95,585	\$ 52,150	\$ -	\$ 782,518	5.91%	\$ 30,208	\$ -	\$ (0)	\$ 30,207
Library	\$ 528,194	\$ 48,855	\$ 35,337	\$ -	\$ 612,386	4.63%	\$ (9,911)	\$ 2,356	\$ 295	\$ (7,260)
G&A	\$ 517,151	\$ 13,350	\$ 683,969	\$ -	\$ 1,214,470	9.18%	\$ 122,071	\$ -	\$ 60,084	\$ 182,155
HR	\$ 186,243	\$ 4,450	\$ 82,370	\$ -	\$ 273,063	2.06%	\$ (129,983)	\$ -	\$ 0	\$ (129,983)
Transfer Out	\$ -	\$ -	\$ -	\$ 8,983,519	\$ 8,983,519	99%	\$ 180,316	\$ 30,734	\$ 352,228	\$ 563,278
Totals	\$ 10,043,394	\$ 762,483	\$ 2,430,292	\$ 8,983,519	\$ 22,219,688					

Resources Over/(Under) Expenditures \$ 9,831 Amount of estimated ending carryover

> \$8.8M Sales Tax (full 3.65%)
General Operations Transfers:
 > \$126,933 (was \$171,932.70, reduced due to GF need & proj c/o)
 MCVB (50%: Director & Sales/Main St coordinator + 100%: Asst to Dir position + Festival \$50K)
 > \$23,586 MDRA-Main St (Exp - rev)
 > \$33k Sr Cntr

MSUA Next Fiscal Year

Revenues	26/27 ProjecteE Revenues	Current Budget as of 4/30/26	Diff	Notes
Elec	\$ 20,300,000	\$ 19,050,000	\$ 1,250,000	Elec rate increase
Misc	\$ 1,174,965	\$ 679,965	\$ 495,000	Interest +\$490k, New Connects +\$5k
Water	\$ 3,650,300	\$ 3,677,500	\$ (27,200)	Inside off sewer -\$45k; Outside on sewer +\$10k
Wastewater	\$ 2,580,000	\$ 2,600,000	\$ (20,000)	Sewer residential -\$30k, Sewer commercial + \$10k
Solid Waste	\$ 2,933,000	\$ 2,920,000	\$ 13,000	Tipping fees +\$10k
Transfers	\$ 8,800,000	\$ 8,700,000	\$ 100,000	3.65% sales tax transfer +\$100k
Est Beginning C/O	\$ 4,986,375	\$ 2,232,419	\$ 2,753,956	Using 1x carryover \$ to balance budget (spending has returned to pre-covid
Totals	\$ 44,424,640	\$ 43,906,428	\$ 4,564,756	#s, however, carryover still above "normal")

25/26 Dept Budget	Personnel	Materials	Other	Cap Imp	Debt Svc	Transfers	Total	% of Budget
Customer Service	\$ 307,178	\$ 3,100	\$ 98,296	\$ 10,000			\$ 418,574	0.95%
Admin Svcs	\$ 691,435	\$ 11,446,600	\$ 1,300,844	\$ 14,814			\$ 13,453,693	30.40%
Metering	\$ 321,228	\$ 22,001	\$ 18,790	\$ 120,000			\$ 482,019	1.09%
IT	\$ 178,764	\$ 2,500	\$ 703,750	\$ 270,000			\$ 1,155,014	2.61%
Elec	\$ 1,549,948	\$ 1,269,500	\$ 849,389	\$ 407,000			\$ 4,075,837	9.21%
ROW	\$ 239,537	\$ 80,000	\$ 467,300	\$ -			\$ 786,837	1.78%
Fiber	\$ 382,779	\$ 159,500	\$ 452,500	\$ 100,000			\$ 1,094,779	2.47%
Water Prod	\$ 316,511	\$ 398,900	\$ 309,489	\$ -			\$ 1,024,900	2.32%
Water Distrib	\$ 660,012	\$ 856,250	\$ 311,215	\$ 800,000			\$ 2,627,477	5.94%
Pollution Control	\$ 309,680	\$ 229,970	\$ 12,900	\$ -			\$ 552,550	1.25%
WW Collection	\$ 111,304	\$ 218,500	\$ 1,480	\$ 383,000			\$ 714,284	1.61%
Solid Waste	\$ 593,877	\$ 266,150	\$ 1,365,567	\$ 246,000			\$ 2,471,594	5.58%
Comm Dev	\$ 258,351	\$ 3,050	\$ 8,748	\$ -			\$ 270,149	0.61%
Debt Service					\$ 380,133		\$ 380,133	0.86%
Transfers						\$ 14,746,571	\$ 14,746,571	33.32%
Totals	\$ 5,920,606	\$ 14,956,021	\$ 5,900,268	\$ 2,350,814	\$ 380,133	\$ 14,746,571	\$ 44,254,413	100.00%
% of ALL	16.97%	42.18%	16.37%	6.63%	1.07%	16.77%	\$ 35,454,413	
% w/o CIP	18.18%	45.18%	17.53%		1.15%	17.96%		

Resources Over/(Under) Expenditures	\$ 70,439	Amount of estimated ending carryover without \$99,788 GRDA credit
	\$ 170,227	Amount of estimated ending carryover including \$99,788 GRDA credit

Differences from Orig Budget				Total Dept Change for P, M, & O ONLY	Total Dept Change for ALL
P	M	O	Outlay		
\$ (18,587)	\$ (100)	\$ (3,015)	\$ 10,000	\$ (21,702)	\$ (11,702)
\$ 18,215	\$ 443,500	\$ (5,958)	\$ -	\$ 455,757	\$ 455,757
\$ 32,022	\$ 441	\$ 626	\$ 120,000	\$ 33,089	\$ 153,089
\$ 5,050	\$ -	\$ 149,250	\$ 270,000	\$ 154,300	\$ 424,300
\$ 56,942	\$ 35,000	\$ (51,405)	\$ 87,000	\$ 40,537	\$ 127,537
\$ 5,777	\$ -	\$ (27,984)	\$ (30,000)	\$ (22,207)	\$ (52,207)
\$ 382,779	\$ 159,500	\$ 452,500	\$ 100,000	\$ 994,779	\$ 1,094,779
\$ (37,869)	\$ 142,200	\$ 20,000	\$ -	\$ 124,331	\$ 124,331
\$ 15,217	\$ (160,900)	\$ 44,116	\$ (200,000)	\$ (101,567)	\$ (301,567)
\$ (52,737)	\$ (64,280)	\$ (1,510)	\$ (60,000)	\$ (118,527)	\$ (178,527)
\$ 2,446	\$ -	\$ (127,909)	\$ 283,000	\$ (125,463)	\$ 157,537
\$ 13,168	\$ (150)	\$ (125,109)	\$ 111,000	\$ (112,091)	\$ (1,091)
\$ 14,049	\$ -	\$ (7,142)	\$ -	\$ 6,907	\$ 6,907
\$ 436,473	\$ 555,211	\$ 316,459	\$ 691,000	\$ 1,308,143	\$ 1,999,143

> \$372,232 Rainy Day
 > \$8.8M 3.65% Sales Tax (3% = \$7,232,877 & .65% = \$1,567,123)
 > FY 26/27=\$2.94M (Add'l to GF: \$540k from CIP + \$200k from W/C, \$100k from unempl)
 > FY 25/26=\$2,438,100 (Add'l to GF: \$241k from CIP, \$100k from W/C)
 > FY 24/25=\$2M + \$527k from CIP
 > FY 23/24=\$2,000,000 FY 20/21=\$3,043,963
 > FY 22/23=\$2,000,000 FY 19/20=\$2,646,356
 > FY 21/22=\$2,000,000 FY 18/19=\$2,856,886 (plus \$508k from W/C fund)
 > \$500k St & Alley
 > \$684,175 elec imp bond
 > \$1,285,163.67 fiber/ami loan
 > \$115,000 airport taxiway relocation construction phase
 > \$0 DEMO
 > \$50k MDRA-Coleman



PO Box 1288
129 5th Ave NW,
Miami, OK 74355
www.miamiokla.net

*Prepared by:
Office of the City Manager
(June 2026)*

TABLE OF CONTENTS

City of Miami Organization 3
Budget Message Fiscal Year (FY) 2026-2027 5
Budget Highlights 8
Certification of Rainy Day Fund Balance for FY 2026/2027 17



City of Miami Organization

Mayor

Bless Parker

Council Members

Northeast Ward 1 – Brian Estep

Northwest Ward 2 – Kevin Dunkel

Southwest Ward 3 – Kyla Jones

Southeast Ward 4 – Haleigh Barnes

Legal Department

City Attorney – Misty Barnes

Chief Officers & Department Heads

Chief Operations Officer – Kevin Browning

Chief Financial Officer – Crystal Wyrick

Public Utilities – Derric Lollar

Finance – Jennifer Watts

Fire – Chris Chenoweth

Police – Stephen Sigmon

Library – Callie Cortner

Information Technology – Keith Osborn

Tourism – Trinda Crow

Human Resources – Todd Barnes

Community Development – Travis Jones

Administration

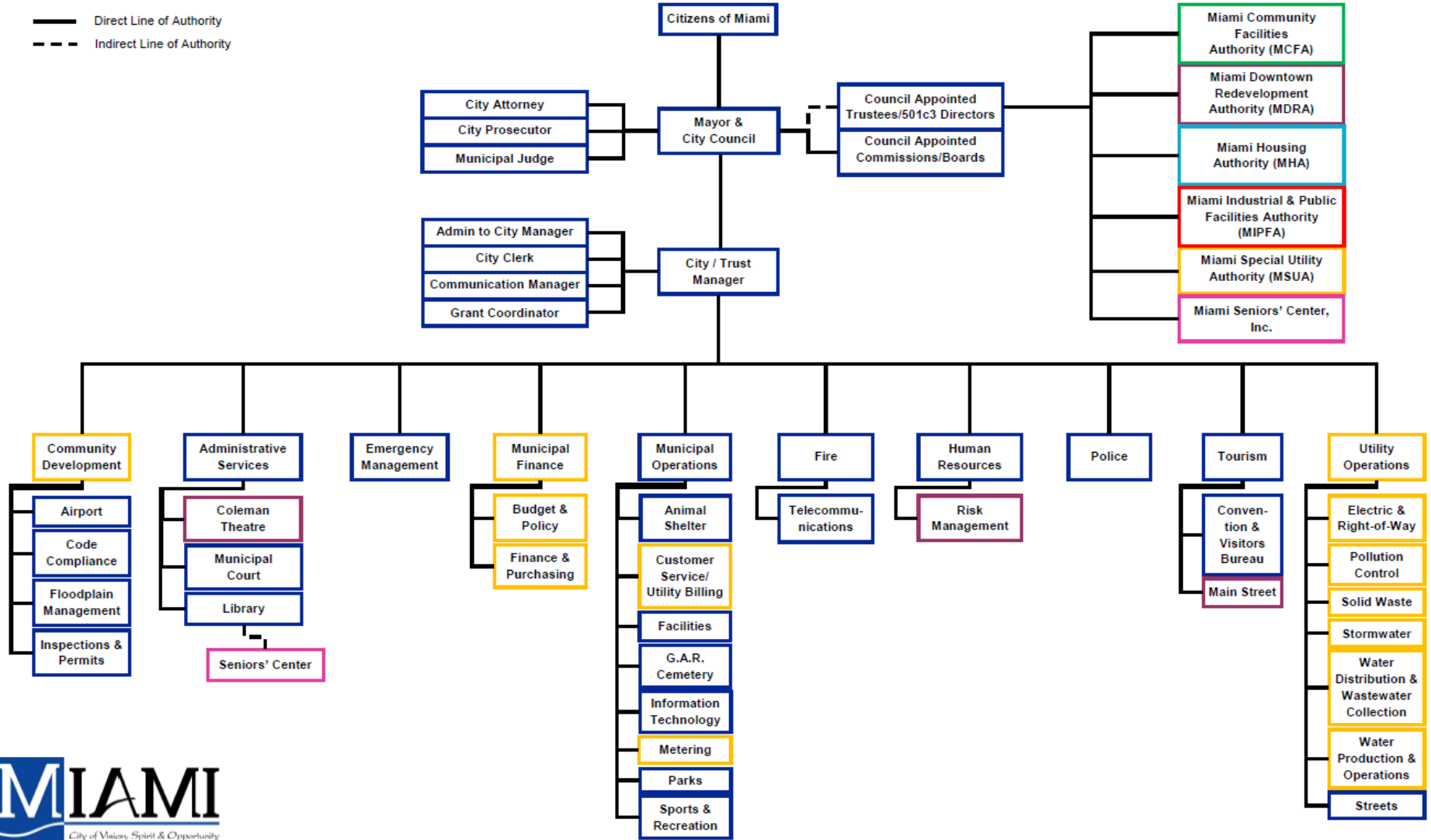
City Manager – Tyler Cline

City Clerk – Melissa Moore

City of Miami Organizational Chart

City of Miami Organizational Chart	Mayor Bless Parker	City Manager Tyler Cline	City Attorney Misty Barnes	Effective Date 07/01/2026
	(This row is part of the header banner and contains no data)			

— Direct Line of Authority
 - - - Indirect Line of Authority





Mayor Bless Parker
Councilman Brian Estep, Ward 1
Councilman Kevin Dunkel, Ward 2
Councilman Kyla Jones, Ward 3
Councilman Haleigh Barnes, Ward 4

Tyler Cline, City Manager
Misty Barnes, City Attorney

City Of Miami, Oklahoma Budget Message Fiscal Year (FY) 2026/2027

June 2, 2026

To the Honorable Mayor, City Council and Citizens of Miami:

The City of Miami's Fiscal Year 2026/2027 Budget reflects our continued commitment to responsible spending, quality public services, infrastructure investment, and long-term financial stability.

The General Fund, supported primarily by sales tax and utility revenues, remains essential to funding core services such as police, fire, public works, risk management, and administration. At the same time, the Miami Special Utility Authority (MSUA) continues to move forward with major infrastructure investments, including AMI metering, water system improvements, a new water tower, and the development of an MSUA-owned high-speed fiber system.

Balancing these priorities requires careful planning. The City must continue providing reliable services today while preserving reserves, preparing for future needs, and investing in projects that support growth and quality of life. The Rainy Day Fund remains an important safeguard for economic uncertainty, and citywide street maintenance continues to be a priority as rising costs create ongoing challenges.

The FY 2026/2027 Budget includes \$82,728,742.05 in total expenditures. General Fund revenues are budgeted at \$22,229,519 with expenses at \$22,219,688. MSUA revenues are budgeted at \$44,424,640 with expenses budgeted at \$44,254,413.

Throughout the past year, City departments continued to provide essential services, complete major projects, and support the daily needs of residents, businesses, and visitors.

Community and Economic Development

The Convention and Visitors Bureau, Miami Main Street, and the Route 66 Centennial Committee continued planning for the Route 66 Centennial, including Heritage Fest, Tri-State Cruise Night, and an Airstream show. Miami Main Street continued to support downtown activity through events such as Sip N' Shops, Sweet Street, and the annual Holiday Market. A Route 66 grant brought new wayfinding signs to Main Street, and Miami was selected to host a National Main Street Conference Mobile Workshop, bringing Main Street directors from across the country to the community.

Miami also saw continued growth through new businesses, expansions, and community investments, including restaurants, retail, entertainment, professional services, tribal projects, housing improvements, and community facilities.

Public Utilities and MSUA

MSUA continued work on several significant infrastructure projects. Trustees approved contracts for the construction of an MSUA-owned and operated high-speed fiber optic system, with the goal of beginning service to residential, commercial, and industrial customers by the end of 2026.

The AMI metering project also moved forward through a \$6.8 million Oklahoma Water Resources Board (OWRB) grant funded by the American Rescue Plan Act (ARPA). This project, completed in partnership with the Modoc Tribe and Ottawa Tribe of Oklahoma, will improve service reliability and efficiency for MSUA utility customers.

Additional utility improvements include a \$2.1 million Water Treatment Plant project for new pumps, piping, and valves, as well as a new \$2.6 million, 400,000-gallon water tower. The new tower will improve water supply reliability and provide redundancy for customers east of the turnpike and industrial users.

Public Works and Municipal Operations

Parks and cemetery improvements included a new concession stand at Splash Pad Park, restoration of the iconic slide at Rocket Park, and the addition of a Scatter Garden and Ossuary at G.A.R. Cemetery.

The Miami Animal Control and Shelter continued expanding services and community impact. Gross animal intake for calendar year 2025 reached 510 animals, a 21% increase over 2024. Since July 1, 2025, the shelter has provided temporary care for more than 345 animals, including approximately 215 cats and 130 dogs. During that time, 46 animals were adopted, 15 dogs were returned to owners, and 117 animals were transferred to rescue and partner organizations. The shelter also maintained an average 94% live release rate and was officially recognized as a “No-Kill” facility.

Community Development issued 302 new construction, remodel, demolition, and floodplain permits, along with 641 mechanical, electrical, and plumbing permits. Code Compliance completed 2,010 new inspections and 2,369 re-inspections, issued 2,904 notices of violation, and saw 1,296 property violations corrected by owners.

The IT Department completed major projects, including the refresh of City printers, networking improvements at the mechanic shop and street barn, office move coordination, and technology support for remodels of the Emergency Management room and Police Department squad room. Communications continued sharing public information across multiple platforms, with the City’s official Facebook page reaching more than 18,000 followers and more than 5.6 million views over the past year.

The Miami Public Library welcomed 45,423 in-person visitors, circulated 61,050 items, provided more than \$944,000 in estimated savings to the community, and offered 293 programs with 12,521 attendees. The library also recorded 30,411 online resource logins, more than 4,800 public computer logins, 316 hotspot checkouts, and answered 3,723 reference questions.

The Miami Senior Center recorded 3,113 sign-ins for regular activities, 325 dance attendees, 180 fish fry tickets sold, 81 craft class attendees, and 162 membership renewals or signups.

For the Miami Regional Airport, this fiscal year included opening operations at the new terminal, implementing an airport logo, and upgrading the fuel self-service system.

Public Safety

The Miami Police Department continued investing in staffing, training, technology, and partnerships. During the fiscal year, the department included 21 uniformed patrol officers, 6 detectives, 2 command staff members, and 2 civilian employees. The department handled 22,322 calls for service, generated 1,552 incident reports, made 581 arrests, and issued 367 citations and 66 warnings. Officers also responded to 179 vehicle crashes, issued 73 Safeline Cards, and completed 19 cite-and-release notices.

A major public safety initiative was the implementation of a mental health co-responder program funded through the State of Oklahoma's Opioid Abatement Grant. This program pairs law enforcement officers with qualified mental health professionals to improve responses to behavioral health-related calls and connect individuals in crisis with appropriate resources. The department also upgraded its patrol fleet with a new in-car camera system to enhance accountability, evidence collection, and transparency.

The Miami Fire Department responded to approximately 2,300 calls for service while continuing to prioritize firefighter and community safety. The department added dual-certified gear for rescue and wildfire responses, hosted the annual Fire Prevention Show for more than 2,000 local children, provided CPR classes, gave fire station and truck tours, completed life safety inspections, and continued firefighter training throughout the year.

Emergency Management continued prevention and preparedness efforts through improvements to the Emergency Operations Center, inspection and maintenance of the 911 antenna tower and outdoor warning system, and regular public communication through National Weather Service updates and emergency preparedness messaging.

The FY 2026/2027 Budget is designed to maintain essential services, support responsible growth, protect the City's financial health, and continue investing in infrastructure and quality-of-life services for the citizens of Miami.

The City Council, MSUA Trustees, Administration, and Staff remain committed to serving the community with fiscal responsibility, transparency, and a continued focus on Miami's future.

Respectfully,

Tyler Cline
City Manager
City of Miami, Oklahoma

Budget Highlights

On March 02, 2009, the Miami City Council passed Resolution 660 expressing their intent to comply with Oklahoma Statutes Municipal Budget Act Title 11 Sections 17-201 through 17-218. The City's FY 2026/2027 financial budget consists of the following funds:

1. 001 - General Fund (GF)
2. 002 - Worker's Comp Fund
3. 112 - Fishing License Fund
4. 115 - Street & Alley Fund
5. 116 - Street/Stadium Fund
6. 117 - Pool Improvement Fund
7. 118 - Drug Forfeiture Fund
8. 120 - Parks & Recreation Fund
9. 191 - Health Insurance Fund
10. 231 - Capital Improvement Fund (CIP)
11. 241 - Demolition Account Fund
12. 300 - Grant/Donation Fund
13. 302 - Miami Convention & Visitors' Bureau & Tourism Fund (MCVB)
14. 310 - Miami Seniors' Center
15. 321 - Miami Seniors' Center 501c3
16. 322 - Miami Development Authority Housing Construction Fund
17. 347 - Police Fund
18. 427 - General Obligation Bond Sinking Fund
19. 466 - General Obligation Bond Parks Project Fund
20. 510 - Miami Special Utility Authority Fund (MSUA)
21. 511 - Stormwater Fund
22. 512 - MSUA Grant/Donation Fund
23. 515 - Utility Improvement Fund
24. 519 - Airport Fund
25. 752 - Unemployment Comp Reimbursement Fund
26. 761 - Cemetery Fund
27. 781 - Miami Industrial & Public Facilities Authority Fund (MIPFA)
28. 782 - Miami Community & Facilities Authority Fund (MCFA)
29. 783 - Miami Downtown Redevelopment Authority Fund (MDRA)
30. 910 - Rainy Day Fund

The budget:

1. Is a communication tool that provides the community with a blueprint of how public resources are being used;
2. Is a statement of priorities defining how the City of Miami allocates its resources to achieve what is important to the community;
3. Identifies how much it costs to provide services;
4. Establishes a link between strategic objectives and how resources are allocated;
5. Is a roadmap for carrying out elected officials' objectives; and
6. Helps decision-makers make the best use of limited resources.

Important Note: The council adopts the budget, administration and finance approve the purchases based upon availability of funds, and the council approves/appropriates the payment. If projections change after the budget is approved, the budget can be amended to reflect said change.

- **Sales and Use Tax History**

- Sales Tax Growth: Sales tax revenue for the next fiscal year is projected to be more than the current fiscal year’s projection. Note: The average annual increase is .89%, not including the Covid years FY20/21 - FY22/23.
 - FY 26/27 = 8,800,000 (budgeted)
 - FY 25/26 = 8,740,000 (projected) (\$8.7M budgeted)
 - FY 24/25 = -.65% decrease
 - FY 23/24 = .88% growth
 - FY 22/23 = 4.24% growth
 - FY 21/22 = 8.76% growth
 - FY 20/21 = 16.74% growth
- Use Tax Growth: Use tax revenue for the next fiscal year is projected to be more than the current fiscal year’s projection. Note: Collections have been irregular over the last 10 years, with year-over-year increases from as high as 38.8% to as low as -16.7%.
 - FY 26/27 = 1,100,000 (budgeted)
 - FY 25/26 = 1,160,000 (projected) (\$1.05M budgeted)
 - FY 24/25 = -1.52 decrease
 - FY 23/24 = 13.4% growth
 - FY 22/23 = 4.0% growth
 - FY 21/22 = 10.2% growth
 - FY 20/21 = 38.8% growth

General Fund (GF)

- Transfers of Revenue Out of the Fund:
 - The total 3.65% sales tax the City collects, projected at \$8,800,000, will be transferred into the Miami Special Utility Authority (MSUA) Fund, per bond coverage requirements. After which, all except the voter-approved .65% street and stadium sales tax will be transferred back to the General Fund (\$7,232,877). The .65% sales tax (\$1,567,123) will be transferred to the Street & Stadium Bond Fund.
 - Provides a \$126,933 transfer to the Miami Convention and Visitors Bureau Fund for general operations.
 - Provides \$23,586 transfer to the MDRA Fund - Main Street program.
 - Provides \$33,000 transfer to the Miami Senior Center Fund for general operations.
 - It is important to note, but for the MSUA transfers into the GF, the GF transfers out to other funds could not occur.
- Transfers of Revenue Into the Fund:
 - Total transfers to the General Fund to balance its budget is \$3,780,000:
 - The MSUA Fund will transfer \$2,940,000, which is \$456,900 higher than the current fiscal year. This transfer amount is 6.8% of the MSUA’s revenue.
 - An additional \$540,000 will be transferred from the Capital Improvement Fund.
 - An additional \$200,000 will be transferred from the Workers’ Comp Fund.
 - An additional \$100,000 will be transferred from the Unemployment Fund.
 - It is important to note that 24.4% of the General Fund’s general operations are being funded by transfers.
 - Note: All transfers are carried out on an as-used basis.

- Other GF Fund Budget Noteworthy Details:
 - The budget includes union and nonunion payroll increases.
 - Provides financial support for the entire human resource, risk management and legal departments, 100% of various insurances, the mechanic’s garage, and most facility maintenance, all of which provide services to the entire organization.
 - Outside Community Support includes:
 - Miami Area Economic Development Services (MAEDS)/Chamber 80% utility credit not to exceed \$12k and \$50k cash.
 - Boys and Girls Club of Ottawa County 80% utility credit not to exceed \$10k at the armory, \$15k at the teen center, and \$15k at Tract A and \$50k to replace the City’s summer recreation program.
 - Community Crisis Center 80% utility credit not to exceed \$19k.
 - Pelivan-Grand Gateway \$46k cash for operations.
 - Over \$1.16M in event galas, event sponsorships, waived fees, and services for civic organizations and the community, which include waived fees for use of the civic center for civic organizations, sponsorships for Rodeo Miami, the Boys & Girls Club, and Small Business Development, and community events such as Christmas decorations and fireworks.

Miami Special Utility Authority (MSUA)

- Transfers of Revenue Out of the Fund:
 - \$2,940,000 will be transferred out of the MSUA Fund to fund general operations of the General Fund and is 6.8% of the MSUA’s revenue.
 - \$500,000 to the Street & Alley Fund, which more than meets the ordinance requirement of a \$500,000 budget for road repair.
 - \$372,232 repayment to the Rainy Day Fund.
 - \$50,000 to the MDRA-Coleman for general operations.
 - \$115,000 to the airport for the Taxiway Relocation grant match.
 - \$1,969,339 to the Utility Improvement Fund for the electric bond and AMI/Fiber loan payments.
 - Note: All transfers will be carried out on an as-used basis.
- Other MSUA Fund Noteworthy Details:
 - The budget includes payroll increases.
 - Provides financial support for the MSUA utilities used by all facilities, and the finance, community/economic development, and information technology departments, all of which provide services to the entire organization.
 - The information technology department’s budget, fully supported by the MSUA fund, will provide \$329,250 for General Fund software costs.
 - Includes \$380,133 in drinking and clean water debt service payments.
 - Provides for additional engineering fees not to exceed \$133,000.
 - Includes \$11,440,000 for the projected GRDA purchase power expense.
 - Provides 80% utility credits for: 1) Miami Area Economic Development Services (MAEDS)/Chamber (not to exceed \$12k); 2) Community Crisis Center (not to exceed \$19k); and 3) Boys and Girls Club of Ottawa County (not to exceed \$10k at the armory, \$15k at the teen center, and \$15k at the Tract A property).

- As of 1/2/26, the MSUA total past due debt, recoverable and unrecoverable, including write-off debt, is \$2,846,675.52.

Miscellaneous Funds' Information

- Total FY 26/27 budget for street repair = \$1,371,000, which is made up of:
 - St & Alley # 115: \$671,000
 - St/Stadium #116: \$700,000
- Budgeted retirement contributions remain the same at 13.26%.
- Budgeted \$654.45 per full-time employee per month for health insurance, the same as FY 25/26.
- Ottawa County One-Tenth Sales Tax (Miami Fire Department's Share)
 - Conservatively estimating approximately \$38,000 to be collected next year.
 - Proposed expense of \$41,611 to pay for various equipment and a truck lease. To increase transparency, these funds are shown in Incode, even though the council-approved expenditures are spent by the County on our behalf out of the City's apportionment.

Rainy Day Fund

- Funds to be transferred from the MSUA Fund continue to pay off internal loans = \$372,232.
- Projected ending balance, as of 6/30/27, is estimated to be \$6,137,300, not including interest. The six internal loans from the Rainy Day Fund consist of:
 1. New airport terminal grant match (\$1,129,106).
 2. Public Works garage rebuild (\$250k).
- All internal loans are scheduled to be paid off by FY 28/29 if the current repayment remains consistent at \$372,232.

Capital Improvements (GF/MSUA)

- Fund 231 Capital Improvement Fund contains \$1,315,894 in GF capital improvements that include a \$540k transfer to the General Fund to balance the budget. The 510 MSUA Fund contains \$2,350,814 in MSUA capital improvements.

City CIP		
Cemetery	\$ 14,462.64	Lease Pmt: '22 Excavator
Fire	\$ 259,451.17	Lease Pmts: Tanker Truck; '20 Freightliner Pumper Trk; '25 Pierce Commercial BXP Pumper; Brush Trk; '24 Ford F250 CAPT'S TRK w/ Upfit
Fire	\$ 15,000.00	Dash cameras for fire trucks
Parks	\$ 41,206.55	Lease Pmts: John Deere Boom Mower; '23 RAM 2500 Crew Cab Trk
PD	\$ 87,868.92	Lease Pmts: 2 – '23 Dodge Ram 1500 1/2 Ton Trucks + PD Upfit; 3 - '23 Ford Explorers
PD	\$ 130,000.00	(2) New Patrol units \$65k ea. includes up-fit
PD	\$ 19,998.00	(11) New Rifles with flashlights & optics
Sports	\$ 25,000.00	Joe Pollock Baseball Field - MPS/City Projects. Will be used if MPS matches
Street	\$ 90,906.51	Lease Pmts: Street Sweeper; '24 Ford F250 Crew Cab Trk
Street	\$ 65,000.00	Mechanics lift
Street	\$ 27,000.00	Snowplow
Trans Out	\$ 540,000.00	Trans to General Fund to balance its budget

Total GF \$ 1,315,893.79

MSUA CIP		
CSC - Fac	\$ 10,000.00	CSR Carpet replacement, paint, and minor touch up.
Admin Svcs	\$ 14,814	Main St Bldg
Meter	\$ 50,000	Van for mobile testing and troubleshooting of AMI meters
Meter	\$ 20,000	New Water metering testing bench
Meter	\$ 50,000	New portable meter testing equipment for electronic and solid-state meters
IT	\$ 20,000	New firewall and network switches
IT	\$ 250,000	Door Access Control System City Wide
Elec	\$ 132,000	AM55 bucket truck 1st yr pmts
Elec	\$ 100,000	AM41 bucket truck 1st yr pmts
Elec	\$ 175,000	Digger derrick trk 1st yr pmts
Fiber	\$ 50,000	Splicing trailer and splicing equipment
Fiber	\$ 50,000	Splicing trailer and splicing equipment
W Dist	\$ 180,000.00	Service truck
W Dist	\$ 180,000	Dump truck
W Dist	\$ 40,000.00	2 excavator trailers
W Dist	\$ 400,000.00	WTP I44 crossing
WW Coll	\$ 156,000	Vac truck 1st yr pmts
WW Coll	\$ 227,000	Sanitary sewer replacement
SW	\$ 179,000	Front load trash truck 1st yr pmts
SW	\$ 20,000	250 polycarts
SW	\$ 32,000	Solid rubber tires for loader
SW	\$ 15,000	Dumpsters- 5-4 yd, 5-6 yds, 5-8 yds

Total MSUA \$ 2,350,814.00

Personnel Numbers Per Department

City/General Fund			
Dept	FT	PT	Seasonal
Legal	1.3		
Court	2.7		
Police	31.0		
Fire	27		
Emer Mgt	0	1	
Dispatch	13		
Code Comp	4		
Risk Mgt	1		
Streets	9.2		
Cemetery	4		3
Facilities	4.5	1	
Sports	3		10
Pool	0		31
Animal Cntrl	2	2	
Parks	9.25		4
Library	8	1	
Administration	4.5	1	
HR	2		
Fund Total	126.45	6	48

MSUA Fund			
Dept	FT	PT	Seasonal
Customer Svc	5.5		
Administration	7.5		
Metering	4.75		
IT	2		
Electric	12.14	3.30	
Right of Way	3		
Fiber	4		
Water Prod	5		
Water Dist	8.33		3
Poll Cntrl	4.5		
WW Coll	1.33		
Solid Waste	9	2	
Comm Dev	3		
Stormwater	0.5		
Fund Total	70.55	5.3	3

Other Funds			
Fund	FT	PT	Seasonal
MSRP			
MCVB	2.5		
Senior Center	1		
Airport		0.7	
MDRA-Coleman	1	3	
MDRA-Main St	0.5		
Funds Totals	5	3.7	0

Total FTs: 202.00
 Total PTs: 15.00

Total FTEs: 207.00

Per City of Miami Ordinance 1612, "The city manager's annual budget proposal shall identify all proposed Full Time Equivalent (F.T.E.) employment positions as well as the proposed entry, mid-point and max pay range for each position." (See table below.

JOB TITLE	BAND/ GRADE	\$MIN	\$MID	\$MAX
CITY ATTORNEY	D63	\$79,441.70	\$99,304.86	\$119,162.02
MUNICIPAL JUDGE	D63	\$79,441.70	\$99,304.86	\$119,162.02
LEGAL & MUNICIPAL COURT ASST.	B25	\$47,547.36	\$57,056.62	\$66,565.88
COURT ADMINISTRATOR	B25	\$41,837.14	\$50,204.78	\$58,572.42
POLICE CHIEF	D63	\$79,441.70	\$99,304.86	\$119,162.02
POLICE DETECTIVE	B24P	\$45,848.72	\$52,652.16	\$59,455.59
ADMIN ASST TO POLICE CHIEF	B22	\$33,273.40	\$39,928.08	\$46,582.76
POLICE OFFICER	B23P	\$39,625.46	\$46,807.04	\$53,988.61
POLICE LIEUTENANT	B32P	\$53,025.73	\$59,518.78	\$66,011.83
POLICE SERGEANT	B31P	\$45,848.72	\$52,652.16	\$59,455.59
POLICE CAPTAIN	C44P	\$72,964.75	\$79,322.09	\$85,679.43
DIGITAL EVIDENCE ANALYST	B23	\$37,075.62	\$44,491.38	\$51,906.08
FIRE DRIVER	B23F	\$43,708.31	\$46,919.32	\$57,510.73
ADMIN ASST TO FIRE CHIEF	B22	\$33,273.40	\$39,928.08	\$46,582.76
DEPUTY FIRE CHIEF	C44	\$65,674.84	\$77,610.02	\$90,545.20
FIREFIGHTER	B22F	\$36,862.66	\$44,234.95	\$51,607.24
FIRE CAPTAIN	B32F	\$56,310.71	\$63,099.94	\$69,889.17
FIRE LIEUTENANT	B24F	\$50,259.58	\$57,229.28	\$64,198.97
FIRE CHIEF	D63	\$79,441.70	\$99,301.86	\$119,162.02
PUBLIC SAFETY TELECOMM. MGR	C42	\$56,111.10	\$67,333.32	\$78,555.54
TELECOMMUNICATOR	B22	\$33,273.40	\$39,928.08	\$46,582.76
PUBLIC SAFETY TRAINING COORD.	B23	\$37,075.62	\$44,491.38	\$51,906.08
CODE COMPLIANCE TECH I	B22	\$33,273.40	\$39,928.08	\$46,582.76
CODE COMPLIANCE TECH II	B23	\$37,075.62	\$44,491.38	\$51,906.08
NUISANCE ABATEMENT TECH I	A12	\$28,662.40	\$30,195.16	\$31,727.92
RISK MANAGEMENT SPECIALIST	C41	\$52,308.88	\$62,770.02	\$73,232.22
STREET MANAGER	C42	\$56,111.10	\$67,333.32	\$78,555.55
STREET DEPARTMENT LEAD	B24	\$41,837.14	\$50,204.78	\$58,572.42
STREET EQUIPMENT OPER I	B21	\$29,471.18	\$35,364.78	\$41,259.44
STREET EQUIP OPER II	B22	\$33,273.40	\$39,928.08	\$46,582.76
OFFICE MANAGER-PUBLIC WORKS	B25	\$47,547.36	\$57,056.62	\$66,565.88
MECHANIC LEAD	C41	\$52,308.88	\$62,770.02	\$73,232.22
MECHANIC	B25	\$47,547.36	\$57,056.62	\$66,565.88
CEMETERY MAINT I	B21	\$29,471.18	\$35,364.78	\$41,259.44
CEMETERY MAINT II	B22	\$33,273.40	\$39,928.08	\$46,582.76
CEMENTERY\SPORTS AND REC ADMIN COOR	B23	\$37,075.62	\$44,491.38	\$51,906.08
CEMETERY MAINT. III	B23	\$37,075.62	\$44,491.38	\$51,906.08
SPORTS & REC\CEMENTARY MANAGER	C41	\$52,308.88	\$62,770.02	\$73,232.22
SPORTS MAINT. I	B21	\$29,471.18	\$35,364.78	\$41,259.44
ANIMAL SHELTER MANAGER	C41	\$52,308.88	\$62,770.02	\$73,232.22

ANIMAL CONTROL TECH II	B22	\$33,273.40	\$39,928.08	\$46,582.76
CHIEF OPERATING OFFICER	E82	\$97,715.04	\$122,143.80	\$146,572.56
PARKS MAINT I	B21	\$29,471.18	\$35,364.78	\$41,259.44
PARKS & FACILITIES MANAGER	C42	\$56,111.10	\$67,333.32	\$78,555.54
PARKS MAINT II	B22	\$33,273.40	\$39,928.08	\$46,582.76
YOUTH LIBRARIAN	C41	\$52,308.88	\$62,770.02	\$73,232.22
GENEALOGY LIB/ADULT LIBRARIAN	B22	\$33,273.40	\$39,928.08	\$46,582.76
LIBRARY MANAGER	C42	\$56,111.10	\$67,333.32	\$78,555.54
TECH LIBRARIAN	B22	\$33,273.40	\$39,928.08	\$46,582.76
CATALOGING-PROCESSING LIBRARIAN	B23	\$37,075.62	\$44,491.38	\$51,906.08
ASSISTANT YOUTH SERVICES LIBRARIAN	B21	\$29,471.18	\$35,364.78	\$41,259.44
DIRECTOR LIBRARY/ARTS AND COMMUNITY ENGAGEMENT	D62	\$75,791.06	\$94,738.56	\$113,686.06
PART TIME LIBRARY CUSTODIAN	A11	\$28,662.40	\$30,195.16	\$31,727.92
PART TIME LIBRARY ASSISTANT	A11	\$28,662.40	\$30,195.16	\$31,727.92
GRANT COORDINATOR	B24	\$41,837.14	\$50,204.78	\$58,572.42
CITY CLERK	C41	\$52,308.88	\$62,770.02	\$73,232.22
CFO	E82	\$97,715.04	\$122,143.80	\$146,572.88
EXECUTIVE ADMIN TO CITY MANAGER	B25	\$47,547.36	\$57,056.62	\$66,565.88
CITY MANAGER	F101	CONTRACT		\$127,305.00
COMMUNICATIONS MANAGER	C42	\$56,111.10	\$67,333.32	\$78,555.54
HR MANAGER	C43	\$59,913.32	\$71,896.62	\$83,878.86
HR GENERALIST	B23	\$37,075.62	\$44,491.38	\$51,906.08
CHIEF HR OFFICER	D63	\$79,441.70	\$99,301.86	\$119,162.02
HR COMPLIANCE OFFICER	D62	\$75,791.06	\$94,738.56	\$113,686.06
DIRECTOR OF CVB	D61	\$72,140.42	\$90,175.26	\$108,211.16
MIAMI MAIN STREET COORD.	B23	\$37,075.62	\$44,491.38	\$51,906.08
ASST. TO CVB DIRECTOR	B23	\$37,075.62	\$44,491.38	\$51,906.08
CUSTOMER SERVICE REP I	B21	\$29,471.18	\$35,364.78	\$41,259.44
CUSTOMER SERVICE REP II	B22	\$33,273.40	\$39,928.08	\$46,582.76
CUSTOMER SERVICE REP III	B23	\$37,075.62	\$44,491.38	\$51,906.08
CUSTOMER SERVICE\METER MANGER	C42	\$56,111.10	\$67,333.32	\$78,555.54
DIRECTOR OF FINANCE	D62	\$75,791.06	\$94,738.56	\$113,686.06
PURCHASING ASST/ACCOUNTING CLERK	B23	\$37,075.62	\$44,491.38	\$51,906.08
ACCOUNTING CLERK	B22	\$33,273.40	\$39,928.08	\$46,582.76
STAFF ACCOUNTANT	B24	\$41,837.14	\$50,204.78	\$58,572.42
BUDGET MANAGER/AIRPORT OFFICE COOR	C42	\$56,111.10	\$67,333.32	\$78,555.54
PURCHASING AGENT	B25	\$47,547.36	\$57,056.62	\$66,565.88
METER READER I	B21	\$29,471.18	\$35,364.78	\$41,259.44
METER READER II	B22	\$33,273.40	\$39,928.08	\$46,582.76
METER READER SUPERVISOR	B32	\$47,547.36	\$57,056.62	\$66,565.88
DIRECTOR OF IT	D61	\$72,140.42	\$90,175.26	\$108,211.16
NETWORK ADMIN/DESK SUPPORT	C42	\$56,111.10	\$67,333.32	\$78,555.54
LEAD JOURNEYMAN LINEMAN	MARKET		\$96,343.52	
JOURNEYMAN LINEMAN	MARKET		\$86,361.60	

UTILITY SUPERINTENDENT	E82	\$97,715.04	\$122,143.80	\$146,572.56
ADMIN ASST-PUBLIC UTILITIES	B24	\$41,837.14	\$50,204.78	\$58,572.42
JOURNEYMAN LINEMAN-PT	MARKET		\$64,497.16	
APPRENTICE I	MARKET		\$50,564.80	
APPRENTICE II	MARKET		\$58,988.80	
SCADA TECH	B23	\$37,075.62	\$44,491.38	\$51,906.08
APPRENTICE III	MARKET		\$67,412.80	
ELECTRIC CREW GROUNDSMAN	MARKET		\$44,990.40	
SENIOR UTILITY RESEARCH ANALYS	C44	\$64,674.84	\$77,610.02	\$90,545.20
GIS SPECIALIST	B25	\$47,547.36	\$57,056.62	\$66,565.88
ROW LEAD JOURNEYMAN	MARKET		\$61,786.40	
GROUNDSMAN	MARKET		\$44,990.40	
JOURNEYMAN TRIMMER	MARKET		\$55,167.84	
WATER OPERATIONS/WAREHOUSE ASST.	B22	\$33,273.40	\$39,928.08	\$46,582.76
WAREHOUSE MANAGER	C41	\$52,308.88	\$62,770.02	\$73,232.22
UTILITY PLANT LEAD OPER.	B24	\$41,837.14	\$50,204.78	\$58,572.42
UTILITY PLANT OPER.	B21	\$29,471.18	\$35,364.78	\$41,259.44
WATER CREWMAN I	B21	\$29,471.18	\$35,364.78	\$41,259.44
WATER CREWMAN II	B22	\$33,273.40	\$39,928.08	\$46,582.76
WATER CREWMAN III	B23	\$37,075.62	\$44,491.38	\$51,906.08
W/WW COLL. LEAD EQUIP. OPER	B24	\$41,837.14	\$50,204.78	\$58,572.42
POLLUTION CONTROL TECH III	B23	\$37,075.62	\$44,491.38	\$51,906.08
POLLUTION CONTROL FOREMAN	B32	\$47,547.36	\$57,056.62	\$66,565.88
POLLUTION CONTROL MANAGER	C44	\$64,674.84	\$77,610.02	\$90,545.20
SOLID WASTE OFFICE MANAGER	B22	\$33,273.40	\$39,928.08	\$46,582.76
SOLID WASTER DRIVER/COLLECTOR	B22	\$33,273.40	\$39,928.08	\$46,582.76
SOLID WASTE MANAGER	C42	\$56,111.10	\$67,333.32	\$78,555.54
SOLID WASTER FOREMAN	B31	\$41,837.14	\$50,204.78	\$58,572.42
PT SOLID WASTE OFFICE CLERK	A12	\$28,662.40	\$30,195.16	\$31,727.92
SOLID WASTE LDR/BK UP ROLL OFF DRV	B21	\$29,471.18	\$35,364.78	\$41,259.44
COMMUNITY DEVELOPMENT ADMIN ASST	B22	\$33,273.40	\$39,928.08	\$46,582.76
COMMUNITY DEVELOPMENT DIRECTOR	D62	\$75,791.06	\$94,738.56	\$113,686.06
CODE COMPLIANCE MGR/FLOOD PLN ADM	C43	\$59,913.32	\$71,896.62	\$83,878.86
STORMWATER MANAGER	C41	\$52,308.88	\$62,770.02	\$73,232.22
COLEMAN THEATRE TOUR GUIDE/EVENT STF	A11	\$28,662.40	\$30,195.16	\$31,727.92
MANAGING DIRECTOR COLEMAN THEATRE	C41	\$52,308.88	\$62,770.02	\$73,232.22
CHIEF ADMINISTRATIVE & COMPLIANCE OFFICER	D71	\$84,012.42	\$105,015.26	\$126,019.16
SENIOR CENTER SERVICE ASSISTANT	A12	\$28,662.40	\$32,464.62	\$36,266.84



Certification of Rainy Day Fund Balance for FY 2026/2027

By approval of Miami City Council on _____, 2026, the Rainy Day Fund 06/30/27 ending balance will be accounted for as follows:

Emergency	\$806,429
Emergency Repair and Replacement	\$372,231
Emergency Stabilization Management	<u>\$4,958,823</u>
Total Projected 06/30/27 Ending Balance	\$6,137,303 <i>(not including interest earned)</i>

These funds shall only be utilized in accordance with City of Miami Chptr 27 Sec 27-3.

_____	_____	_____
Councilmember Barnes	Councilmember Jones	Councilmember Estep
		ATTEST:
_____	_____	_____
Councilmember Dunkel	Mayor Parker	Melissa Moore, City Clerk



BUDGET ADOPTION RESOLUTION - FUND-BASED BUDGET

**CITY OF MIAMI, OKLAHOMA
RESOLUTION NO. _____**

A RESOLUTION APPROVING THE CITY OF MIAMI, OKLAHOMA BUDGET FOR THE FISCAL YEAR 2026-2027 AND ESTABLISHING BUDGET AMENDMENT AUTHORITY

WHEREAS, on March 02, 2009, the City of Miami passed Resolution #660 adopting the provisions of the Oklahoma Municipal Budget Act (the Act) as codified at 11 O.S. §§ 17-201 through 17-218 et seq.; and

WHEREAS, the City Manager/Chief Executive Officer has prepared a budget for the fiscal year ending June 30, 2027 (FY 2026-2027) consistent with the Act; and

WHEREAS, the Act in Section 17-215 provides for the Chief Executive Officer of the City, or designee, as authorized by the governing body, to transfer any unexpended and unencumbered appropriation from one department to another within the same fund; and

WHEREAS, Section 27-1 of the City of Miami Code of Ordinances requires the City Manager's annual budget proposal shall provide for no less than \$500,000 for roadway maintenance; and

WHEREAS, Section 27-2 of the City of Miami Code of Ordinances requires the City Manager's annual budget proposal shall identify all proposed Full Time Equivalent (FTE) employment positions as well as the proposed entry, mid-point, and max pay range for each position; and

WHEREAS, the budget has been formally presented to the Miami City Council at least 30 days prior to the start of the fiscal year in compliance with Section 17-205; and

WHEREAS, the Miami City Council has conducted a Public Hearing at least 15 days prior to the start of the fiscal year, and published notice of the Public Hearing in compliance with Section 17-208 of the Act;

NOW, THEREFORE, BE IT RESOLVED BY THE CITY COUNCIL OF THE CITY OF MIAMI, OKLAHOMA:

SECTION 1. The City Council of the City of Miami does hereby adopt the FY 2026-2027 Budget with total resources available in the amount of \$97,879,083 and total fund/departmental appropriations in the amount of \$97,879,083, including reserves for

restricted fund purposes and emergencies and shortfalls. Legal appropriations (spending/encumbering limits) are hereby established as follows: See Budget Summary Attachment A, attached hereto and incorporated by reference.

SECTION 2. The City Council, pursuant to the Act, does hereby authorize the City Manager to transfer any unexpended and unencumbered appropriations, at any time throughout FY 2026-2027, from one line item to another, one object category to another within a department, or one department to another within a fund, and one fund to another fund without further approval by the City Council.

Passed and Adopted this _____ day of June 2026.

Bless Parker, Mayor

ATTEST:

Melissa Moore, City Clerk

[SEAL]

**THE CITY OF MIAMI, OKLAHOMA
BUDGET SUMMARY
FISCAL YEAR 2026-2027**

ATTACHMENT A

	001 - CITY GENERAL FUND	SPECIAL REVENUE FUND	CAPITAL PROJECT FUND	427 & 466 - DEBT SERVICE FUNDS	519 - AIRPORT FUND	COMBINED TOTALS	INTERNAL SERVICE FUND	510 - SPECIAL UTILITY AUTHORITY FUND	781 - MIPFA FUND	782 - MCFA FUND	783 - MDRA FUND
ESTIMATED RESOURCES											
REVENUES:											
Taxes	9,101,200	274,000	1,100,000	9,000	-	10,484,200	-	-	-	-	-
Intergovernmental	274,592	42,250	-	-	115,000	431,842	-	-	-	-	-
Charges for Services	196,350	153,100	7,750	-	191,045	548,245	148,740	30,638,265	8,000	-	76,050
Licenses, Permits, Fees	104,300	-	-	-	-	104,300	-	-	-	-	21,000
Fines and Fees	90,600	-	-	-	-	90,600	-	-	-	-	-
Investment Income	207,000	-	-	-	-	207,000	-	-	6,500	-	-
Miscellaneous	42,600	170,940	-	-	4,220,000	4,433,540	-	-	16,610	94,600	88,500
Subtotal - Revenues	10,016,642	640,290	1,107,750	9,000	4,526,045	16,299,727	148,740	30,638,265	31,110	94,600	185,550
OTHER RESOURCES:											
Transfers In From Other Funds	11,012,877	1,089,453	3,597,680	-	115,000	15,815,009	1,920,736	8,800,000	-	-	73,586
Prior Year Reserves - Carryover	1,200,000	7,489,767	5,766,947	58,575	533,468	15,048,757	2,901,562	4,986,375	263,940	397,654	273,473
TOTAL ESTIMATED RESOURCES	22,229,519	9,219,510	10,472,377	67,575	5,174,513	47,163,494	4,971,038	44,424,640	295,050	492,254	532,609
ESTIMATED USES											
EXPENDITURES BY DEPARTMENT:											
Admin/Gen Gov & Purch Power	1,214,470	763,716	999,888	25,534	-	3,003,607	2,853,736	13,453,693	52,000	103,943	-
Customer Service	-	-	-	-	-	-	-	418,574	-	-	-
Metering	-	-	-	-	-	-	-	482,019	-	-	-
Information Technology	-	-	-	-	-	-	-	1,155,014	-	-	-
Legal	141,494	91,716	-	-	-	233,210	-	-	-	-	-
Municipal Court	200,381	-	-	-	-	200,381	-	-	-	-	-
Police	3,026,380	225,469	237,867	-	-	3,489,716	-	-	-	-	-
Fire/Telecommunications	3,217,952	69,030	274,451	-	-	3,561,433	-	-	-	-	-
Emergency Management	32,726	-	-	-	-	32,726	-	-	-	-	-
Code Compliance	218,605	-	-	-	-	218,605	-	-	-	-	-
HR/Risk Management	1,560,120	-	-	-	-	1,560,120	-	-	-	-	-
Streets	820,053	671,000	882,907	-	-	2,373,960	-	-	-	-	-
Solid Waste	-	-	-	-	-	-	-	2,471,594	-	-	-
Cemetery	317,802	-	14,463	-	-	332,265	-	-	-	-	-
Facilities	387,195	-	-	-	-	387,195	-	-	-	-	-
Parks/Swimming Pool/Sports	1,257,937	119,992	506,207	-	-	1,884,136	-	-	-	-	-
Animal Control	228,666	-	-	-	-	228,666	-	-	-	-	-
Library	612,386	20,250	-	-	-	632,636	-	-	-	-	-
MCVB/Coleman Theatre/Main St	-	-	-	-	-	-	-	-	-	-	446,738
Water Prod/Water Dist/Wastewater Coll	-	-	-	-	-	-	-	4,366,662	-	-	-
Electric/Right-of-Way/Fiber	-	-	900	-	-	900	-	5,957,453	-	-	-
Community Development	-	-	-	-	-	-	-	270,149	-	-	-
Airport	-	-	-	-	4,853,736	4,853,736	-	-	-	-	-
Pollution Control	-	202,662	-	-	-	202,662	-	552,550	-	-	-
Debt Service	-	-	1,968,439	-	-	1,968,439	-	380,133	-	-	-
Claims and benefits	-	-	-	-	-	-	30,000	-	-	-	-
TRANSFERS:	-	-	-	-	-	-	-	-	-	-	-
Transfers to other funds	8,983,519	-	540,000	-	-	9,523,519	300,000	14,746,571	-	-	-
TOTAL ESTIMATED EXPENDITURES	22,219,688	2,163,834	5,425,120	25,534	4,853,736	34,687,912	3,183,736	44,254,413	52,000	103,943	446,738
OTHER USES:											
Reserve for Employee Compensation Obligations	-	-	-	-	-	-	-	-	-	-	-
Reserve for Restricted Fund Purposes	-	7,055,675	5,047,258	42,041	-	12,144,974	1,787,302	-	-	-	-
Reserve for Emergencies and Shortfalls	9,831	-	-	-	320,777	330,608	-	170,227	243,050	388,311	85,870
TOTAL OTHER USES	9,831	7,055,675	5,047,258	42,041	320,777	12,475,582	1,787,302	170,227	243,050	388,311	85,870
TOTAL ESTIMATED USES	22,229,519	9,219,510	10,472,377	67,575	5,174,513	47,163,494	4,971,038	44,424,640	295,050	492,254	532,609

NOTICE OF PROPOSED BUDGET PUBLIC HEARING

A public hearing on the FY 2026-2027 City of Miami Budget will be held at 5:30 pm on June 2, 2026, or immediately following the completion of the meeting of the Miami Special Utility Authority at the Miami City Hall for the purposes of discussing and developing the City budget for the fiscal year beginning July 1, 2026. The public hearing is open to the public and citizens comments on the proposed budget will be welcome. A copy of the proposed budget is available in the Office of the City Manager.

**THE CITY OF MIAMI, OKLAHOMA
BUDGET SUMMARY
FISCAL YEAR 2026-2027**

ATTACHMENT A

	001 - CITY GENERAL FUND	SPECIAL REVENUE FUND	CAPITAL PROJECT FUND	427 & 466 - DEBT SERVICE FUNDS	519 - AIRPORT FUND	COMBINED TOTALS	INTERNAL SERVICE FUND	510 - SPECIAL UTILITY AUTHORITY FUND	781 - MIPFA FUND	782 - MCFA FUND	783 - MDRA FUND
ESTIMATED RESOURCES											
REVENUES:											
Taxes	9,101,200	274,000	1,100,000	9,000	-	10,484,200	-	-	-	-	-
Intergovernmental	274,592	42,250	-	-	115,000	431,842	-	-	-	-	-
Charges for Services	196,350	153,100	7,750	-	191,045	548,245	148,740	30,638,265	8,000	-	76,050
Licenses, Permits, Fees	104,300	-	-	-	-	104,300	-	-	-	-	21,000
Fines and Fees	90,600	-	-	-	-	90,600	-	-	-	-	-
Investment Income	207,000	-	-	-	-	207,000	-	-	6,500	-	-
Miscellaneous	42,600	170,940	-	-	4,220,000	4,433,540	-	-	16,610	94,600	88,500
Subtotal - Revenues	10,016,642	640,290	1,107,750	9,000	4,526,045	16,299,727	148,740	30,638,265	31,110	94,600	185,550
OTHER RESOURCES:											
Transfers In From Other Funds	11,012,877	1,089,453	3,597,680	-	115,000	15,815,009	1,920,736	8,800,000	-	-	73,586
Prior Year Reserves - Carryover	1,200,000	7,489,767	5,766,947	58,575	533,468	15,048,757	2,901,562	4,986,375	263,940	397,654	273,473
TOTAL ESTIMATED RESOURCES	22,229,519	9,219,510	10,472,377	67,575	5,174,513	47,163,494	4,971,038	44,424,640	295,050	492,254	532,609
ESTIMATED USES											
EXPENDITURES BY DEPARTMENT:											
Admin/Gen Gov & Purch Power	1,214,470	763,716	999,888	25,534	-	3,003,607	2,853,736	13,453,693	52,000	103,943	-
Customer Service	-	-	-	-	-	-	-	418,574	-	-	-
Metering	-	-	-	-	-	-	-	482,019	-	-	-
Information Technology	-	-	-	-	-	-	-	1,155,014	-	-	-
Legal	141,494	91,716	-	-	-	233,210	-	-	-	-	-
Municipal Court	200,381	-	-	-	-	200,381	-	-	-	-	-
Police	3,026,380	225,469	237,867	-	-	3,489,716	-	-	-	-	-
Fire/Telecommunications	3,217,952	69,030	274,451	-	-	3,561,433	-	-	-	-	-
Emergency Management	32,726	-	-	-	-	32,726	-	-	-	-	-
Code Compliance	218,605	-	-	-	-	218,605	-	-	-	-	-
HR/Risk Management	1,560,120	-	-	-	-	1,560,120	-	-	-	-	-
Streets	820,053	671,000	882,907	-	-	2,373,960	-	-	-	-	-
Solid Waste	-	-	-	-	-	-	-	2,471,594	-	-	-
Cemetery	317,802	-	14,463	-	-	332,265	-	-	-	-	-
Facilities	387,195	-	-	-	-	387,195	-	-	-	-	-
Parks/Swimming Pool/Sports	1,257,937	119,992	506,207	-	-	1,884,136	-	-	-	-	-
Animal Control	228,666	-	-	-	-	228,666	-	-	-	-	-
Library	612,386	20,250	-	-	-	632,636	-	-	-	-	-
MCVB/Coleman Theatre/Main St	-	-	-	-	-	-	-	-	-	-	446,738
Water Prod/Water Dist/Wastewater Coll	-	-	-	-	-	-	-	4,366,662	-	-	-
Electric/Right-of-Way/Fiber	-	-	900	-	-	900	-	5,957,453	-	-	-
Community Development	-	-	-	-	-	-	-	270,149	-	-	-
Airport	-	-	-	-	4,853,736	4,853,736	-	-	-	-	-
Pollution Control	-	202,662	-	-	-	202,662	-	552,550	-	-	-
Debt Service	-	-	1,968,439	-	-	1,968,439	-	380,133	-	-	-
Claims and benefits	-	-	-	-	-	-	30,000	-	-	-	-
TRANSFERS:											
Transfers to other funds	8,983,519	-	540,000	-	-	9,523,519	300,000	14,746,571	-	-	-
TOTAL ESTIMATED EXPENDITURES	22,219,688	2,163,834	5,425,120	25,534	4,853,736	34,687,912	3,183,736	44,254,413	52,000	103,943	446,738
OTHER USES:											
Reserve for Employee Compensation Obligations	-	-	-	-	-	-	-	-	-	-	-
Reserve for Restricted Fund Purposes	-	7,055,675	5,047,258	42,041	-	12,144,974	1,787,302	-	-	-	-
Reserve for Emergencies and Shortfalls	9,831	-	-	-	320,777	330,608	-	170,227	243,050	388,311	85,870
TOTAL OTHER USES	9,831	7,055,675	5,047,258	42,041	320,777	12,475,582	1,787,302	170,227	243,050	388,311	85,870
TOTAL ESTIMATED USES	22,229,519	9,219,510	10,472,377	67,575	5,174,513	47,163,494	4,971,038	44,424,640	295,050	492,254	532,609

NOTICE OF PROPOSED BUDGET PUBLIC HEARING

A public hearing on the FY 2026-2027 City of Miami Budget will be held at 5:30 pm on June 2, 2026, or immediately following the completion of the meeting of the Miami Special Utility Authority at the Miami City Hall for the purposes of discussing and developing the City budget for the fiscal year beginning July 1, 2026. The public hearing is open to the public and citizens comments on the proposed budget will be welcome. A copy of the proposed budget is available in the Office of the City Manager.

CITY OF MIAMI
 PROPOSED BUDGET WORKSHEET
 AS OF: JULY 31ST, 2026

001-GENERAL FUND

REVENUES	(----- 2025-2026 -----) (----- 2026-2027 -----)							
	2022-2023 ACTUAL	2023-2024 ACTUAL	2024-2025 ACTUAL	CURRENT BUDGET	Y-T-D ACTUAL	PROJECTED YEAR END	REQUESTED BUDGET	PROPOSED BUDGET
TAX REVENUE								
001-000-312.1000 SALES TAX	8,673,530	8,744,211	8,688,687	8,700,000	0	0	8,800,000	
001-000-312.2000 ALCOHOLIC BEVERAGE TAX	128,658	105,713	117,578	110,000	0	0	115,000	
001-000-312.3000 ANIMAL CONTROL CHRGS	5,071	2,422	3,938	5,000	0	0	5,000	
001-000-312.3500 TOBACCO TAX	59,180	54,150	50,761	50,000	0	0	50,000	
001-000-313.1000 CABLE FRANCHISE FEES	44,644	43,112	43,840	40,000	0	0	33,000	
001-000-313.2000 GAS FRANCHISE FEES	115,319	90,951	92,069	85,000	0	0	89,000	
001-000-313.3000 TELEPHONE FRANCHISE FEES	19,553	12,184	10,531	11,000	0	0	7,000	
001-000-313.4000 OCCUPATION TAX	<u>11,100</u>	<u>11,850</u>	<u>17,000</u>	<u>2,200</u>	<u>0</u>	<u>0</u>	<u>2,200</u>	
TOTAL TAX REVENUE	9,057,055	9,064,592	9,024,406	9,003,200	0	0	9,101,200	
LICENSES AND FEES								
001-000-321.1000 SOLICITOR/ITINERANT LICENSE	995	295	260	300	0	0	300	
001-000-321.2000 CONTRACTOR LICENSE	14,100	14,808	11,800	14,700	0	0	10,000	
001-000-322.1000 BUILDING PERMITS	38,366	34,098	34,773	20,000	0	0	22,000	
001-000-322.3000 INSPECTION PERMITS & FEES	81,276	94,732	121,220	80,000	0	0	70,000	
001-000-322.4000 GARAGE SALE PERMITS	975	865	810	500	0	0	500	
001-000-322.4500 FIREWORK SALES PERMITS	<u>1,500</u>	<u>1,500</u>	<u>5,250</u>	<u>750</u>	<u>0</u>	<u>0</u>	<u>1,500</u>	
TOTAL LICENSES AND FEES	137,212	146,298	174,113	116,250	0	0	104,300	
INTERGOVERNMENT REVENUE								
001-000-331.4000 GOVERNMENTAL	4,673	50,744	54,541	0	0	0	0	
001-000-332.3000 TELECOMM REIMBURSEMENTS	215,177	229,243	223,032	223,032	0	0	263,592	
001-000-338.2000 LIBRARY	<u>8,109</u>	<u>9,654</u>	<u>10,984</u>	<u>11,000</u>	<u>0</u>	<u>0</u>	<u>11,000</u>	
TOTAL INTERGOVERNMENT REVENUE	227,958	289,641	288,557	234,032	0	0	274,592	
CHARGE FOR SERVICE								
001-000-341.2000 ZONING & PLANNING	414	640	200	1,400	0	0	1,000	
001-000-344.1000 CIVIC CENTER BUILDING RENTAL	8,320	9,618	7,213	5,000	0	0	2,500	
001-000-345.1000 FIRE	17,032	16,126	18,718	14,550	0	0	14,550	
001-000-347.1000 CEMETERY OT PAYMENTS	2,950	2,600	2,400	1,000	0	0	1,000	
001-000-347.2000 CEMETERY BURIAL PLOTS	28,219	27,248	15,825	25,000	0	0	25,000	
001-000-347.3000 CEMETERY OPENING CHRGS	21,975	25,432	50,750	20,000	0	0	30,000	
001-000-347.6000 CEMETERY MISC.	11,760	10,475	13,375	12,000	0	0	12,000	
001-000-348.1000 SWIMMING POOL FEES	54,573	41,354	43,689	50,000	0	0	45,000	
001-000-348.8000 PARKS	53,160	5,227	4,445	0	0	0	0	
001-000-348.8100 SPORTS	0	43,499	32,133	68,000	0	0	65,000	
001-000-349.1000 OTHER/COPIER	<u>291</u>	<u>298</u>	<u>340</u>	<u>300</u>	<u>0</u>	<u>0</u>	<u>300</u>	
TOTAL CHARGE FOR SERVICE	198,694	182,516	189,087	197,250	0	0	196,350	
FINES AND FEES								
001-000-351.1000 COURT FINES	139,992	149,788	85,418	100,000	0	0	90,000	
001-000-351.1500 COMMUNITY SERVICE	0	0	0	0	0	0	0	
001-000-351.6000 DUI FEES	<u>555</u>	<u>348</u>	<u>452</u>	<u>600</u>	<u>0</u>	<u>0</u>	<u>600</u>	
TOTAL FINES AND FEES	140,547	150,136	85,870	100,600	0	0	90,600	

CITY OF MIAMI
 PROPOSED BUDGET WORKSHEET
 AS OF: JULY 31ST, 2026

001-GENERAL FUND

REVENUES	2022-2023	2023-2024	2024-2025	2025-2026			2026-2027	
	ACTUAL	ACTUAL	ACTUAL	CURRENT BUDGET	Y-T-D ACTUAL	PROJECTED YEAR END	REQUESTED BUDGET	PROPOSED BUDGET
INVESTMENT EARNINGS								
001-000-361.1000 INTEREST EARNINGS	11,001	12,310	54,237	200,000	0	0	195,000	
001-000-362.1000 SALES TAX INTEREST	<u>6,809</u>	<u>11,022</u>	<u>13,145</u>	<u>12,000</u>	<u>0</u>	<u>0</u>	<u>12,000</u>	
TOTAL INVESTMENT EARNINGS	17,810	23,332	67,381	212,000	0	0	207,000	
INSURANCE PROCEEDS								
001-000-376.3000 INSURANCE RECOVERY	<u>110,690</u>	<u>8,500</u>	<u>16,052</u>	<u>0</u>	<u>0</u>	<u>0</u>	<u>0</u>	
TOTAL INSURANCE PROCEEDS	110,690	8,500	16,052	0	0	0	0	
MISC. REVENUE								
001-000-380.2000 CASH - LONG/(SHORT)	0	(0)	0	0	0	0	0	
001-000-381.1000 SALE OF FIXED ASSETS	0	0	0	0	0	0	0	
001-000-381.2000 SALE OF SURPLUS PROPERTY	163	2,164	0	0	0	0	0	
001-000-387.0000 PY RESERVES - CARRYOVER	0	(550)	0	1,732,127	0	0	1,200,000	
001-000-387.2000 OTHER	68,525	27,800	43,184	54,331	0	0	35,700	
001-000-387.4000 OTHER RENTALS	3,100	1,500	1,500	2,400	0	0	6,900	
001-000-389.6000 RETURNED CHECK FEE	0	0	0	0	0	0	0	
001-000-389.8000 VICTIM'S RESTITUTION	<u>0</u>	<u>0</u>	<u>0</u>	<u>0</u>	<u>0</u>	<u>0</u>	<u>0</u>	
TOTAL MISC. REVENUE	71,788	30,913	44,684	1,788,859	0	0	1,242,600	
TRANSFERS								
001-000-397.1000 FROM OTHER FUNDS	0	15,124	0	148,130	0	0	100,000	
001-000-397.3000 FROM MSUA	9,117,541	9,173,137	8,965,305	9,588,785	0	0	10,172,877	
001-000-397.3700 FROM STREET & ALLEY	0	0	0	0	0	0	0	
001-000-397.4000 FROM WORKERS COMP	0	0	0	100,000	0	0	200,000	
001-000-397.6000 FROM CIP	<u>66,114</u>	<u>0</u>	<u>527,000</u>	<u>241,000</u>	<u>0</u>	<u>0</u>	<u>540,000</u>	
TOTAL TRANSFERS	9,183,656	9,188,261	9,492,305	10,077,915	0	0	11,012,877	
TOTAL REVENUES	<u>19,145,409</u>	<u>19,084,189</u>	<u>19,382,454</u>	<u>21,730,105</u>	<u>0</u>	<u>0</u>	<u>22,229,519</u>	

CITY OF MIAMI
 PROPOSED BUDGET WORKSHEET
 AS OF: JULY 31ST, 2026

001-GENERAL FUND
 LEGAL SERVICES
 LEGAL

EXPENDITURES	2022-2023			2025-2026			2026-2027	
	ACTUAL	ACTUAL	ACTUAL	CURRENT BUDGET	Y-T-D ACTUAL	PROJECTED YEAR END	REQUESTED BUDGET	PROPOSED BUDGET
PERSONNEL SERVICES								
001-413-411.1011 SALARIES & WAGES	62,738	86,903	87,483	92,292	0	0	94,237	
001-413-411.1015 BUY BACK	0	232	110	274	0	0	125	
001-413-411.1018 HOLIDAY BONUS	243	316	316	326	0	0	326	
001-413-411.1020 FICA	3,645	5,047	5,001	5,710	0	0	5,871	
001-413-411.1021 RETIREMENT (CITY)	3,577	3,713	7,787	12,311	0	0	12,556	
001-413-411.1024 GROUP INSURANCE	3,800	4,160	7,505	16,383	0	0	8,230	
001-413-411.1025 WORKERS COMP	207	217	306	209	0	0	123	
001-413-411.1026 UNEMPLOYMENT	119	155	155	155	0	0	155	
001-413-411.1030 MEDICARE	853	1,180	1,169	1,335	0	0	1,373	
TOTAL PERSONNEL SERVICES	75,182	101,922	109,832	128,994	0	0	122,994	
MATERIALS								
001-413-411.2001 OFFICE	483	117	28	0	0	0	0	
001-413-411.2020 OTHER OPERATING SUPPLIES	0	0	0	0	0	0	0	
TOTAL MATERIALS	483	117	28	0	0	0	0	
OTHER SERVICES & CHARGES								
001-413-411.3002 POSTAGE & FREIGHT	0	3	85	500	0	0	500	
001-413-411.3003 COMMUNICATIONS	162	704	562	300	0	0	300	
001-413-411.3006 EDUCATION & TRAVEL	358	447	0	1,000	0	0	1,000	
001-413-411.3007 DUES & SUBSCRIPTIONS	1,413	1,120	1,070	1,200	0	0	1,200	
001-413-411.3008 ADVERTISING & PRINTING	0	0	0	0	0	0	0	
001-413-411.3010 PROFESSIONAL SERVICES	2,775	2,650	9,424	5,500	0	0	5,500	
001-413-411.3020 MISC. SERVICES & CHARGES	176	0	513	10,000	0	0	10,000	
TOTAL OTHER SERVICES & CHARGES	4,884	4,925	11,655	18,500	0	0	18,500	
TOTAL LEGAL	80,549	106,963	121,515	147,494	0	0	141,494	

CITY OF MIAMI
 PROPOSED BUDGET WORKSHEET
 AS OF: JULY 31ST, 2026

001-GENERAL FUND
 LEGAL SERVICES
 MUNICIPAL COURT

EXPENDITURES	2022-2023			2025-2026			2026-2027	
	ACTUAL	ACTUAL	ACTUAL	CURRENT BUDGET	Y-T-D ACTUAL	PROJECTED YEAR END	REQUESTED BUDGET	PROPOSED BUDGET
PERSONNEL SERVICES								
001-415-411.1011 SALARIES & WAGES	130,983	134,168	130,822	138,900	0	0	137,845	
001-415-411.1015 BUY BACK	1,800	2,462	2,011	17,105	0	0	275	
001-415-411.1016 PART-TIME	0	0	0	0	0	0	0	
001-415-411.1018 HOLIDAY BONUS	616	674	674	676	0	0	676	
001-415-411.1020 FICA	8,151	8,285	8,232	9,355	0	0	8,605	
001-415-411.1021 RETIREMENT (CITY)	13,886	16,322	17,732	20,012	0	0	16,247	
001-415-411.1024 GROUP INSURANCE	18,306	20,035	20,880	20,103	0	0	20,120	
001-415-411.1025 WORKERS COMP	254	269	214	223	0	0	179	
001-415-411.1026 UNEMPLOYMENT	298	321	321	321	0	0	321	
001-415-411.1030 MEDICARE	1,906	1,938	1,925	2,188	0	0	2,013	
TOTAL PERSONNEL SERVICES	176,199	184,473	182,811	208,882	0	0	186,281	
MATERIALS								
001-415-411.2001 OFFICE	455	320	1,000	600	0	0	600	
TOTAL MATERIALS	455	320	1,000	600	0	0	600	
OTHER SERVICES & CHARGES								
001-415-411.3002 POSTAGE & FREIGHT	331	116	100	200	0	0	200	
001-415-411.3003 COMMUNICATIONS	321	502	0	0	0	0	0	
001-415-411.3006 EDUCATION & TRAVEL	1,725	3,116	2,590	2,000	0	0	3,600	
001-415-411.3007 DUES & SUBSCRIPTIONS	136	116	116	150	0	0	150	
001-415-411.3008 ADVERTISING & PRINTING	412	489	380	850	0	0	850	
001-415-411.3010 PROFESSIONAL SERVICES	0	0	3,200	10,000	0	0	8,400	
001-415-411.3012 MAINT/SERVICE CONTRACTS	139	0	0	0	0	0	0	
001-415-411.3016 COMPUTER	0	0	0	100	0	0	100	
001-415-411.3020 MISC. SERVICES & CHARGES	0	46	0	200	0	0	200	
TOTAL OTHER SERVICES & CHARGES	3,064	4,385	6,385	13,500	0	0	13,500	
TOTAL MUNICIPAL COURT	179,718	189,178	190,196	222,982	0	0	200,381	
TOTAL LEGAL SERVICES	260,267	296,141	311,710	370,476	0	0	341,876	

CITY OF MIAMI
 PROPOSED BUDGET WORKSHEET
 AS OF: JULY 31ST, 2026

001-GENERAL FUND
 PUBLIC SAFETY
 POLICE DEPARTMENT

EXPENDITURES	2022-2023				2025-2026		2026-2027	
	ACTUAL	ACTUAL	ACTUAL	CURRENT BUDGET	Y-T-D ACTUAL	PROJECTED YEAR END	REQUESTED BUDGET	PROPOSED BUDGET
PERSONNEL SERVICES								
001-421-421.1011 SALARIES & WAGES	1,482,249	1,446,155	1,478,803	1,718,040	0	0	1,719,205	
001-421-421.1012 OVERTIME	108,816	65,584	58,403	75,875	0	0	78,151	
001-421-421.1014 HOLIDAY PAY	80,029	71,097	79,369	87,696	0	0	100,627	
001-421-421.1015 BUY BACK	78,758	140,999	121,339	111,904	0	0	132,451	
001-421-421.1016 PART-TIME	0	0	2,909	5,200	0	0	0	
001-421-421.1018 HOLIDAY BONUS	7,130	6,468	6,468	7,023	0	0	7,023	
001-421-421.1020 FICA	5,575	8,855	9,343	12,798	0	0	12,939	
001-421-421.1021 RETIREMENT (CITY)	13,802	18,938	16,844	27,372	0	0	27,673	
001-421-421.1022 RETIREMENT (POLICE)	179,367	172,827	186,459	218,502	0	0	228,256	
001-421-421.1024 GROUP INSURANCE	242,001	246,956	242,644	245,019	0	0	250,259	
001-421-421.1025 WORKERS COMP	67,934	66,320	127,229	72,177	0	0	60,572	
001-421-421.1026 UNEMPLOYMENT	3,766	3,290	3,451	3,689	0	0	3,689	
001-421-421.1027 UNIFORM ALLOWANCE	52,500	49,775	49,342	50,750	0	0	86,650	
001-421-421.1028 UNIFORM MAINT/CLEANING	0	0	(379)	0	0	0	0	
001-421-421.1030 MEDICARE	25,348	24,756	25,353	29,148	0	0	31,072	
001-421-421.1032 STIPEND	0	0	0	2,000	0	0	2,000	
001-421-421.1044 ON-CALL PAY	696	0	404	7,916	0	0	16,762	
TOTAL PERSONNEL SERVICES	2,347,973	2,322,019	2,407,980	2,675,110	0	0	2,757,329	
MATERIALS								
001-421-421.2001 OFFICE	3,745	4,501	2,195	3,300	0	0	3,300	
001-421-421.2002 TOOLS	448	1,083	0	2,475	0	0	5,925	
001-421-421.2003 VEHICLE & EQUIPMENT	31,848	40,316	32,244	27,225	0	0	27,225	
001-421-421.2004 PETROLEUM PRODUCTS	63,152	52,246	44,087	42,487	0	0	55,762	
001-421-421.2008 REPAIR/MAINT. SUPPLIES	394	651	475	860	0	0	500	
001-421-421.2009 BOOKS, PUBL., PERIODICALS	300	0	66	640	0	0	500	
001-421-421.2020 OTHER OPERATING SUPPLIES	3,237	6,622	1,769	3,654	0	0	1,830	
001-421-421.2102 POLICE RANGE	11,429	10,499	10,833	14,460	0	0	14,200	
001-421-421.2103 RADIO REPAIRS	1,731	0	0	1,700	0	0	1,545	
001-421-421.2104 MISC. OFFICER	58	0	277	1,400	0	0	1,200	
001-421-421.2127 UNIFORM	12,693	12,464	13,561	18,432	0	0	17,325	
TOTAL MATERIALS	129,036	128,382	105,508	116,633	0	0	129,312	
OTHER SERVICES & CHARGES								
001-421-421.3002 POSTAGE & FREIGHT	280	361	342	365	0	0	365	
001-421-421.3003 COMMUNICATION	21,808	26,983	19,552	26,050	0	0	29,196	
001-421-421.3006 EDUCATION & TRAVEL	11,120	9,334	9,993	10,300	0	0	15,100	
001-421-421.3007 DUES & SUBSCRIPTIONS	7,739	9,076	7,389	8,350	0	0	8,350	
001-421-421.3008 ADVERTISING & PRINTING	3,060	2,477	2,380	3,200	0	0	3,000	
001-421-421.3010 PROFESSIONAL SERVICES	1,000	750	0	1,500	0	0	500	
001-421-421.3012 MAINT/SERVICE CONTRACTS	15,000	15,000	15,020	15,000	0	0	52,698	
001-421-421.3015 LEASE PAYMENTS	0	59,234	0	0	0	0	0	
001-421-421.3016 COMPUTER	0	0	0	19,500	0	0	27,000	
001-421-421.3020 MISC. SERVICES & CHARGES	0	0	144	515	0	0	3,530	
TOTAL OTHER SERVICES & CHARGES	60,007	123,215	54,821	84,780	0	0	139,739	
TOTAL POLICE DEPARTMENT	2,537,015	2,573,617	2,568,309	2,876,523	0	0	3,026,380	

CITY OF MIAMI
 PROPOSED BUDGET WORKSHEET
 AS OF: JULY 31ST, 2026

001-GENERAL FUND								
PUBLIC SAFETY								
FIRE DEPARTMENT								
(----- 2025-2026 -----) (----- 2026-2027 -----)								
EXPENDITURES	2022-2023 ACTUAL	2023-2024 ACTUAL	2024-2025 ACTUAL	CURRENT BUDGET	Y-T-D ACTUAL	PROJECTED YEAR END	REQUESTED BUDGET	PROPOSED BUDGET
PERSONNEL SERVICES								
001-422-421.1011 SALARIES & WAGES	1,216,498	1,210,248	1,257,582	1,327,191	0	0	1,445,216	
001-422-421.1012 OVERTIME	5,416	8,434	12,978	17,000	0	0	15,000	
001-422-421.1014 HOLIDAY PAY	30,554	37,223	49,906	44,000	0	0	44,000	
001-422-421.1015 BUY BACK	24,421	9,973	38,952	35,743	0	0	71,786	
001-422-421.1016 PART-TIME	0	0	0	0	0	0	0	
001-422-421.1017 DOUBLE TIME	37,525	65,897	41,210	68,900	0	0	60,000	
001-422-421.1018 HOLIDAY BONUS	6,390	5,923	6,442	6,649	0	0	6,649	
001-422-421.1020 FICA	1,662	1,556	1,662	2,148	0	0	2,212	
001-422-421.1021 RETIREMENT (CITY)	4,308	4,433	4,593	4,795	0	0	4,731	
001-422-421.1023 RETIREMENT (FIRE)	177,580	187,949	190,590	196,551	0	0	208,316	
001-422-421.1024 GROUP INSURANCE	203,055	211,910	214,748	217,627	0	0	217,823	
001-422-421.1025 WORKERS COMP	59,638	56,164	0	69,028	0	0	51,362	
001-422-421.1026 UNEMPLOYMENT	3,094	2,975	3,094	3,213	0	0	3,213	
001-422-421.1027 UNIFORM ALLOWANCE	21,200	20,200	20,400	21,200	0	0	21,200	
001-422-421.1030 MEDICARE	19,692	19,762	21,059	24,038	0	0	25,271	
001-422-421.1041 FLSA	<u>77,544</u>	<u>80,006</u>	<u>82,641</u>	<u>87,800</u>	<u>0</u>	<u>0</u>	<u>79,000</u>	
TOTAL PERSONNEL SERVICES	1,888,577	1,922,652	1,945,858	2,125,883	0	0	2,255,780	
MATERIALS								
001-422-421.2001 OFFICE	831	761	1,287	820	0	0	820	
001-422-421.2002 TOOLS	9,111	26,823	24,060	18,800	0	0	18,800	
001-422-421.2003 VEHICLE & EQUIPMENT	20,155	17,922	28,874	21,400	0	0	24,900	
001-422-421.2004 PETROLEUM PRODUCTS	18,193	14,470	13,705	15,000	0	0	17,500	
001-422-421.2007 JANITORIAL SUPPLIES	4,075	3,697	3,339	3,200	0	0	3,200	
001-422-421.2008 REPAIR/MAINT. SUPPLIES	8,057	5,855	9,286	7,750	0	0	7,750	
001-422-421.2009 BOOKS, PUBL., PERIODICALS	0	324	627	0	0	0	0	
001-422-421.2020 OTHER OPERATING SUPPLIES	<u>1,705</u>	<u>1,957</u>	<u>1,710</u>	<u>1,500</u>	<u>0</u>	<u>0</u>	<u>1,500</u>	
TOTAL MATERIALS	62,126	71,808	82,888	68,470	0	0	74,470	
OTHER SERVICES & CHARGES								
001-422-421.3002 POSTAGE & FREIGHT	512	627	333	800	0	0	800	
001-422-421.3003 COMMUNICATION	2,611	3,135	3,810	3,054	0	0	3,054	
001-422-421.3006 EDUCATION & TRAVEL	13,952	25,055	15,011	20,750	0	0	20,750	
001-422-421.3007 DUES & SUBSCRIPTIONS	1,852	2,440	2,478	2,970	0	0	3,240	
001-422-421.3008 ADVERTISING & PRINTING	1,194	1,174	462	1,000	0	0	1,000	
001-422-421.3010 PROFESSIONAL SERVICES	8,443	2,119	2,284	3,432	0	0	3,432	
001-422-421.3012 MAINT/SERVICE CONTRACTS	1,184	1,522	1,445	1,807	0	0	1,928	
001-422-421.3015 LEASE PAYMENTS	94,806	94,806	0	0	0	0	0	
001-422-421.3016 COMPUTER	0	0	0	6,750	0	0	7,000	
001-422-421.3020 MISC. SERVICES & CHARGES	1,662	838	1,517	1,250	0	0	1,250	
001-422-421.3034 PUBLIC EDUCATION	<u>4,200</u>	<u>4,430</u>	<u>2,583</u>	<u>1,000</u>	<u>0</u>	<u>0</u>	<u>1,000</u>	
TOTAL OTHER SERVICES & CHARGES	130,417	136,145	29,924	42,813	0	0	43,454	
TOTAL FIRE DEPARTMENT	2,081,120	2,130,606	2,058,669	2,237,166	0	0	2,373,705	

CITY OF MIAMI
 PROPOSED BUDGET WORKSHEET
 AS OF: JULY 31ST, 2026

001-GENERAL FUND								
PUBLIC SAFETY								
EMERGENCY MANAGEMENT								
		(----- 2025-2026 -----)					(----- 2026-2027 -----)	
EXPENDITURES	2022-2023 ACTUAL	2023-2024 ACTUAL	2024-2025 ACTUAL	CURRENT BUDGET	Y-T-D ACTUAL	PROJECTED YEAR END	REQUESTED BUDGET	PROPOSED BUDGET
PERSONNEL SERVICES								
001-424-421.1011 SALARIES & WAGES	24,406	25,135	10,974	12,334	0	0	0	
001-424-421.1012 OVERTIME	0	0	0	0	0	0	0	
001-424-421.1015 BUY BACK	1,256	939	1,035	0	0	0	0	
001-424-421.1016 PART-TIME	0	0	5,663	8,000	0	0	7,500	
001-424-421.1018 HOLIDAY BONUS	58	63	63	245	0	0	120	
001-424-421.1020 FICA	569	1,583	1,093	2,149	0	0	472	
001-424-421.1021 RETIREMENT (CITY)	2,160	3,470	1,593	4,341	0	0	0	
001-424-421.1022 RETIREMENT (POLICE)	1,086	0	0	0	0	0	0	
001-424-421.1024 GROUP INSURANCE	1,921	2,146	876	4,056	0	0	0	
001-424-421.1025 WORKERS COMP	1,124	1,122	1,147	1,477	0	0	119	
001-424-421.1026 UNEMPLOYMENT	30	30	119	179	0	0	119	
001-424-421.1027 UNIFORM ALLOWANCE	0	0	0	280	0	0	0	
001-424-421.1030 MEDICARE	365	370	256	503	0	0	110	
TOTAL PERSONNEL SERVICES	32,974	34,858	22,817	33,563	0	0	8,441	
MATERIALS								
001-424-421.2001 OFFICE	25	0	375	1,650	0	0	300	
001-424-421.2002 TOOLS	0	35	0	75	0	0	75	
001-424-421.2003 VEHICLE & EQUIPMENT	4,186	11,642	231	1,250	0	0	1,250	
001-424-421.2004 PETROLEUM PRODUCTS	1,866	0	272	500	0	0	500	
001-424-421.2008 REPAIR/MAINT. SUPPLIES	33,641	19,217	6,590	15,000	0	0	15,000	
001-424-421.2020 OTHER OPERATING SUPPLIES	0	425	249	500	0	0	500	
001-424-421.2127 UNIFORM	0	0	0	0	0	0	0	
TOTAL MATERIALS	39,718	31,319	7,717	18,975	0	0	17,625	
OTHER SERVICES & CHARGES								
001-424-421.3001 RENTAL	960	960	960	960	0	0	960	
001-424-421.3003 COMMUNICATION	0	0	0	250	0	0	650	
001-424-421.3006 EDUCATION & TRAVEL	2,833	2,878	2,547	3,150	0	0	4,500	
001-424-421.3007 DUES & SUBSCRIPTIONS	0	50	28	150	0	0	150	
001-424-421.3008 ADVERTISING & PRINTING	0	0	26	150	0	0	150	
001-424-421.3012 MAINT/SERVICE CONTRACTS	198	0	0	0	0	0	250	
001-424-421.3016 COMPUTER	0	0	0	0	0	0	0	
TOTAL OTHER SERVICES & CHARGES	3,991	3,888	3,560	4,660	0	0	6,660	
TOTAL EMERGENCY MANAGEMENT	76,684	70,064	34,095	57,198	0	0	32,726	

CITY OF MIAMI
 PROPOSED BUDGET WORKSHEET
 AS OF: JULY 31ST, 2026

001-GENERAL FUND
 PUBLIC SAFETY
 TELECOMMUNICATIONS

EXPENDITURES	2022-2023			2025-2026			2026-2027	
	ACTUAL	ACTUAL	ACTUAL	CURRENT BUDGET	Y-T-D ACTUAL	PROJECTED YEAR END	REQUESTED BUDGET	PROPOSED BUDGET
PERSONNEL SERVICES								
001-426-421.1011 SALARIES & WAGES	365,687	431,548	447,519	526,355	0	0	532,131	
001-426-421.1012 OVERTIME	12,893	14,581	14,793	16,378	0	0	16,866	
001-426-421.1014 HOLIDAY PAY	24,672	26,960	27,853	27,990	0	0	24,934	
001-426-421.1015 BUY BACK	0	2,523	3,924	1,165	0	0	437	
001-426-421.1016 PART-TIME	0	0	0	0	0	0	0	
001-426-421.1017 DOUBLETIME	0	0	0	0	0	0	0	
001-426-421.1018 HOLIDAY BONUS	2,506	2,755	2,920	3,256	0	0	3,256	
001-426-421.1020 FICA	25,138	29,482	30,647	35,826	0	0	36,557	
001-426-421.1021 RETIREMENT (CITY)	55,139	64,532	66,307	76,402	0	0	78,184	
001-426-421.1024 GROUP INSURANCE	78,838	99,453	97,403	103,977	0	0	104,173	
001-426-421.1025 WORKERS COMP	806	771	724	1,137	0	0	707	
001-426-421.1026 UNEMPLOYMENT	1,309	1,309	1,428	1,547	0	0	1,547	
001-426-421.1030 MEDICARE	5,879	6,895	7,168	8,441	0	0	8,550	
001-426-421.1032 911 BOARD STIPEND	11,800	11,898	11,993	12,000	0	0	12,000	
TOTAL PERSONNEL SERVICES	584,667	692,707	712,678	814,474	0	0	819,340	
MATERIALS								
001-426-421.2001 OFFICE	2,222	2,764	2,072	2,500	0	0	2,500	
001-426-421.2002 TOOLS	0	0	0	500	0	0	500	
001-426-421.2004 PETROLEUM PRODUCTS	0	0	0	150	0	0	150	
TOTAL MATERIALS	2,222	2,764	2,072	3,150	0	0	3,150	
OTHER SERVICES & CHARGES								
001-426-421.3001 RENTAL	11,225	10,680	11,496	11,496	0	0	12,012	
001-426-421.3002 POSTAGE & FREIGHT	0	0	20	50	0	0	50	
001-426-421.3003 COMMUNICATION	0	94	562	566	0	0	566	
001-426-421.3006 EDUCATION & TRAVEL	5,390	2,939	2,544	8,230	0	0	8,230	
001-426-421.3007 DUES & SUBSCRIPTIONS	247	104	108	250	0	0	300	
001-426-421.3008 ADVERTISING & PRINTING	0	0	0	100	0	0	100	
001-426-421.3020 MISC. SERVICES & CHARGES	0	0	0	500	0	0	500	
TOTAL OTHER SERVICES & CHARGES	16,862	13,817	14,730	21,192	0	0	21,758	
TOTAL TELECOMMUNICATIONS	603,751	709,288	729,480	838,816	0	0	844,248	

CITY OF MIAMI
 PROPOSED BUDGET WORKSHEET
 AS OF: JULY 31ST, 2026

001-GENERAL FUND
 PUBLIC SAFETY
 CODE COMPLIANCE

EXPENDITURES	(----- 2025-2026 -----)				(----- 2026-2027 -----)			
	2022-2023 ACTUAL	2023-2024 ACTUAL	2024-2025 ACTUAL	CURRENT BUDGET	Y-T-D ACTUAL	PROJECTED YEAR END	REQUESTED BUDGET	PROPOSED BUDGET
PERSONNEL SERVICES								
001-427-421.1011 SALARIES & WAGES	101,992	83,394	107,470	127,785	0	0	135,708	_____
001-427-421.1012 OVERTIME	0	0	0	50	0	0	0	_____
001-427-421.1015 BUY BACK	761	0	0	0	0	0	0	_____
001-427-421.1018 HOLIDAY BONUS	564	666	751	1,002	0	0	1,002	_____
001-427-421.1020 FICA	6,145	4,884	6,182	8,054	0	0	8,545	_____
001-427-421.1021 RETIREMENT (CITY)	13,774	10,988	14,461	17,226	0	0	18,276	_____
001-427-421.1024 GROUP INSURANCE	18,315	20,691	29,623	31,925	0	0	31,956	_____
001-427-421.1025 WORKERS COMP	4,017	2,916	2,776	2,920	0	0	2,482	_____
001-427-421.1026 UNEMPLOYMENT	298	357	476	476	0	0	476	_____
001-427-421.1027 UNIFORM ALLOWANCE	480	480	840	1,120	0	0	1,120	_____
001-427-421.1030 MEDICARE	<u>1,437</u>	<u>1,142</u>	<u>1,446</u>	<u>1,884</u>	<u>0</u>	<u>0</u>	<u>1,999</u>	=====
TOTAL PERSONNEL SERVICES	147,784	125,518	164,025	192,441	0	0	201,563	_____
MATERIALS								
001-427-421.2001 OFFICE	2,560	129	269	300	0	0	300	_____
001-427-421.2003 VEHICLE & EQUIPMENT	2,542	4,838	4,449	5,000	0	0	5,000	_____
001-427-421.2004 PETROLEUM PRODUCTS	2,400	3,422	4,337	4,500	0	0	4,500	_____
001-427-421.2127 UNIFORM	<u>0</u>	<u>936</u>	<u>0</u>	<u>750</u>	<u>0</u>	<u>0</u>	<u>750</u>	=====
TOTAL MATERIALS	7,503	9,325	9,055	10,550	0	0	10,550	_____
OTHER SERVICES & CHARGES								
001-427-421.3002 POSTAGE & FREIGHT	1,743	3,162	3,867	4,000	0	0	4,000	_____
001-427-421.3003 COMMUNICATION	1,937	2,661	3,321	1,441	0	0	1,441	_____
001-427-421.3006 EDUCATION & TRAVEL	7	1,345	0	0	0	0	500	_____
001-427-421.3007 DUES & SUBSCRIPTIONS	0	0	0	100	0	0	50	_____
001-427-421.3008 ADVERTISING & PRINTING	0	0	0	0	0	0	0	_____
001-427-421.3015 LEASE PAYMENTS	0	11,235	0	0	0	0	0	_____
001-427-421.3016 COMPUTER	0	0	0	2,950	0	0	0	_____
001-427-421.3020 MISC. SERVICES & CHARGES	<u>0</u>	<u>59</u>	<u>0</u>	<u>0</u>	<u>0</u>	<u>0</u>	<u>500</u>	=====
TOTAL OTHER SERVICES & CHARGES	3,687	18,462	7,189	8,491	0	0	6,491	_____
TOTAL CODE COMPLIANCE	158,973	153,305	180,269	211,482	0	0	218,605	

CITY OF MIAMI
 PROPOSED BUDGET WORKSHEET
 AS OF: JULY 31ST, 2026

001-GENERAL FUND
 PUBLIC SAFETY
 RISK MANAGEMENT

EXPENDITURES	2025-2026				2026-2027			
	2022-2023 ACTUAL	2023-2024 ACTUAL	2024-2025 ACTUAL	CURRENT BUDGET	Y-T-D ACTUAL	PROJECTED YEAR END	REQUESTED BUDGET	PROPOSED BUDGET
PERSONNEL SERVICES								
001-428-421.1011 SALARIES & WAGES	57,566	60,499	56,913	58,865	0	0	58,881	
001-428-421.1015 BUY BACK	676	0	0	0	0	0	0	
001-428-421.1018 HOLIDAY BONUS	248	165	250	250	0	0	250	
001-428-421.1020 FICA	3,262	3,686	3,505	3,660	0	0	3,666	
001-428-421.1021 RETIREMENT (CITY)	7,745	5,965	7,580	7,913	0	0	7,841	
001-428-421.1024 GROUP INSURANCE	7,607	6,985	8,323	8,082	0	0	8,089	
001-428-421.1025 WORKERS COMP	1,391	1,262	1,149	1,183	0	0	936	
001-428-421.1026 UNEMPLOYMENT	119	119	119	119	0	0	119	
001-428-421.1030 MEDICARE	763	862	820	883	0	0	857	
TOTAL PERSONNEL SERVICES	79,377	79,543	78,659	80,955	0	0	80,640	
MATERIALS								
001-428-421.2001 OFFICE	624	200	0	500	0	0	500	
001-428-421.2002 TOOLS	0	19	0	50	0	0	50	
001-428-421.2003 VEHICLE & EQUIPMENT	118	353	414	3,320	0	0	3,320	
001-428-421.2004 PETROLEUM PRODUCTS	63	0	61	500	0	0	500	
001-428-421.2009 BOOKS, PUBL., PERIODICALS	245	0	0	700	0	0	700	
001-428-421.2020 OTHER OPERATING SUPPLIES	0	0	0	0	0	0	0	
TOTAL MATERIALS	1,050	572	475	5,070	0	0	5,070	
OTHER SERVICES & CHARGES								
001-428-421.3002 POSTAGE & FREIGHT	91	0	0	50	0	0	50	
001-428-421.3003 COMMUNICATION	735	908	1,043	1,046	0	0	1,046	
001-428-421.3006 EDUCATION & TRAVEL	1,667	1,239	994	1,800	0	0	1,800	
001-428-421.3007 DUES & SUBSCRIPTIONS	385	1,274	1,274	1,350	0	0	1,350	
001-428-421.3009 INSURANCE	769,825	788,328	909,364	1,073,424	0	0	1,173,662	
001-428-421.3010 PROFESSIONAL SERVICES	14,026	20,296	3,605	12,265	0	0	12,265	
001-428-421.3016 COMPUTER	0	0	0	1,375	0	0	1,375	
001-428-421.3020 MISC. SERVICES & CHARGES	512	10,253	2,654	9,800	0	0	9,800	
TOTAL OTHER SERVICES & CHARGES	787,240	822,297	918,933	1,101,110	0	0	1,201,348	
TOTAL RISK MANAGEMENT	867,668	902,413	998,067	1,187,135	0	0	1,287,057	
TOTAL PUBLIC SAFETY	6,325,211	6,539,293	6,568,888	7,408,321	0	0	7,782,721	

CITY OF MIAMI
 PROPOSED BUDGET WORKSHEET
 AS OF: JULY 31ST, 2026

001-GENERAL FUND
 PUBLIC WORKS
 STREET

EXPENDITURES	2022-2023		2023-2024		2024-2025		2025-2026		2026-2027	
	ACTUAL	ACTUAL	ACTUAL	CURRENT BUDGET	Y-T-D ACTUAL	PROJECTED YEAR END	REQUESTED BUDGET	PROPOSED BUDGET		
PERSONNEL SERVICES										
001-431-431.1011 SALARIES & WAGES	416,531	398,347	387,903	407,609	0	0	430,468			
001-431-431.1012 OVERTIME	5,857	8,253	10,023	13,600	0	0	12,000			
001-431-431.1015 BUY BACK	1,903	4,690	9,353	6,957	0	0	6,641			
001-431-431.1017 DOUBLETIME	566	1,979	1,866	4,000	0	0	4,000			
001-431-431.1018 HOLIDAY BONUS	2,533	2,190	1,877	2,304	0	0	2,304			
001-431-431.1020 FICA	25,909	24,486	25,284	27,244	0	0	28,642			
001-431-431.1021 RETIREMENT (CITY)	57,279	55,385	54,880	58,267	0	0	61,257			
001-431-431.1024 GROUP INSURANCE	72,767	70,927	68,769	73,882	0	0	73,973			
001-431-431.1025 WORKERS COMP	38,017	40,328	41,534	40,660	0	0	36,224			
001-431-431.1026 UNEMPLOYMENT	1,214	1,085	1,095	1,095	0	0	1,095			
001-431-431.1027 UNIFORM ALLOWANCE	2,188	2,188	1,680	2,552	0	0	2,552			
001-431-431.1030 MEDICARE	6,059	5,726	5,913	6,372	0	0	6,698			
001-431-431.1032 STIPEND	0	0	2,000	2,000	0	0	0			
001-431-431.1044 ON-CALL PAY	3,506	3,900	3,233	4,050	0	0	4,000			
TOTAL PERSONNEL SERVICES	634,330	619,485	615,408	650,592	0	0	669,853			
MATERIALS										
001-431-431.2001 OFFICE	342	325	320	300	0	0	300			
001-431-431.2002 TOOLS	11,923	26,730	8,138	10,000	0	0	10,000			
001-431-431.2003 VEHICLE & EQUIPMENT	54,164	51,539	43,960	45,000	0	0	45,000			
001-431-431.2004 PETROLEUM PRODUCTS	52,617	38,914	35,633	37,500	0	0	45,000			
001-431-431.2007 JANITORIAL SUPPLIES	40	246	0	100	0	0	0			
001-431-431.2008 REPAIR/MAINT. SUPPLIES	35,800	28,355	26,404	30,000	0	0	32,000			
001-431-431.2020 OTHER OPERATING SUPPLIES	1,019	1,184	1,737	2,000	0	0	0			
001-431-431.2110 SAFETY EQUIPMENT	1,122	2,000	1,666	1,250	0	0	0			
001-431-431.2127 UNIFORM	2,782	2,435	1,564	2,500	0	0	2,500			
TOTAL MATERIALS	159,810	151,727	119,421	128,650	0	0	134,800			
OTHER SERVICES & CHARGES										
001-431-431.3002 POSTAGE & FREIGHT	0	0	0	100	0	0	0			
001-431-431.3003 COMMUNICATION	669	1,573	2,132	1,600	0	0	1,600			
001-431-431.3004 NATURAL GAS	2,696	2,397	2,538	3,000	0	0	6,000			
001-431-431.3006 EDUCATION & TRAVEL	197	713	224	500	0	0	1,500			
001-431-431.3008 ADVERTISING & PRINTING	0	69	278	300	0	0	0			
001-431-431.3010 PROFESSIONAL SERVICES	0	0	0	0	0	0	0			
001-431-431.3012 MAINT/SERVICE CONTRACTS	0	0	754	3,500	0	0	0			
001-431-431.3016 COMPUTER	1,163	0	0	500	0	0	500			
001-431-431.3020 MISC. SERVICES & CHARGES	1,260	426	132	600	0	0	5,800			
TOTAL OTHER SERVICES & CHARGES	5,985	5,178	6,059	10,100	0	0	15,400			
TOTAL STREET	800,125	776,390	740,889	789,342	0	0	820,053			

CITY OF MIAMI
 PROPOSED BUDGET WORKSHEET
 AS OF: JULY 31ST, 2026

001-GENERAL FUND
 PUBLIC WORKS
 CEMETERY

EXPENDITURES	2022-2023		2023-2024		2024-2025		2025-2026		2026-2027	
	ACTUAL	ACTUAL	ACTUAL	CURRENT BUDGET	Y-T-D ACTUAL	PROJECTED YEAR END	REQUESTED BUDGET	PROPOSED BUDGET		
PERSONNEL SERVICES										
001-433-431.1011 SALARIES & WAGES	162,508	178,749	185,063	180,408	0	0	164,291			
001-433-431.1012 OVERTIME	1,942	2,270	2,440	2,500	0	0	2,500			
001-433-431.1015 BUY BACK	190	168	0	0	0	0	789			
001-433-431.1016 PART-TIME	10,867	11,782	9,246	27,300	0	0	27,300			
001-433-431.1017 DOUBLETIME	0	0	0	0	0	0	0			
001-433-431.1018 HOLIDAY BONUS	1,089	1,127	1,127	1,102	0	0	1,002			
001-433-431.1020 FICA	10,763	11,750	11,651	13,441	0	0	12,369			
001-433-431.1021 RETIREMENT (CITY)	21,955	24,448	25,369	25,126	0	0	22,834			
001-433-431.1024 GROUP INSURANCE	34,088	37,998	36,627	35,277	0	0	32,071			
001-433-431.1025 WORKERS COMP	6,750	8,884	8,205	8,654	0	0	6,701			
001-433-431.1026 UNEMPLOYMENT	536	536	536	524	0	0	476			
001-433-431.1027 UNIFORM ALLOWANCE	1,080	1,080	1,260	980	0	0	1,120			
001-433-431.1030 MEDICARE	2,517	2,748	2,725	3,143	0	0	2,893			
001-433-431.1032 STIPEND	0	1,000	1,000	0	0	0	0			
001-433-431.1044 ON-CALL PAY	0	70	497	2,500	0	0	2,500			
TOTAL PERSONNEL SERVICES	254,284	282,610	285,745	300,954	0	0	276,845			
MATERIALS										
001-433-431.2001 OFFICE	1,199	580	319	400	0	0	500			
001-433-431.2002 TOOLS	2,502	990	916	1,469	0	0	2,500			
001-433-431.2003 VEHICLE & EQUIPMENT	4,863	12,939	10,414	8,500	0	0	7,500			
001-433-431.2004 PETROLEUM PRODUCTS	5,431	7,411	3,806	7,150	0	0	8,000			
001-433-431.2006 CHEMICALS	1,500	0	0	500	0	0	500			
001-433-431.2007 JANITORIAL SUPPLIES	331	855	121	500	0	0	500			
001-433-431.2008 REPAIR/MAINT. SUPPLIES	5,622	5,276	3,556	7,100	0	0	7,500			
001-433-431.2020 OTHER OPERATING SUPPLIES	5,031	166	1,078	2,000	0	0	2,000			
001-433-431.2127 UNIFORM	546	376	633	1,056	0	0	1,056			
TOTAL MATERIALS	27,024	28,593	20,843	28,675	0	0	30,056			
OTHER SERVICES & CHARGES										
001-433-431.3002 POSTAGE & FREIGHT	43	8	0	181	0	0	100			
001-433-431.3003 COMMUNICATION	2,520	2,224	1,339	1,730	0	0	1,416			
001-433-431.3006 EDUCATION & TRAVEL	98	2,068	143	800	0	0	600			
001-433-431.3007 DUES & SUBSCRIPTIONS	99	206	245	565	0	0	565			
001-433-431.3008 ADVERTISING & PRINTING	880	600	251	750	0	0	500			
001-433-431.3012 MAINT/SERVICE CONTRACTS	4,956	5,103	6,381	7,370	0	0	7,370			
001-433-431.3015 LEASE PAYMENTS	0	14,463	0	0	0	0	0			
001-433-431.3020 MISC. SERVICES & CHARGES	150	0	50	100	0	0	100			
001-433-431.3076 CEMETERY EVENTS	953	1,482	0	250	0	0	250			
TOTAL OTHER SERVICES & CHARGES	9,700	26,155	8,410	11,746	0	0	10,901			
TOTAL CEMETERY	291,008	337,358	314,998	341,375	0	0	317,802			

CITY OF MIAMI
 PROPOSED BUDGET WORKSHEET
 AS OF: JULY 31ST, 2026

001-GENERAL FUND
 PUBLIC WORKS
 FACILITIES

EXPENDITURES	(----- 2025-2026 -----)				(----- 2026-2027 -----)			
	2022-2023 ACTUAL	2023-2024 ACTUAL	2024-2025 ACTUAL	CURRENT BUDGET	Y-T-D ACTUAL	PROJECTED YEAR END	REQUESTED BUDGET	PROPOSED BUDGET
PERSONNEL SERVICES								
001-435-431.1011 SALARIES & WAGES	138,376	154,919	156,002	169,482	0	0	179,053	
001-435-431.1012 OVERTIME	994	1,356	5,608	1,000	0	0	1,000	
001-435-431.1015 BUY BACK	888	1,607	162	417	0	0	5,531	
001-435-431.1016 PART-TIME	0	0	0	15,015	0	0	16,900	
001-435-431.1017 DOUBLETIME	335	336	170	250	0	0	250	
001-435-431.1018 HOLIDAY BONUS	869	1,127	1,127	1,247	0	0	1,247	
001-435-431.1020 FICA	8,032	9,420	9,608	11,754	0	0	12,911	
001-435-431.1021 RETIREMENT (CITY)	18,546	21,207	21,521	23,131	0	0	25,356	
001-435-431.1024 GROUP INSURANCE	29,618	36,472	34,665	36,018	0	0	36,057	
001-435-431.1025 WORKERS COMP	4,596	4,759	4,715	4,886	0	0	4,157	
001-435-431.1026 UNEMPLOYMENT	417	536	536	655	0	0	655	
001-435-431.1027 UNIFORM ALLOWANCE	840	1,080	1,260	1,260	0	0	1,260	
001-435-431.1030 MEDICARE	1,879	2,203	2,231	2,749	0	0	3,019	
001-435-431.1032 STIPEND	0	0	0	2,000	0	0	2,000	
001-435-431.1044 ON-CALL PAY	498	605	116	1,000	0	0	1,000	
TOTAL PERSONNEL SERVICES	205,887	235,626	237,721	270,863	0	0	290,395	
MATERIALS								
001-435-431.2001 OFFICE	125	155	599	328	0	0	300	
001-435-431.2002 TOOLS	2,163	2,053	506	2,000	0	0	2,000	
001-435-431.2003 VEHICLE & EQUIPMENT	2,919	2,912	1,488	4,480	0	0	3,000	
001-435-431.2004 PETROLEUM PRODUCTS	717	796	540	1,000	0	0	1,000	
001-435-431.2006 CHEMICALS	805	0	0	0	0	0	0	
001-435-431.2007 JANITORIAL SUPPLIES	5,086	5,866	3,441	5,800	0	0	5,500	
001-435-431.2008 REPAIR/MAINT. SUPPLIES	55,994	49,201	36,994	67,131	0	0	52,500	
001-435-431.2020 OTHER OPERATING SUPPLIES	30	180	80	200	0	0	200	
001-435-431.2127 UNIFORM	336	359	510	1,200	0	0	1,200	
TOTAL MATERIALS	68,174	61,522	44,158	82,139	0	0	65,700	
OTHER SERVICES & CHARGES								
001-435-431.3002 POSTAGE & FREIGHT	0	3	0	0	0	0	0	
001-435-431.3003 COMMUNICATION	0	0	0	500	0	0	500	
001-435-431.3004 NATURAL GAS	9,797	5,668	7,167	8,000	0	0	8,000	
001-435-431.3006 EDUCATION & TRAVEL	34	205	746	550	0	0	550	
001-435-431.3008 ADVERTISING & PRINTING	0	269	0	400	0	0	100	
001-435-431.3010 PROFESSIONAL SERVICES	16,794	0	0	3,900	0	0	3,900	
001-435-431.3012 MAINT/SERVICE CONTRACTS	2,497	2,168	2,621	5,000	0	0	17,000	
001-435-431.3016 COMPUTER	0	0	0	800	0	0	800	
001-435-431.3020 MISC. SERVICES & CHARGES	0	218	50	250	0	0	250	
TOTAL OTHER SERVICES & CHARGES	29,124	8,531	10,585	19,400	0	0	31,100	
TOTAL FACILITIES	303,185	305,679	292,464	372,403	0	0	387,195	

CITY OF MIAMI
 PROPOSED BUDGET WORKSHEET
 AS OF: JULY 31ST, 2026

001-GENERAL FUND
 PUBLIC WORKS
 SPORTS ACTIVITES

EXPENDITURES	(----- 2025-2026 -----)				(----- 2026-2027 -----)			
	2022-2023 ACTUAL	2023-2024 ACTUAL	2024-2025 ACTUAL	CURRENT BUDGET	Y-T-D ACTUAL	PROJECTED YEAR END	REQUESTED BUDGET	PROPOSED BUDGET
PERSONNEL SERVICES								
001-436-431.1011 SALARIES & WAGES	92,342	95,890	86,575	115,107	0	0	123,022	_____
001-436-431.1012 OVERTIME	361	707	40	5,000	0	0	5,000	_____
001-436-431.1015 BUY BACK	0	0	0	1,400	0	0	789	_____
001-436-431.1016 PART-TIME	7,500	13,501	9,805	16,510	0	0	16,510	_____
001-436-431.1018 HOLIDAY BONUS	440	666	444	751	0	0	751	_____
001-436-431.1020 FICA	6,006	6,656	6,142	8,724	0	0	9,264	_____
001-436-431.1021 RETIREMENT (CITY)	12,067	12,459	11,898	16,469	0	0	17,623	_____
001-436-431.1024 GROUP INSURANCE	19,540	21,396	18,650	24,021	0	0	24,052	_____
001-436-431.1025 WORKERS COMP	3,206	3,122	3,227	3,447	0	0	3,000	_____
001-436-431.1026 UNEMPLOYMENT	238	357	238	357	0	0	357	_____
001-436-431.1027 UNIFORM ALLOWANCE	480	480	560	840	0	0	840	_____
001-436-431.1030 MEDICARE	1,405	1,557	1,437	2,040	0	0	2,166	_____
001-436-431.1032 STIPEND	0	0	2,000	2,000	0	0	2,000	_____
001-436-431.1044 ON-CALL PAY	104	53	53	500	0	0	500	_____
TOTAL PERSONNEL SERVICES	143,688	156,843	141,069	197,166	0	0	205,874	_____
MATERIALS								
001-436-431.2001 OFFICE	307	236	171	150	0	0	150	_____
001-436-431.2002 TOOLS	600	1,779	1,613	1,300	0	0	1,500	_____
001-436-431.2003 VEHICLE & EQUIPMENT	6,747	8,016	4,713	6,000	0	0	6,000	_____
001-436-431.2004 PETROLEUM PRODUCTS	201	3,194	4,895	6,000	0	0	4,000	_____
001-436-431.2007 JANITORIAL SUPPLIES	683	498	985	1,200	0	0	1,000	_____
001-436-431.2008 REPAIR/MAINT. SUPPLIES	25,435	27,700	24,869	27,000	0	0	29,000	_____
001-436-431.2018 CONCESSIONS/MERCHANDISE	4,486	8,190	6,399	5,500	0	0	6,500	_____
001-436-431.2020 OTHER OPERATING SUPPLIES	133	98	60	150	0	0	150	_____
001-436-431.2032 BBQ CONTEST	0	0	400	3,702	0	0	0	_____
001-436-431.2127 UNIFORM	536	183	1,255	1,200	0	0	1,200	_____
TOTAL MATERIALS	39,128	49,894	45,361	52,202	0	0	49,500	_____
OTHER SERVICES & CHARGES								
001-436-431.3001 RENTAL	765	229	2,372	400	0	0	400	_____
001-436-431.3002 POSTAGE & FREIGHT	0	0	0	100	0	0	100	_____
001-436-431.3003 COMMUNICATION	1,387	1,130	1,043	1,075	0	0	1,075	_____
001-436-431.3006 EDUCATION & TRAVEL	129	60	1,046	500	0	0	500	_____
001-436-431.3007 DUES & SUBSCRIPTIONS	0	1,749	1,948	4,000	0	0	4,000	_____
001-436-431.3008 ADVERTISING & PRINTING	0	0	64	100	0	0	100	_____
001-436-431.3010 PROFESSIONAL SERVICES	0	6,900	0	0	0	0	0	_____
001-436-431.3012 MAINT/SERVICE CONTRACTS	0	419	492	600	0	0	420	_____
001-436-431.3016 COMPUTER	0	0	0	1,220	0	0	0	_____
001-436-431.3020 MISC. SERVICES & CHARGES	663	212	222	300	0	0	300	_____
001-436-431.3097 EVENTS/MARKETING	37,780	34,812	26,503	39,698	0	0	40,000	_____
TOTAL OTHER SERVICES & CHARGES	40,723	45,513	33,690	47,993	0	0	46,895	_____
TOTAL SPORTS ACTIVITES	223,540	252,250	220,119	297,361	0	0	302,269	_____

CITY OF MIAMI
 PROPOSED BUDGET WORKSHEET
 AS OF: JULY 31ST, 2026

001-GENERAL FUND
 PUBLIC WORKS
 SWIMMING POOL

EXPENDITURES			2025-2026			2026-2027		
	2022-2023 ACTUAL	2023-2024 ACTUAL	2024-2025 ACTUAL	CURRENT BUDGET	Y-T-D ACTUAL	PROJECTED YEAR END	REQUESTED BUDGET	PROPOSED BUDGET
PERSONNEL SERVICES								
001-437-431.1016 PART-TIME	63,092	70,163	62,464	103,882	0	0	103,882	
001-437-431.1020 FICA	3,976	4,542	3,887	6,588	0	0	6,588	
001-437-431.1025 WORKERS COMP	3,456	3,238	2,700	2,700	0	0	2,245	
001-437-431.1030 MEDICARE	930	1,062	909	1,541	0	0	1,541	
001-437-431.1032 STIPEND	0	2,000	0	2,000	0	0	2,000	
001-437-431.1045 PHONE STIPEND	75	92	121	375	0	0	375	
TOTAL PERSONNEL SERVICES	71,528	81,098	70,082	117,086	0	0	116,630	
MATERIALS								
001-437-431.2001 OFFICE	332	56	142	200	0	0	170	
001-437-431.2006 CHEMICALS	32,059	27,992	30,466	19,000	0	0	20,000	
001-437-431.2007 JANITORIAL SUPPLIES	824	645	1,100	1,270	0	0	800	
001-437-431.2008 REPAIR/MAINT. SUPPLIES	29,135	9,467	11,636	19,500	0	0	17,500	
001-437-431.2018 CONCESSION GOODS	12,531	7,670	6,522	8,500	0	0	10,500	
001-437-431.2127 UNIFORM	3,086	1,246	1,586	3,000	0	0	2,500	
TOTAL MATERIALS	77,967	47,076	51,451	51,470	0	0	51,470	
OTHER SERVICES & CHARGES								
001-437-431.3003 COMMUNICATION	1,070	1,092	1,143	1,360	0	0	1,360	
001-437-431.3006 EDUCATION & TRAVEL	2,284	2,387	1,122	1,750	0	0	1,750	
001-437-431.3008 ADVERTISING & PRINTING	0	0	0	70	0	0	70	
001-437-431.3010 PROFESSIONAL SERVICES	25,000	6,440	22,154	25,000	0	0	0	
001-437-431.3011 SPECIAL CONTRACTS	0	0	0	0	0	0	0	
001-437-431.3012 MAINT/SERVICE CONTRACTS	1,195	1,104	959	1,240	0	0	1,240	
001-437-431.3020 MISC. SERVICES & CHARGES	30	0	0	630	0	0	630	
TOTAL OTHER SERVICES & CHARGES	29,580	11,024	25,379	30,050	0	0	5,050	
TOTAL SWIMMING POOL	179,075	139,198	146,912	198,606	0	0	173,150	

CITY OF MIAMI
 PROPOSED BUDGET WORKSHEET
 AS OF: JULY 31ST, 2026

001-GENERAL FUND
 PUBLIC WORKS
 ANIMAL CONTROL

EXPENDITURES	2022-2023			2025-2026			2026-2027	
	ACTUAL	ACTUAL	ACTUAL	CURRENT BUDGET	Y-T-D ACTUAL	PROJECTED YEAR END	REQUESTED BUDGET	PROPOSED BUDGET
PERSONNEL SERVICES								
001-438-431.1011 SALARIES & WAGES	96,667	108,235	115,696	98,806	0	0	95,183	
001-438-431.1012 OVERTIME	1,166	1,226	853	2,000	0	0	2,000	
001-438-431.1014 HOLIDAY PAY	0	0	0	2,467	0	0	2,600	
001-438-431.1015 BUY BACK	0	0	176	1,820	0	0	1,380	
001-438-431.1016 PART-TIME	0	10,069	0	36,557	0	0	35,828	
001-438-431.1017 DOUBLETIME	61	64	0	1,500	0	0	1,500	
001-438-431.1018 HOLIDAY BONUS	556	870	723	871	0	0	741	
001-438-431.1020 FICA	5,763	7,162	6,955	9,136	0	0	8,822	
001-438-431.1021 RETIREMENT (CITY)	11,904	14,832	15,913	17,216	0	0	14,085	
001-438-431.1024 GROUP INSURANCE	16,408	22,799	24,873	24,032	0	0	16,088	
001-438-431.1025 WORKERS COMP	1,432	1,578	1,469	1,516	0	0	1,232	
001-438-431.1026 UNEMPLOYMENT	357	476	357	476	0	0	476	
001-438-431.1027 UNIFORM ALLOWANCE	480	720	840	840	0	0	560	
001-438-431.1030 MEDICARE	1,348	1,675	1,626	2,137	0	0	2,063	
001-438-431.1044 ON-CALL PAY	1,560	1,949	1,714	2,500	0	0	2,500	
TOTAL PERSONNEL SERVICES	137,701	171,657	171,194	201,876	0	0	185,057	
MATERIALS								
001-438-431.2001 OFFICE	663	757	887	850	0	0	850	
001-438-431.2002 TOOLS	581	1,595	801	490	0	0	890	
001-438-431.2003 VEHICLE & EQUIPMENT	238	278	2,075	800	0	0	800	
001-438-431.2004 PETROLEUM PRODUCTS	876	658	1,150	1,100	0	0	1,100	
001-438-431.2007 JANITORIAL SUPPLIES	2,410	1,882	1,180	2,200	0	0	2,200	
001-438-431.2008 REPAIR/MAINT. SUPPLIES	2,334	3,243	1,919	1,000	0	0	2,000	
001-438-431.2020 OTHER OPERATING SUPPLIES	831	478	139	800	0	0	8,000	
001-438-431.2033 ANIMAL CARE	4,481	6,308	3,381	6,243	0	0	800	
001-438-431.2034 MEDICAL SUPPLIES	9,806	7,740	10,814	8,800	0	0	10,000	
001-438-431.2110 SAFETY EQUIPMENT	665	46	164	0	0	0	800	
001-438-431.2127 UNIFORM	170	9	309	500	0	0	500	
TOTAL MATERIALS	23,054	22,993	22,817	22,783	0	0	27,940	
OTHER SERVICES & CHARGES								
001-438-431.3002 POSTAGE & FREIGHT	0	0	0	370	0	0	300	
001-438-431.3003 COMMUNICATION	985	1,130	1,043	1,044	0	0	1,044	
001-438-431.3006 EDUCATION & TRAVEL	0	891	115	1,500	0	0	1,500	
001-438-431.3007 DUES & SUBSCRIPTIONS	0	0	90	100	0	0	100	
001-438-431.3008 ADVERTISING & PRINTING	589	0	0	250	0	0	250	
001-438-431.3010 PROFESSIONAL SERVICES	6,297	9,999	12,758	14,000	0	0	12,000	
001-438-431.3012 MAINT/SERVICE CONTRACTS	0	0	93	275	0	0	275	
001-438-431.3016 COMPUTER	76	140	0	757	0	0	0	
001-438-431.3020 MISC. SERVICES & CHARGES	125	0	50	200	0	0	200	
TOTAL OTHER SERVICES & CHARGES	8,072	12,161	14,149	18,496	0	0	15,669	
TOTAL ANIMAL CONTROL	168,827	206,811	208,160	243,155	0	0	228,666	
TOTAL PUBLIC WORKS	1,965,759	2,017,686	1,923,541	2,242,241	0	0	2,229,136	

CITY OF MIAMI
 PROPOSED BUDGET WORKSHEET
 AS OF: JULY 31ST, 2026

001-GENERAL FUND
 CULTURAL & RECREATION
 PARKS

EXPENDITURES	2025-2026					2026-2027		
	2022-2023 ACTUAL	2023-2024 ACTUAL	2024-2025 ACTUAL	CURRENT BUDGET	Y-T-D ACTUAL	PROJECTED YEAR END	REQUESTED BUDGET	PROPOSED BUDGET
PERSONNEL SERVICES								
001-441-441.1011 SALARIES & WAGES	266,450	299,679	298,327	365,005	0	0	395,882	
001-441-441.1012 OVERTIME	3,793	3,910	4,206	4,000	0	0	4,000	
001-441-441.1015 BUY BACK	1,451	4,146	2,662	1,673	0	0	12,327	
001-441-441.1016 PART-TIME	5,640	15,407	23,748	36,400	0	0	36,400	
001-441-441.1017 DOUBLETIME	365	0	728	500	0	0	500	
001-441-441.1018 HOLIDAY BONUS	1,411	1,616	1,753	2,316	0	0	2,316	
001-441-441.1020 FICA	16,695	19,843	20,330	26,907	0	0	28,552	
001-441-441.1021 RETIREMENT (CITY)	36,444	41,268	41,168	52,720	0	0	56,238	
001-441-441.1024 GROUP INSURANCE	53,541	61,497	62,082	74,164	0	0	74,227	
001-441-441.1025 WORKERS COMP	9,237	9,429	9,006	9,406	0	0	7,472	
001-441-441.1026 UNEMPLOYMENT	744	982	937	1,101	0	0	1,101	
001-441-441.1027 UNIFORM ALLOWANCE	1,980	1,740	2,100	2,590	0	0	2,590	
001-441-441.1030 MEDICARE	3,904	4,640	4,754	6,293	0	0	6,677	
001-441-441.1032 STIPEND	0	1,000	1,000	2,000	0	0	2,000	
001-441-441.1044 ON-CALL PAY	1,149	1,075	740	4,500	0	0	4,500	
TOTAL PERSONNEL SERVICES	402,804	466,232	473,543	589,575	0	0	634,783	
MATERIALS								
001-441-441.2001 OFFICE	390	462	370	500	0	0	500	
001-441-441.2002 TOOLS	2,631	3,657	3,748	3,000	0	0	3,000	
001-441-441.2003 VEHICLE & EQUIPMENT	16,232	15,613	26,512	28,000	0	0	28,000	
001-441-441.2004 PETROLEUM PRODUCTS	22,585	21,267	15,984	20,000	0	0	20,000	
001-441-441.2006 CHEMICALS	6,136	0	0	4,380	0	0	4,380	
001-441-441.2007 JANITORIAL SUPPLIES	1,623	1,997	1,307	1,500	0	0	1,500	
001-441-441.2008 REPAIR/MAINT. SUPPLIES	20,425	12,471	23,586	33,650	0	0	34,150	
001-441-441.2020 OTHER OPERATING SUPPLIES	88	3,211	725	1,480	0	0	1,480	
001-441-441.2127 UNIFORM	1,799	623	1,624	2,575	0	0	2,575	
TOTAL MATERIALS	71,909	59,301	73,856	95,085	0	0	95,585	
OTHER SERVICES & CHARGES								
001-441-441.3001 RENTAL	380	347	0	500	0	0	500	
001-441-441.3002 POSTAGE & FREIGHT	0	0	1	50	0	0	50	
001-441-441.3003 COMMUNICATION	1,516	1,507	1,558	2,200	0	0	2,200	
001-441-441.3006 EDUCATION & TRAVEL	2,679	561	14,204	18,800	0	0	18,800	
001-441-441.3008 ADVERTISING & PRINTING	0	0	0	200	0	0	200	
001-441-441.3010 PROFESSIONAL SERVICES	806	0	1,502	1,900	0	0	1,900	
001-441-441.3011 SPECIAL CONTRACTS	20,000	20,000	20,000	20,000	0	0	20,000	
001-441-441.3012 MAINT/SERVICE CONTRACTS	284	106	2,689	6,000	0	0	6,000	
001-441-441.3015 LEASE PAYMENTS	0	0	0	0	0	0	0	
001-441-441.3016 COMPUTER	832	0	0	2,000	0	0	2,000	
001-441-441.3020 MISC. SERVICES & CHARGES	0	0	423	1,000	0	0	500	
TOTAL OTHER SERVICES & CHARGES	26,497	22,522	40,377	52,650	0	0	52,150	
TOTAL PARKS	501,210	548,055	587,776	737,310	0	0	782,518	

CITY OF MIAMI
 PROPOSED BUDGET WORKSHEET
 AS OF: JULY 31ST, 2026

001-GENERAL FUND
 CULTURAL & RECREATION
 LIBRARY

EXPENDITURES	2025-2026				2026-2027			
	2022-2023 ACTUAL	2023-2024 ACTUAL	2024-2025 ACTUAL	CURRENT BUDGET	Y-T-D ACTUAL	PROJECTED YEAR END	REQUESTED BUDGET	PROPOSED BUDGET
PERSONNEL SERVICES								
001-442-441.1011 SALARIES & WAGES	315,956	330,432	345,684	358,418	0	0	364,314	
001-442-441.1015 BUY BACK	27	5,753	0	1,450	0	0	0	
001-442-441.1016 PART-TIME	19,107	19,544	20,147	19,292	0	0	17,927	
001-442-441.1018 HOLIDAY BONUS	2,140	2,068	2,123	2,123	0	0	2,123	
001-442-441.1020 FICA	20,697	21,306	21,819	23,503	0	0	23,831	
001-442-441.1021 RETIREMENT (CITY)	41,027	43,697	46,107	47,793	0	0	48,574	
001-442-441.1024 GROUP INSURANCE	56,433	62,922	66,384	64,258	0	0	64,284	
001-442-441.1025 WORKERS COMP	659	607	560	566	0	0	497	
001-442-441.1026 UNEMPLOYMENT	1,190	1,071	1,071	1,071	0	0	1,071	
001-442-441.1030 MEDICARE	4,840	4,983	5,103	5,497	0	0	5,573	
TOTAL PERSONNEL SERVICES	462,077	492,383	508,997	523,971	0	0	528,194	
MATERIALS								
001-442-441.2001 OFFICE	215	969	1,726	1,900	0	0	1,850	
001-442-441.2003 VEHICLE & EQUIPMENT	35	56	160	100	0	0	450	
001-442-441.2004 PETROLEUM PRODUCTS	72	62	61	100	0	0	400	
001-442-441.2007 JANITORIAL SUPPLIES	1,101	1,900	2,225	2,524	0	0	3,700	
001-442-441.2008 REPAIR/MAINT. SUPPLIES	2,797	2,565	4,997	7,391	0	0	4,610	
001-442-441.2009 BOOKS, PUBL., PERIODICALS	33,436	34,408	34,998	33,073	0	0	34,785	
001-442-441.2020 OTHER OPERATING SUPPLIES	3,067	3,591	2,725	3,036	0	0	3,060	
TOTAL MATERIALS	40,722	43,551	46,893	48,124	0	0	48,855	
OTHER SERVICES & CHARGES								
001-442-441.3002 POSTAGE & FREIGHT	1,006	1,045	1,072	1,392	0	0	1,392	
001-442-441.3003 COMMUNICATION	2,022	2,672	2,209	1,650	0	0	1,850	
001-442-441.3006 EDUCATION & TRAVEL	1,012	4,025	869	127	0	0	900	
001-442-441.3007 DUES & SUBSCRIPTIONS	449	288	538	638	0	0	775	
001-442-441.3008 ADVERTISING & PRINTING	90	1,643	375	145	0	0	945	
001-442-441.3012 MAINT/SERVICE CONTRACTS	14,152	6,170	6,471	6,988	0	0	2,000	
001-442-441.3016 COMPUTER	0	0	0	19,777	0	0	24,250	
001-442-441.3020 MISC. SERVICES & CHARGES	967	621	621	350	0	0	450	
001-442-441.3074 ADULT PROGRAM	799	962	976	750	0	0	1,000	
001-442-441.3075 CHILDREN'S PROGRAM	1,500	1,500	798	800	0	0	800	
001-442-441.3108 TEEN PROGRAM	1,200	1,200	784	800	0	0	975	
TOTAL OTHER SERVICES & CHARGES	23,197	20,126	14,713	33,417	0	0	35,337	
TOTAL LIBRARY	525,996	556,060	570,603	605,513	0	0	612,386	
TOTAL CULTURAL & RECREATION	1,027,206	1,104,115	1,158,379	1,342,823	0	0	1,394,904	

CITY OF MIAMI
 PROPOSED BUDGET WORKSHEET
 AS OF: JULY 31ST, 2026

001-GENERAL FUND
 GEN. GOVT ADMINISTRATION
 CITY - G & A

EXPENDITURES	2022-2023				2025-2026		2026-2027	
	ACTUAL	ACTUAL	ACTUAL	CURRENT BUDGET	Y-T-D ACTUAL	PROJECTED YEAR END	REQUESTED BUDGET	PROPOSED BUDGET
PERSONNEL SERVICES								
001-462-461.1011 SALARIES & WAGES	168,835	237,875	233,008	263,217	0	0	352,071	
001-462-461.1015 BUY BACK	0	12,283	3,540	2,686	0	0	1,368	
001-462-461.1016 PART-TIME	11,448	8,628	20,899	26,988	0	0	27,794	
001-462-461.1018 HOLIDAY BONUS	864	996	870	997	0	0	1,247	
001-462-461.1019 AUTO ALLOWANCE	3,600	2,710	4,200	4,200	0	0	4,200	
001-462-461.1020 FICA	11,623	16,034	16,010	18,140	0	0	23,974	
001-462-461.1021 RETIREMENT (CITY)	23,537	32,345	31,731	35,202	0	0	47,572	
001-462-461.1024 GROUP INSURANCE	30,308	38,366	40,519	44,745	0	0	52,168	
001-462-461.1025 WORKERS COMP	361	421	415	427	0	0	494	
001-462-461.1026 UNEMPLOYMENT	417	476	476	536	0	0	655	
001-462-461.1030 MEDICARE	<u>2,718</u>	<u>3,750</u>	<u>3,745</u>	<u>4,243</u>	<u>0</u>	<u>0</u>	<u>5,607</u>	
TOTAL PERSONNEL SERVICES	253,711	353,883	355,414	401,380	0	0	517,150	
MATERIALS								
001-462-461.2001 OFFICE	9,895	1,879	2,152	4,000	0	0	4,000	
001-462-461.2003 VEHICLE & EQUIPMENT	0	0	0	0	0	0	0	
001-462-461.2004 PETROLEUM PRODUCTS	36	0	0	100	0	0	100	
001-462-461.2009 BOOKS, PUBL., PERIODICALS	<u>2,781</u>	<u>4,104</u>	<u>4,309</u>	<u>9,250</u>	<u>0</u>	<u>0</u>	<u>9,250</u>	
TOTAL MATERIALS	12,712	5,983	6,461	13,350	0	0	13,350	
OTHER SERVICES & CHARGES								
001-462-461.3002 POSTAGE & FREIGHT	1,064	1,634	2,155	1,250	0	0	2,150	
001-462-461.3003 COMMUNICATION	2,205	2,770	7,867	7,005	0	0	7,005	
001-462-461.3006 EDUCATION & TRAVEL	916	3,487	3,543	8,375	0	0	8,375	
001-462-461.3007 DUES & SUBSCRIPTIONS	19,404	8,641	20,325	28,375	0	0	28,375	
001-462-461.3008 ADVERTISING & PRINTING	5,624	879	2,025	10,180	0	0	12,180	
001-462-461.3009 INSURANCE	0	0	0	0	0	0	0	
001-462-461.3010 PROFESSIONAL SERVICES	87,563	88,691	116,161	202,000	0	0	204,700	
001-462-461.3011 SPECIAL CONTRACTS	130,966	126,185	96,000	116,000	0	0	117,000	
001-462-461.3012 MAINT/SERVICE CONTRACTS	191	1,756	1,735	2,000	0	0	500	
001-462-461.3016 COMPUTER	0	0	0	1,200	0	0	0	
001-462-461.3020 MISC. SERVICES & CHARGES	<u>15,685</u>	<u>22,919</u>	<u>32,801</u>	<u>174,793</u>	<u>0</u>	<u>0</u>	<u>303,684</u>	
TOTAL OTHER SERVICES & CHARGES	263,617	256,961	282,613	551,178	0	0	683,969	
TOTAL CITY - G & A	530,040	616,828	644,488	965,908	0	0	1,214,469	

CITY OF MIAMI
 PROPOSED BUDGET WORKSHEET
 AS OF: JULY 31ST, 2026

001-GENERAL FUND
 GEN. GOVT ADMINISTRATION
 HUMAN RESOURCES

EXPENDITURES	2022-2023			2025-2026			2026-2027	
	ACTUAL	ACTUAL	ACTUAL	CURRENT BUDGET	Y-T-D ACTUAL	PROJECTED YEAR END	REQUESTED BUDGET	PROPOSED BUDGET
PERSONNEL SERVICES								
001-464-461.1011 SALARIES & WAGES	160,655	174,925	158,065	259,939	0	0	117,722	
001-464-461.1012 OVERTIME	12	0	0	587	0	0	605	
001-464-461.1015 BUY BACK	5,839	6,559	5,971	35,646	0	0	0	
001-464-461.1018 HOLIDAY BONUS	632	751	751	1,002	0	0	501	
001-464-461.1020 FICA	9,756	10,726	9,837	18,425	0	0	7,367	
001-464-461.1021 RETIREMENT (CITY)	22,036	24,063	21,881	39,405	0	0	15,757	
001-464-461.1024 GROUP INSURANCE	20,291	24,974	21,201	24,290	0	0	16,178	
001-464-461.1025 WORKERS COMP	297	281	262	374	0	0	153	
001-464-461.1026 UNEMPLOYMENT	357	357	238	476	0	0	238	
001-464-461.1029 PRE-EMPLOY RELATED CHRGS	19,388	17,859	14,886	26,000	0	0	26,000	
001-464-461.1030 MEDICARE	<u>2,282</u>	<u>2,508</u>	<u>2,301</u>	<u>4,309</u>	<u>0</u>	<u>0</u>	<u>1,723</u>	
TOTAL PERSONNEL SERVICES	241,545	263,004	235,393	410,454	0	0	186,243	
MATERIALS								
001-464-461.2001 OFFICE	6,364	2,886	3,870	4,000	0	0	4,000	
001-464-461.2004 PETROLEUM PRODUCTS	290	189	60	150	0	0	150	
001-464-461.2009 BOOKS, PUBL., PERIODICALS	434	0	33	200	0	0	200	
001-464-461.2020 OTHER OPERATING SUPPLIES	<u>0</u>	<u>2</u>	<u>51</u>	<u>100</u>	<u>0</u>	<u>0</u>	<u>100</u>	
TOTAL MATERIALS	7,088	3,077	4,014	4,450	0	0	4,450	
OTHER SERVICES & CHARGES								
001-464-461.3002 POSTAGE & FREIGHT	238	438	463	645	0	0	645	
001-464-461.3003 COMMUNICATION	1,469	1,922	1,468	1,132	0	0	1,132	
001-464-461.3006 EDUCATION & TRAVEL	6,548	7,171	2,575	8,389	0	0	8,389	
001-464-461.3007 DUES & SUBSCRIPTIONS	691	663	479	524	0	0	524	
001-464-461.3008 ADVERTISING & PRINTING	223	106	255	500	0	0	500	
001-464-461.3010 PROFESSIONAL SERVICES	54,195	33,195	34,255	46,400	0	0	46,400	
001-464-461.3016 COMPUTER	0	0	0	12,200	0	0	12,200	
001-464-461.3020 MISC. SERVICES & CHARGES	583	171	0	200	0	0	200	
001-464-461.3076 HR EVENTS	<u>5,679</u>	<u>11,511</u>	<u>11,314</u>	<u>12,380</u>	<u>0</u>	<u>0</u>	<u>12,380</u>	
TOTAL OTHER SERVICES & CHARGES	69,628	55,178	50,809	82,370	0	0	82,370	
TOTAL HUMAN RESOURCES	318,261	321,259	290,216	497,274	0	0	273,063	
TOTAL GEN. GOVT ADMINISTRATION	848,300	938,087	934,704	1,463,181	0	0	1,487,531	

CITY OF MIAMI
 PROPOSED BUDGET WORKSHEET
 AS OF: JULY 31ST, 2026

001-GENERAL FUND

TRANSFERS

TRANSFERS

EXPENDITURES	2022-2023 ACTUAL	2023-2024 ACTUAL	2024-2025 ACTUAL	2025-2026		2026-2027		
				CURRENT BUDGET	Y-T-D ACTUAL	PROJECTED YEAR END	REQUESTED BUDGET	PROPOSED BUDGET
TRANSFERS								
001-491-491.7073 TRANSFER TO MSUA	8,669,101	8,745,567	8,781,661	8,700,000	0	0	8,800,000	
001-491-491.7079 TRANSFER TO OTHER FUNDS	83,937	208,828	50,807	70,444	0	0	56,586	
001-491-491.7101 TRANSFER TO MCVB	<u>214,791</u>	<u>162,746</u>	<u>163,705</u>	<u>130,502</u>	<u>0</u>	<u>0</u>	<u>126,933</u>	
TOTAL TRANSFERS	8,967,829	9,117,141	8,996,173	8,900,946	0	0	8,983,519	
TOTAL TRANSFERS	8,967,829	9,117,141	8,996,173	8,900,946	0	0	8,983,519	
TOTAL EXPENDITURES	<u>19,394,572</u>	<u>20,012,462</u>	<u>19,893,395</u>	<u>21,727,988</u>	<u>0</u>	<u>0</u>	<u>22,219,688</u>	
REVENUE OVER/(UNDER) EXPENDITURES	(249,163)	(928,273)	(510,941)	2,118	0	0	9,831	

CITY OF MIAMI
 PROPOSED BUDGET WORKSHEET
 AS OF: JULY 31ST, 2026

002-WORKERS COMP.

REVENUES	(----- 2025-2026 -----) (----- 2026-2027 -----)							
	2022-2023 ACTUAL	2023-2024 ACTUAL	2024-2025 ACTUAL	CURRENT BUDGET	Y-T-D ACTUAL	PROJECTED YEAR END	REQUESTED BUDGET	PROPOSED BUDGET
INTERGOVERNMENT REVENUE								
002-000-331.4000 GOVERNMENTAL	1,357	0	0	0	0	0	0	
TOTAL INTERGOVERNMENT REVENUE	1,357	0	0	0	0	0	0	
INVESTMENT EARNINGS								
002-000-361.1000 INTEREST EARNINGS	1,551	523	34,166	0	0	0	0	
TOTAL INVESTMENT EARNINGS	1,551	523	34,166	0	0	0	0	
INSURANCE PROCEEDS								
002-000-376.3000 INSURANCE RECOVERY	15,397	0	0	0	0	0	0	
TOTAL INSURANCE PROCEEDS	15,397	0	0	0	0	0	0	
MISC. REVENUE								
002-000-387.0000 PY RESERVES - CARRYOVER	0	0	0	2,404,486	0	0	2,099,806	
002-000-387.2000 OTHER	0	0	20	0	0	0	0	
TOTAL MISC. REVENUE	0	0	20	2,404,486	0	0	2,099,806	
TRANSFERS								
002-000-397.0100 FROM GENERAL FUND	203,382	201,688	205,601	209,891	0	0	178,655	
002-000-397.3000 FROM MSUA	86,256	80,426	74,250	76,531	0	0	77,095	
002-000-397.3500 FROM STORMWATER FUND	2,230	2,054	1,760	1,813	0	0	404	
002-000-397.3600 FROM PARKS & RECREATION	576	540	410	0	0	0	0	
002-000-397.4000 FROM MDRA	3,035	2,805	2,595	2,800	0	0	2,186	
002-000-397.4500 FROM AIRPORT	830	794	793	1,790	0	0	250	
002-000-397.8500 FROM MCVB	3,980	3,647	(3,786)	2,979	0	0	2,343	
002-000-397.9000 FROM SENIOR CENTER	0	0	0	0	0	0	456	
TOTAL TRANSFERS	300,289	291,953	281,623	295,803	0	0	261,389	
TOTAL REVENUES	318,594	292,476	315,809	2,700,289	0	0	2,361,195	

CITY OF MIAMI
 PROPOSED BUDGET WORKSHEET
 AS OF: JULY 31ST, 2026

002-WORKERS COMP.
 GEN. GOVT ADMINISTRATION
 GEN GOVT & ADMIN

EXPENDITURES	2022-2023	2023-2024	2024-2025	(----- 2025-2026 -----)		(----- 2026-2027 -----)		
	ACTUAL	ACTUAL	ACTUAL	CURRENT BUDGET	Y-T-D ACTUAL	PROJECTED YEAR END	REQUESTED BUDGET	PROPOSED BUDGET
<u>OTHER SERVICES & CHARGES</u>								
002-462-461.3009 INSURANCE	720	103,357	109,270	116,736	0	0	116,736	
002-462-461.3010 PROFESSIONAL SERVICES	20,919	22,948	23,829	30,000	0	0	30,000	
002-462-461.3081 REIMB. CONSOLIDATED BENEFIT	<u>25,779</u>	<u>198,091</u>	<u>133,663</u>	<u>600,000</u>	<u>0</u>	<u>0</u>	<u>600,000</u>	
TOTAL OTHER SERVICES & CHARGES	47,418	324,396	266,762	746,736	0	0	746,736	
<hr/>								
TOTAL GEN GOVT & ADMIN	47,418	324,396	266,762	746,736	0	0	746,736	
<hr/>								
TOTAL GEN. GOVT ADMINISTRATION	47,418	324,396	266,762	746,736	0	0	746,736	

CITY OF MIAMI
 PROPOSED BUDGET WORKSHEET
 AS OF: JULY 31ST, 2026

002-WORKERS COMP.

TRANSFERS

TRANSFERS

EXPENDITURES	2022-2023		2023-2024		2024-2025		2025-2026		2026-2027	
	ACTUAL	ACTUAL	ACTUAL	CURRENT BUDGET	Y-T-D ACTUAL	PROJECTED YEAR END	REQUESTED BUDGET	PROPOSED BUDGET		
TRANSFERS										
002-491-491.7071 TRANSFER TO GENERAL FUND	0	0	0	246,500	0	0	200,000			
002-491-491.7079 TRANSFER TO OTHER FUNDS	0	0	0	0	0	0	0			
002-491-491.7097 TRANSFER TO HEALTH INS FUND	0	0	0	0	0	0	0			
TOTAL TRANSFERS	0	0	0	246,500	0	0	200,000			
TOTAL TRANSFERS	0	0	0	246,500	0	0	200,000			
TOTAL TRANSFERS	0	0	0	246,500	0	0	200,000			
TOTAL EXPENDITURES	47,418	324,396	266,762	993,236	0	0	946,736			
REVENUE OVER/(UNDER) EXPENDITURES	271,176	(31,920)	49,047	1,707,053	0	0	1,414,459			

CITY OF MIAMI
 PROPOSED BUDGET WORKSHEET
 AS OF: JULY 31ST, 2026

112-FISHING LICENSE

REVENUES	2022-2023	2023-2024	2024-2025	2025-2026			2026-2027	
	ACTUAL	ACTUAL	ACTUAL	CURRENT BUDGET	Y-T-D ACTUAL	PROJECTED YEAR END	REQUESTED BUDGET	PROPOSED BUDGET
LICENSES AND FEES								
112-000-322.7000 FISHING PERMITS	0	0	0	0	0	0	0	
TOTAL LICENSES AND FEES	0	0	0	0	0	0	0	
INTERGOVERNMENT REVENUE								
112-000-331.4000 GOVERNMENTAL	5,000	1,000	(1,000)	0	0	0	0	
TOTAL INTERGOVERNMENT REVENUE	5,000	1,000	(1,000)	0	0	0	0	
INVESTMENT EARNINGS								
112-000-361.1000 INTEREST EARNINGS	0	0	0	0	0	0	0	
TOTAL INVESTMENT EARNINGS	0	0	0	0	0	0	0	
MISC. REVENUE								
112-000-387.0000 PY RESERVES - CARRYOVER	0	0	0	76,192	0	0	69,992	
112-000-387.2000 OTHER	0	0	0	0	0	0	0	
TOTAL MISC. REVENUE	0	0	0	76,192	0	0	69,992	
TOTAL REVENUES	5,000	1,000	(1,000)	76,192	0	0	69,992	

CITY OF MIAMI
 PROPOSED BUDGET WORKSHEET
 AS OF: JULY 31ST, 2026

112-FISHING LICENSE
 CULTURAL & RECREATION
 PARKS DIVISION

EXPENDITURES	2022-2023			2025-2026			2026-2027	
	ACTUAL	ACTUAL	ACTUAL	CURRENT BUDGET	Y-T-D ACTUAL	PROJECTED YEAR END	REQUESTED BUDGET	PROPOSED BUDGET
MATERIALS								
112-441-441.2007 JANITORIAL SUPPLIES	0	0	0	0	0	0	0	
112-441-441.2008 REPAIR/MAINT. SUPPLIES	1,400	8,200	7,200	76,192	0	0	69,992	
TOTAL MATERIALS	1,400	8,200	7,200	76,192	0	0	69,992	
OTHER SERVICES & CHARGES								
112-441-441.3008 ADVERTISING & PRINTING	0	0	0	0	0	0	0	
112-441-441.3020 MISC. SERVICES & CHARGES	0	0	0	0	0	0	0	
TOTAL OTHER SERVICES & CHARGES	0	0	0	0	0	0	0	
TOTAL PARKS DIVISION	1,400	8,200	7,200	76,192	0	0	69,992	
TOTAL CULTURAL & RECREATION	1,400	8,200	7,200	76,192	0	0	69,992	
TOTAL EXPENDITURES	1,400	8,200	7,200	76,192	0	0	69,992	
REVENUE OVER/ (UNDER) EXPENDITURES	3,600	(7,200)	(8,200)	0	0	0	0	

CITY OF MIAMI
 PROPOSED BUDGET WORKSHEET
 AS OF: JULY 31ST, 2026

115-STREET & ALLEY

REVENUES	(----- 2025-2026 -----) (----- 2026-2027 -----)							
	2022-2023 ACTUAL	2023-2024 ACTUAL	2024-2025 ACTUAL	CURRENT BUDGET	Y-T-D ACTUAL	PROJECTED YEAR END	REQUESTED BUDGET	PROPOSED BUDGET
TAX REVENUE								
115-000-312.1700 GAS TAX	22,806	22,812	13,540	22,000	0	0	22,000	
115-000-312.2000 COUNTY/VEHICLE LICENSE TAX	<u>104,244</u>	<u>84,693</u>	<u>91,482</u>	<u>80,000</u>	<u>0</u>	<u>0</u>	<u>82,000</u>	
TOTAL TAX REVENUE	127,050	107,505	105,022	102,000	0	0	104,000	
CHARGE FOR SERVICE								
115-000-349.3000 STREET SURFACING	<u>0</u>	<u>0</u>	<u>0</u>	<u>0</u>	<u>0</u>	<u>0</u>	<u>0</u>	
TOTAL CHARGE FOR SERVICE	0	0	0	0	0	0	0	
INVESTMENT EARNINGS								
115-000-361.1000 INTEREST EARNINGS	<u>0</u>	<u>0</u>	<u>0</u>	<u>0</u>	<u>0</u>	<u>0</u>	<u>0</u>	
TOTAL INVESTMENT EARNINGS	0	0	0	0	0	0	0	
INSURANCE PROCEEDS								
115-000-376.3000 INSURANCE RECOVERY	<u>0</u>	<u>0</u>	<u>0</u>	<u>0</u>	<u>0</u>	<u>0</u>	<u>0</u>	
TOTAL INSURANCE PROCEEDS	0	0	0	0	0	0	0	
MISC. REVENUE								
115-000-386.1000 DONATIONS/CASH GIFTS	0	0	0	0	0	0	0	
115-000-387.0000 PY RESERVES - CARRYOVER	0	0	0	213,554	0	0	77,529	
115-000-387.2000 OTHER	0	0	179	9,525	0	0	0	
115-000-387.5000 STREET REIMBURSEMENT	0	0	0	0	0	0	0	
115-000-389.4000 STREET CUT REIMB	<u>0</u>	<u>0</u>	<u>0</u>	<u>0</u>	<u>0</u>	<u>0</u>	<u>0</u>	
TOTAL MISC. REVENUE	0	0	179	223,079	0	0	77,529	
TRANSFERS								
115-000-397.0100 FROM GENERAL FUND	0	0	0	0	0	0	0	
115-000-397.3000 FROM MSUA	<u>500,000</u>	<u>500,000</u>	<u>458,333</u>	<u>500,000</u>	<u>0</u>	<u>0</u>	<u>500,000</u>	
TOTAL TRANSFERS	500,000	500,000	458,333	500,000	0	0	500,000	
TOTAL REVENUES	<u>627,050</u>	<u>607,505</u>	<u>563,535</u>	<u>825,079</u>	<u>0</u>	<u>0</u>	<u>681,529</u>	

CITY OF MIAMI
 PROPOSED BUDGET WORKSHEET
 AS OF: JULY 31ST, 2026

115-STREET & ALLEY
 PUBLIC WORKS
 STREET DIVISION

EXPENDITURES	2022-2023 ACTUAL	2023-2024 ACTUAL	2024-2025 ACTUAL	2025-2026			2026-2027	
				CURRENT BUDGET	Y-T-D ACTUAL	PROJECTED YEAR END	REQUESTED BUDGET	PROPOSED BUDGET
MATERIALS								
115-431-431.2005 STREET MATERIALS/SUPPLIES	454,097	421,799	322,757	500,000	0	0	400,000	
115-431-431.2008 REPAIR/MAINT. SUPPLIES	25,163	24,173	10,210	168,061	0	0	100,000	
115-431-431.2020 OTHER OPERATING SUPPLIES	<u>24,916</u>	<u>32,942</u>	<u>17,272</u>	<u>15,000</u>	<u>0</u>	<u>0</u>	<u>0</u>	
TOTAL MATERIALS	504,175	478,914	350,239	683,061	0	0	500,000	
OTHER SERVICES & CHARGES								
115-431-431.3001 RENTAL	4,472	1,319	0	0	0	0	10,000	
115-431-431.3010 PROFESSIONAL SERVICES	117,210	114,328	117,062	118,638	0	0	160,000	
115-431-431.3015 LEASE PAYMENTS	54,477	123,535	0	0	0	0	0	
115-431-431.3020 MISC. SERVICES & CHARGES	<u>461</u>	<u>1,262</u>	<u>480</u>	<u>245</u>	<u>0</u>	<u>0</u>	<u>1,000</u>	
TOTAL OTHER SERVICES & CHARGES	176,620	240,444	117,542	118,883	0	0	171,000	
TOTAL STREET DIVISION	680,795	719,358	467,781	801,944	0	0	671,000	
TOTAL PUBLIC WORKS	680,795	719,358	467,781	801,944	0	0	671,000	

CITY OF MIAMI
 PROPOSED BUDGET WORKSHEET
 AS OF: JULY 31ST, 2026

115-STREET & ALLEY

TRANSFERS

TRANSFERS

EXPENDITURES				2025-2026			2026-2027	
	2022-2023 ACTUAL	2023-2024 ACTUAL	2024-2025 ACTUAL	CURRENT BUDGET	Y-T-D ACTUAL	PROJECTED YEAR END	REQUESTED BUDGET	PROPOSED BUDGET
TRANSFERS								
115-491-491.7071 TRANSFER TO GENERAL FUND	0	0	0	0	0	0	0	
115-491-491.7079 TRANSFER TO OTHER FUNDS	<u>0</u>	<u>0</u>	<u>0</u>	<u>0</u>	<u>0</u>	<u>0</u>	<u>0</u>	<u>0</u>
TOTAL TRANSFERS	0	0	0	0	0	0	0	
<hr/>								
TOTAL TRANSFERS	0	0	0	0	0	0	0	
<hr/>								
TOTAL TRANSFERS	0	0	0	0	0	0	0	
<hr/>								
TOTAL EXPENDITURES	<u>680,795</u>	<u>719,358</u>	<u>467,781</u>	<u>801,944</u>	<u>0</u>	<u>0</u>	<u>671,000</u>	<u>0</u>
<hr/>								
REVENUE OVER/(UNDER) EXPENDITURES	<u>(53,745)</u>	<u>(111,853)</u>	<u>95,754</u>	<u>23,135</u>	<u>0</u>	<u>0</u>	<u>10,529</u>	<u>0</u>

CITY OF MIAMI
 PROPOSED BUDGET WORKSHEET
 AS OF: JULY 31ST, 2026

116-STREET & STADIUM BONDS

REVENUES	(----- 2025-2026 -----) (----- 2026-2027 -----)							
	2022-2023 ACTUAL	2023-2024 ACTUAL	2024-2025 ACTUAL	CURRENT BUDGET	Y-T-D ACTUAL	PROJECTED YEAR END	REQUESTED BUDGET	PROPOSED BUDGET
TAX REVENUE								
116-000-312.1000 SALES TAX	9,491	(294)	0	0	0	0	0	
TOTAL TAX REVENUE	9,491	(294)	0	0	0	0	0	
INVESTMENT EARNINGS								
116-000-361.1000 INTEREST EARNINGS/BONDS	8,791	16,307	0	0	0	0	0	
116-000-363.1000 REALIZED GAINS/LOSSES	0	0	0	0	0	0	0	
TOTAL INVESTMENT EARNINGS	8,791	16,307	0	0	0	0	0	
MISC. REVENUE								
116-000-387.0000 PY RESERVES - CARRYOVER	0	0	0	385,023	0	0	949,880	
116-000-387.2000 OTHER	0	0	1	0	0	0	0	
TOTAL MISC. REVENUE	0	0	1	385,023	0	0	949,880	
TRANSFERS								
116-000-397.3000 FROM MSUA-SALES TAX RESTRICTE	1,551,560	1,557,430	1,545,261	1,549,315	0	0	1,567,123	
TOTAL TRANSFERS	1,551,560	1,557,430	1,545,261	1,549,315	0	0	1,567,123	
TOTAL REVENUES	1,569,842	1,573,443	1,545,262	1,934,338	0	0	2,517,003	

CITY OF MIAMI
 PROPOSED BUDGET WORKSHEET
 AS OF: JULY 31ST, 2026

116-STREET & STADIUM BONDS

PUBLIC WORKS

STREET DIVISION

EXPENDITURES	2022-2023 ACTUAL	2023-2024 ACTUAL	2024-2025 ACTUAL	(----- 2025-2026 -----)			(----- 2026-2027 -----)	
				CURRENT BUDGET	Y-T-D ACTUAL	PROJECTED YEAR END	REQUESTED BUDGET	PROPOSED BUDGET
<u>MATERIALS</u>								
116-431-431.2005 STREET MATERIALS/SUPPLIES	0	0	0	0	0	0	0	_____
116-431-431.2008 REPAIR/MAINT. SUPPLIES	371,295	642,026	703,803	506,407	0	0	700,000	_____
116-431-431.2020 OTHER OPERATING SUPPLIES	<u>0</u>	<u>0</u>	<u>0</u>	<u>0</u>	<u>0</u>	<u>0</u>	<u>0</u>	=====
TOTAL MATERIALS	371,295	642,026	703,803	506,407	0	0	700,000	=====
<u>OTHER SERVICES & CHARGES</u>								
116-431-431.3001 RENTAL	0	0	0	0	0	0	0	_____
116-431-431.3010 PROFESSIONAL SERVICES	0	0	0	0	0	0	0	_____
116-431-431.3020 MISC. SERVICES & CHARGES	<u>0</u>	<u>0</u>	<u>0</u>	<u>0</u>	<u>0</u>	<u>0</u>	<u>0</u>	=====
TOTAL OTHER SERVICES & CHARGES	0	0	0	0	0	0	0	=====
TOTAL STREET DIVISION	371,295	642,026	703,803	506,407	0	0	700,000	
TOTAL PUBLIC WORKS	371,295	642,026	703,803	506,407	0	0	700,000	

CITY OF MIAMI
 PROPOSED BUDGET WORKSHEET
 AS OF: JULY 31ST, 2026

116-STREET & STADIUM BONDS
 GEN. GOVT ADMINISTRATION
 GEN. GOVT. & ADMIN

EXPENDITURES	2022-2023			2025-2026			2026-2027	
	ACTUAL	ACTUAL	ACTUAL	CURRENT BUDGET	Y-T-D ACTUAL	PROJECTED YEAR END	REQUESTED BUDGET	PROPOSED BUDGET
OTHER SERVICES & CHARGES								
116-462-461.3010 PROFESSIONAL SERVICES	600	0	0	900	0	0	1,200	
116-462-461.3020 MISC. SERVICES & CHARGES	<u>0</u>	<u>0</u>	<u>0</u>	<u>0</u>	<u>0</u>	<u>0</u>	<u>0</u>	<u></u>
TOTAL OTHER SERVICES & CHARGES	600	0	0	900	0	0	1,200	
CAPITAL IMPROVEMENT								
116-462-461.4020 IMPROVEMENTS - NOT BLDGS	<u>0</u>	<u>57,687</u>	<u>440,000</u>	<u>0</u>	<u>0</u>	<u>0</u>	<u>0</u>	<u></u>
TOTAL CAPITAL IMPROVEMENT	0	57,687	440,000	0	0	0	0	
DEBT SERVICE								
116-462-461.5004 BOND PAYMENT/PRINCIPAL	478,382	485,000	494,431	490,833	0	0	515,000	
116-462-461.5005 BOND PAYMENT/INTEREST	515,406	509,187	489,313	508,379	0	0	479,188	
116-462-461.5006 BOND PAYMENT/AGENT FEES	<u>2,250</u>	<u>4,500</u>	<u>4,500</u>	<u>4,500</u>	<u>0</u>	<u>0</u>	<u>4,500</u>	<u></u>
TOTAL DEBT SERVICE	996,037	998,688	988,244	1,003,713	0	0	998,688	
TOTAL GEN. GOVT. & ADMIN	996,637	1,056,375	1,428,244	1,004,613	0	0	999,888	
TOTAL GEN. GOVT ADMINISTRATION	996,637	1,056,375	1,428,244	1,004,613	0	0	999,888	

CITY OF MIAMI
 PROPOSED BUDGET WORKSHEET
 AS OF: JULY 31ST, 2026

116-STREET & STADIUM BONDS

TRANSFERS

TRANSFERS

EXPENDITURES

TRANSFERS

116-491-491.7000 TRANSFER OUT

TOTAL TRANSFERS

TOTAL TRANSFERS

TOTAL TRANSFERS

TOTAL EXPENDITURES

REVENUE OVER/(UNDER) EXPENDITURES

	2022-2023	2023-2024	2024-2025	(----- 2025-2026 -----)	(----- 2026-2027 -----)			
	ACTUAL	ACTUAL	ACTUAL	CURRENT BUDGET	Y-T-D ACTUAL	PROJECTED YEAR END	REQUESTED BUDGET	PROPOSED BUDGET
116-491-491.7000 TRANSFER OUT	0	0	0	0	0	0	0	0
TOTAL TRANSFERS	0	0	0	0	0	0	0	0
TOTAL TRANSFERS	0	0	0	0	0	0	0	0
TOTAL EXPENDITURES	1,367,932	1,698,401	2,132,047	1,511,020	0	0	1,699,888	
REVENUE OVER/(UNDER) EXPENDITURES	201,909	(124,958)	(586,785)	423,318	0	0	817,116	

CITY OF MIAMI
 PROPOSED BUDGET WORKSHEET
 AS OF: JULY 31ST, 2026

117-POOL IMPROVEMENTS

REVENUES	2022-2023	2023-2024	2024-2025	2025-2026			2026-2027	
	ACTUAL	ACTUAL	ACTUAL	CURRENT BUDGET	Y-T-D ACTUAL	PROJECTED YEAR END	REQUESTED BUDGET	PROPOSED BUDGET
<u>INTERGOVERNMENT REVENUE</u>								
117-000-331.4000 GOVERNMENTAL	0	0	176,669	0	0	0	0	
TOTAL INTERGOVERNMENT REVENUE	0	0	176,669	0	0	0	0	
<u>MISC. REVENUE</u>								
117-000-386.1000 DONATIONS/CASH GIFTS	0	0	0	0	0	0	0	
117-000-387.0000 PY RESERVES - CARRYOVER	0	0	0	331,381	0	0	388,634	
117-000-387.2000 OTHER	0	0	145	0	0	0	0	
TOTAL MISC. REVENUE	0	0	145	331,381	0	0	388,634	
<u>TRANSFERS</u>								
117-000-397.0100 FROM GENERAL FUND	0	0	0	0	0	0	0	
117-000-397.1000 FROM OTHER FUNDS	0	0	0	0	0	0	0	
117-000-397.2500 UTILITY/REC ASSESSMENT	61,228	61,052	61,039	61,057	0	0	61,218	
TOTAL TRANSFERS	61,228	61,052	61,039	61,057	0	0	61,218	
TOTAL REVENUES	61,228	61,052	237,854	392,438	0	0	449,852	

CITY OF MIAMI
 PROPOSED BUDGET WORKSHEET
 AS OF: JULY 31ST, 2026

117-POOL IMPROVEMENTS
 CULTURAL & RECREATION
 PARKS DIVISION

EXPENDITURES	2022-2023		2023-2024		2024-2025		2025-2026		2026-2027	
	ACTUAL	ACTUAL	ACTUAL	CURRENT BUDGET	Y-T-D ACTUAL	PROJECTED YEAR END	REQUESTED BUDGET	PROPOSED BUDGET		
MATERIALS										
117-441-441.2008 REPAIR/MAINT. SUPPLIES	0	20,867	17,859	392,438	0	0	440,000			
TOTAL MATERIALS	0	20,867	17,859	392,438	0	0	440,000			
OTHER SERVICES & CHARGES										
117-441-441.3010 PROFESSIONAL SERVICES	0	0	0	0	0	0	0			
TOTAL OTHER SERVICES & CHARGES	0	0	0	0	0	0	0			
CAPITAL IMPROVEMENT										
117-441-441.4020 IMPROVEMENTS-NOT BLDGS.	0	0	0	0	0	0	0			
TOTAL CAPITAL IMPROVEMENT	0	0	0	0	0	0	0			
TOTAL PARKS DIVISION	0	20,867	17,859	392,438	0	0	440,000			
TOTAL CULTURAL & RECREATION	0	20,867	17,859	392,438	0	0	440,000			
TOTAL TRANSFERS	0	0	0	0	0	0	0			
TOTAL EXPENDITURES	0	20,867	17,859	392,438	0	0	440,000			
REVENUE OVER/(UNDER) EXPENDITURES	61,228	40,185	219,995	0	0	0	9,852			

CITY OF MIAMI
 PROPOSED BUDGET WORKSHEET
 AS OF: JULY 31ST, 2026

118-DRUG FORFEITURES

REVENUES	2022-2023	2023-2024	2024-2025	2025-2026		2026-2027		
	ACTUAL	ACTUAL	ACTUAL	CURRENT BUDGET	Y-T-D ACTUAL	PROJECTED YEAR END	REQUESTED BUDGET	PROPOSED BUDGET
<u>INTERGOVERNMENT REVENUE</u>								
118-000-331.4000 GOVERNMENTAL	8,738	0	0	0	0	0	0	
118-000-331.4100 GOVERNMENT DRUG SEIZURES	1,483	0	0	0	0	0	0	
118-000-331.4200 ASSET FORFEITURE PROGRAM	<u>43,228</u>	<u>48,266</u>	<u>51,669</u>	<u>0</u>	<u>0</u>	<u>0</u>	<u>0</u>	
TOTAL INTERGOVERNMENT REVENUE	53,449	48,266	51,669	0	0	0	0	
<u>MISC. REVENUE</u>								
118-000-386.1000 DONATIONS/CASH GIFTS	0	0	0	0	0	0	0	
118-000-387.0000 PY RESERVES - CARRYOVER	0	0	0	117,841	0	0	44,596	
118-000-387.2000 OTHER	<u>0</u>	<u>0</u>	<u>40</u>	<u>0</u>	<u>0</u>	<u>0</u>	<u>0</u>	
TOTAL MISC. REVENUE	0	0	40	117,841	0	0	44,596	
<u>TRANSFERS</u>								
118-000-397.0100 FROM GENERAL FUND	<u>0</u>	<u>0</u>	<u>0</u>	<u>0</u>	<u>0</u>	<u>0</u>	<u>0</u>	
TOTAL TRANSFERS	0	0	0	0	0	0	0	
TOTAL REVENUES	<u>53,449</u>	<u>48,266</u>	<u>51,709</u>	<u>117,841</u>	<u>0</u>	<u>0</u>	<u>44,596</u>	

CITY OF MIAMI
 PROPOSED BUDGET WORKSHEET
 AS OF: JULY 31ST, 2026

118-DRUG FORFEITURES
 PUBLIC SAFETY
 POLICE DEPARTMENT

EXPENDITURES	2022-2023		2023-2024		2024-2025		2025-2026		2026-2027	
	ACTUAL	ACTUAL	ACTUAL	CURRENT BUDGET	Y-T-D ACTUAL	PROJECTED YEAR END	REQUESTED BUDGET	PROPOSED BUDGET		
MATERIALS										
118-421-421.2020 OTHER OPERATING SUPPLIES	0	0	0	0	0	0	0	0	0	
TOTAL MATERIALS	0	0	0	0	0	0	0	0	0	
OTHER SERVICES & CHARGES										
118-421-421.3006 EDUCATION & TRAVEL	0	0	0	0	0	0	0	0	0	
118-421-421.3020 MISC. SERVICES & CHARGES	3,163	0	0	0	0	0	0	0	0	
118-421-421.3226 GOV DRUG SEIZURE	0	4,199	205	28,174	0	0	0	0	0	
118-421-421.3227 ASSET FORFEITURE PROGRAM	0	42,751	662	89,666	0	0	0	0	0	
TOTAL OTHER SERVICES & CHARGES	3,163	46,950	867	117,840	0	0	0	0	0	
CAPITAL IMPROVEMENT										
118-421-421.4040 MOTOR VEHICLES	0	0	0	0	0	0	0	0	0	
TOTAL CAPITAL IMPROVEMENT	0	0	0	0	0	0	0	0	0	
TOTAL POLICE DEPARTMENT	3,163	46,950	867	117,840	0	0	0	0	0	
TOTAL PUBLIC SAFETY	3,163	46,950	867	117,840	0	0	0	0	0	
TOTAL EXPENDITURES	3,163	46,950	867	117,840	0	0	0	0	0	
REVENUE OVER/ (UNDER) EXPENDITURES	50,286	1,317	50,842	1	0	0	44,596			

CITY OF MIAMI
 PROPOSED BUDGET WORKSHEET
 AS OF: JULY 31ST, 2026

120-PARKS & RECREATION

REVENUES			(----- 2025-2026 -----)			(----- 2026-2027 -----)		
	2022-2023 ACTUAL	2023-2024 ACTUAL	2024-2025 ACTUAL	CURRENT BUDGET	Y-T-D ACTUAL	PROJECTED YEAR END	REQUESTED BUDGET	PROPOSED BUDGET
LICENSES AND FEES								
120-000-326.2000 USE FEES	0	0	0	0	0	0	0	
TOTAL LICENSES AND FEES	0	0	0	0	0	0	0	
CHARGE FOR SERVICE								
120-000-349.5000 JOE POLLOCK FIELD RENTAL	0	0	0	6,000	0	0	6,000	
120-000-349.9000 CONCESSIONS	0	0	0	0	0	0	0	
TOTAL CHARGE FOR SERVICE	0	0	0	6,000	0	0	6,000	
MISC. REVENUE								
120-000-386.1000 DONATIONS	0	0	0	4,800	0	0	0	
120-000-387.0000 PY RESERVES - CARRYOVER	0	0	0	112,692	0	0	127,369	
120-000-387.0100 PY RESERVES - CARRYOVER MSRP	0	0	0	0	0	0	0	
120-000-387.2000 OTHER	0	0	91	0	0	0	0	
120-000-389.6000 RETURNED CHECK FEE	0	0	0	0	0	0	0	
120-000-389.7000 MCVB PROGRAM REVENUES	0	0	0	0	0	0	0	
TOTAL MISC. REVENUE	0	0	91	117,492	0	0	127,369	
TRANSFERS								
120-000-397.0100 FROM GENERAL FUND	0	0	0	0	0	0	0	
120-000-397.2500 UTILITY/REC ASSESSMENT	54,296	54,141	54,129	54,145	0	0	54,287	
TOTAL TRANSFERS	54,296	54,141	54,129	54,145	0	0	54,287	
TOTAL REVENUES	54,296	54,141	54,220	177,637	0	0	187,656	

CITY OF MIAMI
 PROPOSED BUDGET WORKSHEET
 AS OF: JULY 31ST, 2026

120-PARKS & RECREATION
 CULTURAL & RECREATION
 PARKS DIVISION

EXPENDITURES	2022-2023		2023-2024		2024-2025		2025-2026		2026-2027	
	ACTUAL	ACTUAL	ACTUAL	CURRENT BUDGET	Y-T-D ACTUAL	PROJECTED YEAR END	REQUESTED BUDGET	PROPOSED BUDGET		
PERSONNEL SERVICES										
120-441-441.1016 PART-TIME	12,902	13,472	2,254	0	0	0	0			
120-441-441.1020 FICA	889	808	140	0	0	0	0			
120-441-441.1025 WORKERS COMP	576	540	410	0	0	0	0			
120-441-441.1030 MEDICARE	208	189	33	0	0	0	0			
120-441-441.1032 STIPEND	0	0	0	0	0	0	0			
120-441-441.1045 PHONE STIPEND	150	0	0	0	0	0	0			
TOTAL PERSONNEL SERVICES	14,725	15,008	2,836	0	0	0	0			
MATERIALS										
120-441-441.2002 TOOLS	0	0	0	0	0	0	0			
120-441-441.2008 REPAIR/MAINT. SUPPLIES	29,105	0	0	10,800	0	0	0			
120-441-441.2127 UNIFORM	1,924	1,244	0	0	0	0	0			
120-441-441.2180 SUMMER ACTIVITIES	2,272	4,158	0	0	0	0	0			
TOTAL MATERIALS	33,300	5,402	0	10,800	0	0	0			
OTHER SERVICES & CHARGES										
120-441-441.3003 COMMUNICATION	0	0	0	0	0	0	0			
120-441-441.3008 ADVERTISING & PRINTING	258	40	0	0	0	0	0			
120-441-441.3010 PROFESSIONAL SERVICES	0	0	0	5,000	0	0	0			
120-441-441.3011 SPECIAL CONTRACTS	1,722	1,456	50,000	50,000	0	0	50,000			
120-441-441.3020 MISC. SERVICES & CHARGES	0	0	0	0	0	0	0			
120-441-441.3100 JOE POLLOCK FIELD	0	0	0	0	0	0	0			
TOTAL OTHER SERVICES & CHARGES	1,980	1,496	50,000	55,000	0	0	50,000			
CAPITAL IMPROVEMENT										
120-441-441.4010 BUILDINGS	0	0	152,850	0	0	0	0			
120-441-441.4020 IMPROVEMENTS-NOT BLDGS.	65,800	0	0	0	0	0	0			
TOTAL CAPITAL IMPROVEMENT	65,800	0	152,850	0	0	0	0			
TOTAL PARKS DIVISION	115,806	21,906	205,686	65,800	0	0	50,000			
TOTAL CULTURAL & RECREATION	115,806	21,906	205,686	65,800	0	0	50,000			

CITY OF MIAMI
 PROPOSED BUDGET WORKSHEET
 AS OF: JULY 31ST, 2026

120-PARKS & RECREATION

TRANSFERS

TRANSFERS

EXPENDITURES

TRANSFERS

120-491-491.7079 TRANSFER TO OTHER FUNDS

TOTAL TRANSFERS

TOTAL TRANSFERS

TOTAL TRANSFERS

TOTAL EXPENDITURES

REVENUE OVER/(UNDER) EXPENDITURES

	2022-2023	2023-2024	2024-2025	(----- 2025-2026 -----)	(----- 2026-2027 -----)			
	ACTUAL	ACTUAL	ACTUAL	CURRENT BUDGET	Y-T-D ACTUAL	PROJECTED YEAR END	REQUESTED BUDGET	PROPOSED BUDGET
120-491-491.7079 TRANSFER TO OTHER FUNDS	0	0	0	0	0	0	0	0
TOTAL TRANSFERS	0	0	0	0	0	0	0	0
TOTAL TRANSFERS	0	0	0	0	0	0	0	0
TOTAL EXPENDITURES	115,806	21,906	205,686	65,800	0	0	50,000	
REVENUE OVER/(UNDER) EXPENDITURES	(61,510)	32,235	(151,467)	111,837	0	0	137,656	

CITY OF MIAMI
 PROPOSED BUDGET WORKSHEET
 AS OF: JULY 31ST, 2026

191-HEALTH INSURANCE FUND

REVENUES	2022-2023		2023-2024		2024-2025		2025-2026		2026-2027
	ACTUAL	ACTUAL	ACTUAL	CURRENT BUDGET	Y-T-D ACTUAL	PROJECTED YEAR END	REQUESTED BUDGET	PROPOSED BUDGET	
INTERGOVERNMENT REVENUE									
191-000-336.2000 OTHER	0	0	8	0	0	0	0	0	
191-000-336.4000 INSURANCE RECOVERY	112,252	160,370	81,764	0	0	0	0	0	
TOTAL INTERGOVERNMENT REVENUE	112,252	160,370	81,772	0	0	0	0	0	
MISC. REVENUE									
191-000-385.1000 EE CONTRIBUTION/CITY	156,496	151,958	143,616	75,713	0	0	72,236		
191-000-385.1200 EE CONTRIBUTION/MSUA	61,875	55,225	70,218	40,685	0	0	39,271		
191-000-385.1500 EE CONTRIBUTION/AIRPORT	25	35	280	930	0	0	0		
191-000-385.1600 EE CONTRIBUTION/MDRA	207	328	243	218	0	0	250		
191-000-385.1700 EE CONTRIBUTION/STORMWATER	632	3,673	48	48	0	0	48		
191-000-385.1800 EE CONTRIBUTION/PARKS & REC	0	29	0	0	0	0	0		
191-000-385.1950 EE CONTRIBUTION/MCVB	3,821	2,023	1,998	1,949	0	0	1,925		
191-000-385.3000 CONTRIBUTION/RETIRES	15,481	17,882	24,174	25,046	0	0	35,010		
191-000-387.0000 PY RESERVES - CARRYOVER	0	0	0	289,677	0	0	524,527		
191-000-387.2000 OTHER	0	0	0	0	0	0	0		
TOTAL MISC. REVENUE	238,537	231,152	240,577	434,267	0	0	673,267		
TRANSFERS									
191-000-397.0100 FROM GENERAL FUND	894,128	1,099,184	985,083	1,052,057	0	0	1,029,748		
191-000-397.3000 FROM MSUA	425,580	477,889	485,257	540,440	0	0	565,243		
191-000-397.3500 FROM STORMWATER FUND	5,272	8,316	8,319	8,072	0	0	4,056		
191-000-397.4000 FROM MDRA	7,609	12,458	10,661	12,077	0	0	12,086		
191-000-397.4500 FROM AIRPORT	768	953	1,054	4,056	0	0	0		
191-000-397.5500 FROM SENIOR CENTER	0	0	32	0	0	0	2,096		
191-000-397.8500 FROM MCVB	18,362	22,824	23,270	20,161	0	0	20,175		
TOTAL TRANSFERS	1,351,719	1,621,624	1,513,677	1,636,864	0	0	1,633,405		
TOTAL REVENUES	1,702,508	2,013,146	1,836,026	2,071,130	0	0	2,306,672		

CITY OF MIAMI
 PROPOSED BUDGET WORKSHEET
 AS OF: JULY 31ST, 2026

191-HEALTH INSURANCE FUND
 GEN. GOVT ADMINISTRATION
 GENERAL GOV. & ADM.

EXPENDITURES	2022-2023	2023-2024	2024-2025	2025-2026			2026-2027	
	ACTUAL	ACTUAL	ACTUAL	CURRENT BUDGET	Y-T-D ACTUAL	PROJECTED YEAR END	REQUESTED BUDGET	PROPOSED BUDGET
<u>OTHER SERVICES & CHARGES</u>								
191-462-461.3010 PROFESSIONAL SERVICES	445,264	492,752	467,519	483,685	0	0	507,000	
191-462-461.3028 MEDICAL CLAIMS	<u>1,453,353</u>	<u>1,490,891</u>	<u>1,109,847</u>	<u>1,300,000</u>	<u>0</u>	<u>0</u>	<u>1,600,000</u>	
TOTAL OTHER SERVICES & CHARGES	1,898,617	1,983,643	1,577,366	1,783,685	0	0	2,107,000	
TOTAL GENERAL GOV. & ADM.	1,898,617	1,983,643	1,577,366	1,783,685	0	0	2,107,000	
TOTAL GEN. GOVT ADMINISTRATION	1,898,617	1,983,643	1,577,366	1,783,685	0	0	2,107,000	
TOTAL EXPENDITURES	<u>1,898,617</u>	<u>1,983,643</u>	<u>1,577,366</u>	<u>1,783,685</u>	<u>0</u>	<u>0</u>	<u>2,107,000</u>	
REVENUE OVER/(UNDER) EXPENDITURES	<u>(196,109)</u>	<u>29,503</u>	<u>258,661</u>	<u>287,446</u>	<u>0</u>	<u>0</u>	<u>199,672</u>	

CITY OF MIAMI
 PROPOSED BUDGET WORKSHEET
 AS OF: JULY 31ST, 2026

231-CAPITAL IMPROVEMENT

REVENUES	2022-2023 ACTUAL	2023-2024 ACTUAL	2024-2025 ACTUAL	2025-2026			2026-2027	
				CURRENT BUDGET	Y-T-D ACTUAL	PROJECTED YEAR END	REQUESTED BUDGET	PROPOSED BUDGET
<u>TAX REVENUE</u>								
231-000-312.1500 USE TAX	847,164	900,140	1,123,884	1,050,000	0	0	1,100,000	
TOTAL TAX REVENUE	847,164	900,140	1,123,884	1,050,000	0	0	1,100,000	
<u>INTERGOVERNMENT REVENUE</u>								
231-000-331.4000 GOVERNMENTAL	0	0	0	0	0	0	0	
TOTAL INTERGOVERNMENT REVENUE	0	0	0	0	0	0	0	
<u>INVESTMENT EARNINGS</u>								
231-000-362.2000 USE TAX INTEREST	836	1,545	1,848	0	0	0	0	
TOTAL INVESTMENT EARNINGS	836	1,545	1,848	0	0	0	0	
<u>INSURANCE PROCEEDS</u>								
231-000-376.3000 INSURANCE RECOVERY	0	533,475	0	0	0	0	0	
TOTAL INSURANCE PROCEEDS	0	533,475	0	0	0	0	0	
<u>MISC. REVENUE</u>								
231-000-386.1000 DONATIONS	0	0	0	0	0	0	0	
231-000-387.0000 PY RESERVES - CARRYOVER	0	0	0	549,070	0	0	216,188	
231-000-387.2000 OTHER	159,714	3,586	418	0	0	0	0	
TOTAL MISC. REVENUE	159,714	3,586	418	549,070	0	0	216,188	
<u>TRANSFERS</u>								
231-000-397.0100 FROM GENERAL FUND	73,312	0	0	0	0	0	0	
231-000-397.1000 FROM OTHER FUNDS	3,700	0	0	204	0	0	0	
231-000-397.3000 FROM MSUA	0	0	0	0	0	0	0	
231-000-397.4500 FROM AIRPORT	0	0	0	0	0	0	0	
231-000-397.8500 FROM RAINY DAY FUND	0	0	0	0	0	0	0	
TOTAL TRANSFERS	77,012	0	0	204	0	0	0	
TOTAL REVENUES	1,084,726	1,438,745	1,126,149	1,599,274	0	0	1,316,188	

CITY OF MIAMI
 PROPOSED BUDGET WORKSHEET
 AS OF: JULY 31ST, 2026

231-CAPITAL IMPROVEMENT
 PUBLIC SAFETY
 POLICE DEPARTMENT

EXPENDITURES	(----- 2025-2026 -----) (----- 2026-2027 -----)							
	2022-2023 ACTUAL	2023-2024 ACTUAL	2024-2025 ACTUAL	CURRENT BUDGET	Y-T-D ACTUAL	PROJECTED YEAR END	REQUESTED BUDGET	PROPOSED BUDGET
OTHER SERVICES & CHARGES								
231-421-421.3015 LEASE PAYMENTS	<u>0</u>	<u>0</u>	<u>175,938</u>	<u>184,162</u>	<u>0</u>	<u>0</u>	<u>87,869</u>	<u> </u>
TOTAL OTHER SERVICES & CHARGES	0	0	175,938	184,162	0	0	87,869	
CAPITAL IMPROVEMENT								
231-421-421.4020 IMPROVEMENTS-NOT BLDGS	0	0	0	0	0	0	0	<u> </u>
231-421-421.4030 OFFICE EQUIPMENT	0	0	0	0	0	0	0	<u> </u>
231-421-421.4040 MOTOR VEHICLES	29,617	17,819	14,738	35,629	0	0	130,000	<u> </u>
231-421-421.4050 OTHER MACHINERY & EQUIP.	<u>69,617</u>	<u>64,045</u>	<u>2,757</u>	<u>139,880</u>	<u>0</u>	<u>0</u>	<u>19,998</u>	<u> </u>
TOTAL CAPITAL IMPROVEMENT	99,234	81,863	17,494	175,509	0	0	149,998	
TOTAL POLICE DEPARTMENT	99,234	81,863	193,432	359,671	0	0	237,867	

CITY OF MIAMI
 PROPOSED BUDGET WORKSHEET
 AS OF: JULY 31ST, 2026

231-CAPITAL IMPROVEMENT
 PUBLIC SAFETY
 FIRE DEPARTMENT

EXPENDITURES	2022-2023 ACTUAL	2023-2024 ACTUAL	2024-2025 ACTUAL	(----- 2025-2026 -----)			(----- 2026-2027 -----)	
				CURRENT BUDGET	Y-T-D ACTUAL	PROJECTED YEAR END	REQUESTED BUDGET	PROPOSED BUDGET
<u>OTHER SERVICES & CHARGES</u>								
231-422-421.3015 LEASE PAYMENTS	0	0	137,807	266,002	0	0	259,451	
TOTAL OTHER SERVICES & CHARGES	0	0	137,807	266,002	0	0	259,451	
<u>CAPITAL IMPROVEMENT</u>								
231-422-421.4010 BUILDINGS	0	0	32,000	15,000	0	0	0	
231-422-421.4020 IMPROVEMENTS-NOT BLDGS	0	0	0	0	0	0	0	
231-422-421.4040 MOTOR VEHICLES	0	15,543	87,219	0	0	0	0	
231-422-421.4050 OTHER MACHINERY & EQUIPMENT	0	14,756	0	30,878	0	0	15,000	
TOTAL CAPITAL IMPROVEMENT	0	30,299	119,219	45,878	0	0	15,000	
TOTAL FIRE DEPARTMENT	0	30,299	257,027	311,880	0	0	274,451	

CITY OF MIAMI
 PROPOSED BUDGET WORKSHEET
 AS OF: JULY 31ST, 2026

231-CAPITAL IMPROVEMENT
 PUBLIC SAFETY
 EMERGENCY MANAGEMENT

EXPENDITURES	2022-2023		2023-2024		2024-2025		2025-2026		2026-2027
	ACTUAL	ACTUAL	ACTUAL	CURRENT BUDGET	Y-T-D ACTUAL	PROJECTED YEAR END	REQUESTED BUDGET	PROPOSED BUDGET	
<u>CAPITAL IMPROVEMENT</u>									
231-424-421.4040 MOTOR VEHICLES	0	0	0	0	0	0	0	0	
231-424-421.4050 OTHER MACHINERY & EQUIPMENT	0	0	0	25,000	0	0	0	0	
TOTAL CAPITAL IMPROVEMENT	0	0	0	25,000	0	0	0	0	
TOTAL EMERGENCY MANAGEMENT	0	0	0	25,000	0	0	0	0	

CITY OF MIAMI
 PROPOSED BUDGET WORKSHEET
 AS OF: JULY 31ST, 2026

231-CAPITAL IMPROVEMENT
 PUBLIC SAFETY
 TELECOMMUNICATIONS

EXPENDITURES	2022-2023 ACTUAL	2023-2024 ACTUAL	2024-2025 ACTUAL	(----- 2025-2026 -----)			(----- 2026-2027 -----)	
				CURRENT BUDGET	Y-T-D ACTUAL	PROJECTED YEAR END	REQUESTED BUDGET	PROPOSED BUDGET
<u>CAPITAL IMPROVEMENT</u>								
231-426-421.4050 OTHER MACHINERY & EQUIPMENT	0	8,278	0	0	0	0	0	0
TOTAL CAPITAL IMPROVEMENT	0	8,278	0	0	0	0	0	0
<hr/>								
TOTAL TELECOMMUNICATIONS	0	8,278	0	0	0	0	0	0

CITY OF MIAMI
 PROPOSED BUDGET WORKSHEET
 AS OF: JULY 31ST, 2026

231-CAPITAL IMPROVEMENT
 PUBLIC SAFETY
 CODE COMPLIANCE

EXPENDITURES	2022-2023 ACTUAL	2023-2024 ACTUAL	2024-2025 ACTUAL	2025-2026			2026-2027	
				CURRENT BUDGET	Y-T-D ACTUAL	PROJECTED YEAR END	REQUESTED BUDGET	PROPOSED BUDGET
OTHER SERVICES & CHARGES								
231-427-421.3015 LEASE PAYMENTS	0	0	12,172	5,618	0	0	0	
TOTAL OTHER SERVICES & CHARGES	0	0	12,172	5,618	0	0	0	
CAPITAL IMPROVEMENT								
231-427-421.4040 MOTOR VEHICLES	6,554	0	0	0	0	0	0	
TOTAL CAPITAL IMPROVEMENT	6,554	0	0	0	0	0	0	
TOTAL CODE COMPLIANCE	6,554	0	12,172	5,618	0	0	0	
TOTAL PUBLIC SAFETY	105,787	120,441	462,630	702,168	0	0	512,318	

CITY OF MIAMI
 PROPOSED BUDGET WORKSHEET
 AS OF: JULY 31ST, 2026

231-CAPITAL IMPROVEMENT
 PUBLIC WORKS
 STREET DIVISION

EXPENDITURES	2022-2023 ACTUAL	2023-2024 ACTUAL	2024-2025 ACTUAL	(----- 2025-2026 -----)			(----- 2026-2027 -----)	
				CURRENT BUDGET	Y-T-D ACTUAL	PROJECTED YEAR END	REQUESTED BUDGET	PROPOSED BUDGET
OTHER SERVICES & CHARGES								
231-431-431.3015 LEASE PAYMENTS	<u>0</u>	<u>0</u>	<u>234,032</u>	<u>126,020</u>	<u>0</u>	<u>0</u>	<u>90,907</u>	<u> </u>
TOTAL OTHER SERVICES & CHARGES	0	0	234,032	126,020	0	0	90,907	
CAPITAL IMPROVEMENT								
231-431-431.4010 BUILDINGS	82,065	9,341	0	35,000	0	0	0	
231-431-431.4020 IMPROVEMENTS-NOT BLDGS	0	0	0	0	0	0	0	
231-431-431.4040 MOTOR VEHICLES	36,070	15,018	0	0	0	0	0	
231-431-431.4050 OTHER MACHINERY & EQUIPMENT	41,942	37,948	166,638	0	0	0	92,000	
231-431-431.4060 INFRASTRUCTURE	<u>0</u>	<u>0</u>	<u>43,107</u>	<u>0</u>	<u>0</u>	<u>0</u>	<u>0</u>	<u> </u>
TOTAL CAPITAL IMPROVEMENT	160,077	62,307	209,744	35,000	0	0	92,000	
TOTAL STREET DIVISION	160,077	62,307	443,777	161,020	0	0	182,907	

CITY OF MIAMI
 PROPOSED BUDGET WORKSHEET
 AS OF: JULY 31ST, 2026

231-CAPITAL IMPROVEMENT
 PUBLIC WORKS
 CEMETERY

EXPENDITURES	2022-2023		2023-2024		2024-2025		2025-2026		2026-2027	
	ACTUAL	ACTUAL	ACTUAL	CURRENT BUDGET	Y-T-D ACTUAL	PROJECTED YEAR END	REQUESTED BUDGET	PROPOSED BUDGET		
OTHER SERVICES & CHARGES										
231-433-431.3015 LEASE PAYMENTS	0	0	15,668	14,463	0	0	14,463			
TOTAL OTHER SERVICES & CHARGES	0	0	15,668	14,463	0	0	14,463			
CAPITAL IMPROVEMENT										
231-433-431.4010 BUILDINGS	0	0	8,074	10,018	0	0	0			
231-433-431.4020 IMPROVEMENTS-NOT BLDGS	0	18,531	0	0	0	0	0			
231-433-431.4040 MOTOR VEHICLES	0	0	16,000	0	0	0	0			
231-433-431.4050 OTHER MACHINERY & EQUIPMENT	8,437	0	0	0	0	0	0			
231-433-431.4060 INFRASTRUCTURE	0	0	0	0	0	0	0			
TOTAL CAPITAL IMPROVEMENT	8,437	18,531	24,074	10,018	0	0	0			
TOTAL CEMETERY	8,437	18,531	39,742	24,480	0	0	14,463			

CITY OF MIAMI
 PROPOSED BUDGET WORKSHEET
 AS OF: JULY 31ST, 2026

231-CAPITAL IMPROVEMENT
 PUBLIC WORKS
 AIRPORT

EXPENDITURES	2022-2023 ACTUAL	2023-2024 ACTUAL	2024-2025 ACTUAL	(----- 2025-2026 -----)			(----- 2026-2027 -----)	
				CURRENT BUDGET	Y-T-D ACTUAL	PROJECTED YEAR END	REQUESTED BUDGET	PROPOSED BUDGET
<u>CAPITAL IMPROVEMENT</u>								
231-434-431.4010 BUILDINGS	0	0	0	0	0	0	0	_____
231-434-431.4020 IMPROVEMENTS-NOT BLDGS	0	0	0	0	0	0	0	_____
231-434-431.4040 MOTOR VEHICLES	0	0	0	0	0	0	0	_____
231-434-431.4050 OTHER MACHINERY & EQUIPMENT	<u>0</u>	<u>0</u>	<u>34,243</u>	<u>12,311</u>	<u>0</u>	<u>0</u>	<u>0</u>	<u>_____</u>
TOTAL CAPITAL IMPROVEMENT	0	0	34,243	12,311	0	0	0	_____
<hr/>								
TOTAL AIRPORT	0	0	34,243	12,311	0	0	0	

CITY OF MIAMI
 PROPOSED BUDGET WORKSHEET
 AS OF: JULY 31ST, 2026

231-CAPITAL IMPROVEMENT
 PUBLIC WORKS
 FACILITIES

EXPENDITURES	2022-2023	2023-2024	2024-2025	2025-2026			2026-2027	
	ACTUAL	ACTUAL	ACTUAL	CURRENT BUDGET	Y-T-D ACTUAL	PROJECTED YEAR END	REQUESTED BUDGET	PROPOSED BUDGET
<u>CAPITAL IMPROVEMENT</u>								
231-435-431.4010 BUILDINGS	110,205	5,334	460,796	238,520	0	0	0	
231-435-431.4020 IMPROVEMENTS-NOT BLDGS	62,546	20,222	3,270	58,841	0	0	0	
231-435-431.4050 OTHER MACHINERY & EQUIPMENT	<u>0</u>	<u>0</u>	<u>0</u>	<u>0</u>	<u>0</u>	<u>0</u>	<u>0</u>	<u>0</u>
TOTAL CAPITAL IMPROVEMENT	172,751	25,556	464,066	297,361	0	0	0	
TOTAL FACILITIES	172,751	25,556	464,066	297,361	0	0	0	

CITY OF MIAMI
 PROPOSED BUDGET WORKSHEET
 AS OF: JULY 31ST, 2026

231-CAPITAL IMPROVEMENT
 PUBLIC WORKS
 SPORTS

EXPENDITURES	2022-2023 ACTUAL	2023-2024 ACTUAL	2024-2025 ACTUAL	2025-2026		2026-2027		PROPOSED BUDGET
				CURRENT BUDGET	Y-T-D ACTUAL	PROJECTED YEAR END	REQUESTED BUDGET	
<u>CAPITAL IMPROVEMENT</u>								
231-436-431.4050 OTHER MACHINERY & EQUIPMENT	0	0	0	25,000	0	0	25,000	
TOTAL CAPITAL IMPROVEMENT	0	0	0	25,000	0	0	25,000	
TOTAL SPORTS	0	0	0	25,000	0	0	25,000	

CITY OF MIAMI
 PROPOSED BUDGET WORKSHEET
 AS OF: JULY 31ST, 2026

231-CAPITAL IMPROVEMENT
 PUBLIC WORKS
 SWIMMING POOL

EXPENDITURES	2022-2023 ACTUAL	2023-2024 ACTUAL	2024-2025 ACTUAL	(----- 2025-2026 -----)		(----- 2026-2027 -----)		PROPOSED BUDGET
				CURRENT BUDGET	Y-T-D ACTUAL	PROJECTED YEAR END	REQUESTED BUDGET	
<u>CAPITAL IMPROVEMENT</u>								
231-437-431.4020 IMPROVEMENTS-NOT BLDGS	0	0	0	0	0	0	0	0
TOTAL CAPITAL IMPROVEMENT	0	0	0	0	0	0	0	0
<hr/>								
TOTAL SWIMMING POOL	0	0	0	0	0	0	0	0

CITY OF MIAMI
 PROPOSED BUDGET WORKSHEET
 AS OF: JULY 31ST, 2026

231-CAPITAL IMPROVEMENT
 PUBLIC WORKS
 ANIMAL CONTROL

EXPENDITURES	2022-2023 ACTUAL	2023-2024 ACTUAL	2024-2025 ACTUAL	2025-2026		2026-2027		PROPOSED BUDGET
				CURRENT BUDGET	Y-T-D ACTUAL	PROJECTED YEAR END	REQUESTED BUDGET	
CAPITAL IMPROVEMENT								
231-438-431.4020 IMPROVEMENTS-NOT BLDGS	38,072	0	0	0	0	0	0	
231-438-431.4040 MOTOR VEHICLES	<u>0</u>	<u>0</u>	<u>51,852</u>	<u>0</u>	<u>0</u>	<u>0</u>	<u>0</u>	<u><u>0</u></u>
TOTAL CAPITAL IMPROVEMENT	38,072	0	51,852	0	0	0	0	
TOTAL ANIMAL CONTROL								
TOTAL ANIMAL CONTROL	38,072	0	51,852	0	0	0	0	
TOTAL PUBLIC WORKS								
TOTAL PUBLIC WORKS	379,336	106,394	1,033,680	520,173	0	0	222,369	

CITY OF MIAMI
 PROPOSED BUDGET WORKSHEET
 AS OF: JULY 31ST, 2026

231-CAPITAL IMPROVEMENT
 CULTURAL & RECREATION
 PARKS DIVISION

EXPENDITURES	2022-2023		2023-2024		2024-2025		2025-2026		2026-2027	
	ACTUAL	ACTUAL	ACTUAL	CURRENT BUDGET	Y-T-D ACTUAL	PROJECTED YEAR END	REQUESTED BUDGET	PROPOSED BUDGET		
OTHER SERVICES & CHARGES										
231-441-441.3015 LEASE PAYMENTS	0	0	62,265	58,967	0	0	41,207			
TOTAL OTHER SERVICES & CHARGES	0	0	62,265	58,967	0	0	41,207			
CAPITAL IMPROVEMENT										
231-441-441.4010 BUILDINGS	0	0	0	0	0	0	0	0		
231-441-441.4020 IMPROVEMENTS-NOT BLDGS	72,062	0	0	20,000	0	0	0	0		
231-441-441.4040 MOTOR VEHICLES	0	18,407	0	0	0	0	0	0		
231-441-441.4050 OTHER MACHINERY & EQUIPMENT	0	71,057	0	11,772	0	0	0	0		
TOTAL CAPITAL IMPROVEMENT	72,062	89,464	0	31,772	0	0	0	0		
TOTAL PARKS DIVISION	72,062	89,464	62,265	90,739	0	0	41,207			

CITY OF MIAMI
 PROPOSED BUDGET WORKSHEET
 AS OF: JULY 31ST, 2026

231-CAPITAL IMPROVEMENT
 CULTURAL & RECREATION
 LIBRARY

EXPENDITURES	2022-2023 ACTUAL	2023-2024 ACTUAL	2024-2025 ACTUAL	2025-2026		2026-2027		PROPOSED BUDGET
				CURRENT BUDGET	Y-T-D ACTUAL	PROJECTED YEAR END	REQUESTED BUDGET	
CAPITAL IMPROVEMENT								
231-442-441.4020 IMPROVEMENTS-NOT BLDGS	0	0	0	0	0	0	0	
231-442-441.4030 OFFICE EQUIPMENT	0	0	19,989	0	0	0	0	
TOTAL CAPITAL IMPROVEMENT	0	0	19,989	0	0	0	0	
TOTAL LIBRARY	0	0	19,989	0	0	0	0	
TOTAL CULTURAL & RECREATION	72,062	89,464	82,254	90,739	0	0	41,207	

CITY OF MIAMI
 PROPOSED BUDGET WORKSHEET
 AS OF: JULY 31ST, 2026

231-CAPITAL IMPROVEMENT
 GEN. GOVT ADMINISTRATION
 MCVB

EXPENDITURES	2022-2023	2023-2024	2024-2025	(----- 2025-2026 -----)			(----- 2026-2027 -----)	
	ACTUAL	ACTUAL	ACTUAL	CURRENT BUDGET	Y-T-D ACTUAL	PROJECTED YEAR END	REQUESTED BUDGET	PROPOSED BUDGET
<u>CAPITAL IMPROVEMENT</u>								
231-460-461.4020 IMPROVEMENTS-NOT BLDGS	0	0	0	0	0	0	0	_____
231-460-461.4040 MOTOR VEHICLES	49,950	0	0	0	0	0	0	_____
231-460-461.4050 OTHER MACHINERY & EQUIPMENT	<u>0</u>	<u>0</u>	<u>0</u>	<u>0</u>	<u>0</u>	<u>0</u>	<u>0</u>	=====
TOTAL CAPITAL IMPROVEMENT	49,950	0	0	0	0	0	0	=====
TOTAL MCVB	49,950	0	0	0	0	0	0	

CITY OF MIAMI
 PROPOSED BUDGET WORKSHEET
 AS OF: JULY 31ST, 2026

231-CAPITAL IMPROVEMENT
 GEN. GOVT ADMINISTRATION
 G & A (CITY)

EXPENDITURES	2022-2023 ACTUAL	2023-2024 ACTUAL	2024-2025 ACTUAL	(----- 2025-2026 -----)			(----- 2026-2027 -----)	
				CURRENT BUDGET	Y-T-D ACTUAL	PROJECTED YEAR END	REQUESTED BUDGET	PROPOSED BUDGET
<u>CAPITAL IMPROVEMENT</u>								
231-462-461.4001 LAND	0	69,600	0	0	0	0	0	_____
231-462-461.4020 IMPROVEMENTS-NOT BLDGS	0	0	0	0	0	0	0	_____
231-462-461.4030 OFFICE EQUIPMENT	0	0	0	0	0	0	0	_____
231-462-461.4040 MOTOR VEHICLES	0	0	0	0	0	0	0	_____
231-462-461.4050 OTHER MACHINERY & EQUIPMENT	<u>0</u>	<u>0</u>	<u>0</u>	<u>45,000</u>	<u>0</u>	<u>0</u>	<u>0</u>	<u>_____</u>
TOTAL CAPITAL IMPROVEMENT	0	69,600	0	45,000	0	0	0	_____
<hr/>								
TOTAL G & A (CITY)	0	69,600	0	45,000	0	0	0	

CITY OF MIAMI
 PROPOSED BUDGET WORKSHEET
 AS OF: JULY 31ST, 2026

231-CAPITAL IMPROVEMENT
 GEN. GOVT ADMINISTRATION
 HUMAN RESOURCES

			(----- 2025-2026 -----)			(----- 2026-2027 -----)		
EXPENDITURES	2022-2023 ACTUAL	2023-2024 ACTUAL	2024-2025 ACTUAL	CURRENT BUDGET	Y-T-D ACTUAL	PROJECTED YEAR END	REQUESTED BUDGET	PROPOSED BUDGET
<u>CAPITAL IMPROVEMENT</u>								
231-464-461.4030 OFFICE EQUIPMENT	0	0	0	0	0	0	0	
231-464-461.4040 MOTOR VEHICLES	<u>0</u>	<u>0</u>	<u>0</u>	<u>0</u>	<u>0</u>	<u>0</u>	<u>0</u>	<u>0</u>
TOTAL CAPITAL IMPROVEMENT	0	0	0	0	0	0	0	
<hr/>								
TOTAL HUMAN RESOURCES	0	0	0	0	0	0	0	
<hr/>								
TOTAL GEN. GOVT ADMINISTRATION	49,950	69,600	0	45,000	0	0	0	

CITY OF MIAMI
 PROPOSED BUDGET WORKSHEET
 AS OF: JULY 31ST, 2026

231-CAPITAL IMPROVEMENT

TRANSFERS

TRANSFERS

EXPENDITURES	2022-2023 ACTUAL	2023-2024 ACTUAL	2024-2025 ACTUAL	2025-2026			2026-2027	
				CURRENT BUDGET	Y-T-D ACTUAL	PROJECTED YEAR END	REQUESTED BUDGET	PROPOSED BUDGET
TRANSFERS								
231-491-491.7071 TRANSFER TO GENERAL FUND	66,114	0	527,000	241,000	0	0	540,000	
231-491-491.7073 TRANSFER TO MSUA	374,028	0	0	0	0	0	0	
231-491-491.7079 TRANSFER TO OTHER FUNDS	0	400,000	0	0	0	0	0	
231-491-491.7094 TRANSFER TO UTILITY IMPROVEMN	0	0	0	0	0	0	0	
TOTAL TRANSFERS	440,142	400,000	527,000	241,000	0	0	540,000	
TOTAL TRANSFERS	440,142	400,000	527,000	241,000	0	0	540,000	
TOTAL TRANSFERS	440,142	400,000	527,000	241,000	0	0	540,000	
TOTAL EXPENDITURES	1,047,277	785,899	2,105,564	1,599,080	0	0	1,315,894	
REVENUE OVER/(UNDER) EXPENDITURES	37,449	652,846	(979,415)	194	0	0	294	

CITY OF MIAMI
 PROPOSED BUDGET WORKSHEET
 AS OF: JULY 31ST, 2026

241-DEMOLITION ACCOUNT

REVENUES	2022-2023	2023-2024	2024-2025	(----- 2025-2026 -----)			(----- 2026-2027 -----)	
	ACTUAL	ACTUAL	ACTUAL	CURRENT BUDGET	Y-T-D ACTUAL	PROJECTED YEAR END	REQUESTED BUDGET	PROPOSED BUDGET
LICENSES AND FEES								
241-000-322.8000 DEMOLITION PERMITS	0	0	0	0	0	0	0	
TOTAL LICENSES AND FEES	0	0	0	0	0	0	0	
INTERGOVERNMENT REVENUE								
241-000-331.4000 GOVERNMENTAL	199,428	0	0	0	0	0	0	
TOTAL INTERGOVERNMENT REVENUE	199,428	0	0	0	0	0	0	
CHARGE FOR SERVICE								
241-000-349.2000 ABATEMENTS	33,369	27,559	11,588	25,000	0	0	100	
241-000-349.9500 DEMOLITION FEES	(16,033)	(14,512)	300	0	0	0	0	
TOTAL CHARGE FOR SERVICE	17,336	13,048	11,888	25,000	0	0	100	
MISC. REVENUE								
241-000-387.0000 PY RESERVES - CARRYOVER	0	0	0	327,432	0	0	337,666	
241-000-387.2000 OTHER	0	0	0	0	0	0	0	
TOTAL MISC. REVENUE	0	0	0	327,432	0	0	337,666	
TRANSFERS								
241-000-397.0100 FROM GENERAL FUND	0	0	0	0	0	0	0	
241-000-397.3000 FROM MSUA	50,000	50,000	45,833	0	0	0	0	
TOTAL TRANSFERS	50,000	50,000	45,833	0	0	0	0	
TOTAL REVENUES	266,765	63,048	57,722	352,432	0	0	337,766	

CITY OF MIAMI
 PROPOSED BUDGET WORKSHEET
 AS OF: JULY 31ST, 2026

241-DEMOLITION ACCOUNT
 GEN. GOVT ADMINISTRATION
 CITY - G & A

EXPENDITURES	2022-2023 ACTUAL	2023-2024 ACTUAL	2024-2025 ACTUAL	2025-2026			2026-2027	
				CURRENT BUDGET	Y-T-D ACTUAL	PROJECTED YEAR END	REQUESTED BUDGET	PROPOSED BUDGET
MATERIALS								
241-462-461.2020 OTHER OPERATING SUPPLIES	3,712	5,220	5,914	6,500	0	0	6,500	
TOTAL MATERIALS	3,712	5,220	5,914	6,500	0	0	6,500	
OTHER SERVICES & CHARGES								
241-462-461.3002 POSTAGE & FREIGHT	0	0	0	0	0	0	0	
241-462-461.3008 ADVERTISING & PRINTING	0	16	0	2,000	0	0	2,000	
241-462-461.3013 PROPERTY	38,560	24	0	150,000	0	0	150,000	
241-462-461.3020 MISC. SERVICES & CHARGES	1,174	0	0	200	0	0	200	
241-462-461.3220 GRANTS	267,752	0	0	0	0	0	0	
TOTAL OTHER SERVICES & CHARGES	307,486	40	0	152,200	0	0	152,200	
TOTAL CITY - G & A	311,198	5,260	5,914	158,700	0	0	158,700	
TOTAL GEN. GOVT ADMINISTRATION	311,198	5,260	5,914	158,700	0	0	158,700	
TOTAL EXPENDITURES	311,198	5,260	5,914	158,700	0	0	158,700	
REVENUE OVER/ (UNDER) EXPENDITURES	(44,434)	57,788	51,808	193,732	0	0	179,066	

300-GF GRANTS/DONATIONS FUND

REVENUES	(----- 2025-2026 -----) (----- 2026-2027 -----)								
	2022-2023 ACTUAL	2023-2024 ACTUAL	2024-2025 ACTUAL	CURRENT BUDGET	Y-T-D ACTUAL	PROJECTED YEAR END	REQUESTED BUDGET	PROPOSED BUDGET	
INTERGOVERNMENT REVENUE									
300-000-331.4000 GOVERNMENTAL	0	0	0	0	0	0	0		
300-000-335.3000 COUNTY FIRE SALES TAX	33,958	41,999	38,582	37,200	0	0	38,000		
TOTAL INTERGOVERNMENT REVENUE	33,958	41,999	38,582	37,200	0	0	38,000		
MISC. REVENUE									
300-000-387.0000 PY RESERVES-CARRYOVER	0	0	0	0	0	0	0		
300-000-387.0100 PY RESERVES-CARRYOVER EM MGT	0	0	0	51	0	0	51		
300-000-387.0150 PY RESERVES-CARRYOVER PD	0	0	0	6,100	0	0	0		
300-000-387.0200 PY RESERVES-CARRYOVER FIRE	0	0	0	46,857	0	0	33,910		
300-000-387.0300 PY RESERVES-CARRYOVER LIBRARY	0	0	0	45,635	0	0	28,743		
300-000-387.0400 PY RESERVES-CARRYOVER ANIMAL	0	0	0	66,356	0	0	70,441		
300-000-387.0500 PY RESERVES-CARRYOVER CEMETER	0	0	0	12,558	0	0	11,066		
300-000-387.0550 PY RESERVES-CARRYOVER SPORTS	0	0	0	0	0	0	0		
300-000-387.0600 PY RESERVES-CARRYOVER PARKS	0	0	0	3,074	0	0	3,074		
300-000-387.0700 PY RESERVES-CARRYOVER TELECOM	0	0	0	37,046	0	0	27,419		
300-000-387.1000 DONATIONS-LIBRARY	4,186	6,915	6,297	12,448	0	0	0		
300-000-387.1200 DONATIONS-PD	0	50,000	0	7,631	0	0	0		
300-000-387.1300 DONATIONS-FIRE	4,438	5,050	165	0	0	0	0		
300-000-387.1400 DONATIONS-MAS	4,752	22,908	9,168	5,000	0	0	0		
300-000-387.1500 DONATIONS-CEMETERY	3,689	4,060	2,790	0	0	0	0		
300-000-387.1550 DONATIONS-SPORTS	0	0	500	0	0	0	0		
300-000-387.1600 DONATIONS-EM MGT	0	50,000	0	0	0	0	0		
300-000-387.1650 DONATION-TELECOMMUNICATION	0	50,000	0	0	0	0	0		
300-000-387.1700 DONATIONS-PARKS	0	0	0	0	0	0	0		
300-000-387.2000 DONATIONS	0	0	0	0	0	0	0		
300-000-387.3000 GRANTS	1,264,904	0	0	0	0	0	0		
300-000-387.3100 GRANTS-LIBRARY	70,215	23,104	50,303	22,292	0	0	0		
300-000-387.3150 GRANTS-PD	0	0	0	77,850	0	0	0		
300-000-387.3300 GRANTS-FIRE	0	0	26,044	0	0	0	0		
300-000-387.3400 GRANTS-MAS	0	0	30,052	0	0	0	0		
300-000-387.3500 GRANTS-CEMETERY	0	0	735	0	0	0	0		
300-000-387.3550 GRANTS-SPORTS	0	0	0	0	0	0	0		
300-000-387.3600 GRANTS-EM MGT	0	0	51	0	0	0	0		
300-000-387.3700 GRANTS-PARKS	0	134,218	424	0	0	0	0		
300-000-387.3800 GRANTS-TELECOMMUNICATION	0	0	20	0	0	0	0		
TOTAL MISC. REVENUE	1,352,185	346,255	126,549	342,897	0	0	174,704		
TRANSFERS									
300-000-397.0100 FROM GENERAL FUND	0	0	0	0	0	0	0		
300-000-397.1000 FROM OTHER FUNDS	0	0	0	0	0	0	0		
300-000-397.3000 FROM MSUA	0	0	0	0	0	0	0		
TOTAL TRANSFERS	0	0	0	0	0	0	0		
TOTAL REVENUES	1,386,142	388,254	165,131	380,097	0	0	212,704		

CITY OF MIAMI
 PROPOSED BUDGET WORKSHEET
 AS OF: JULY 31ST, 2026

300-GF GRANTS/DONATIONS FUND
 PUBLIC SAFETY
 POLICE DEPARTMENT

EXPENDITURES	2022-2023 ACTUAL	2023-2024 ACTUAL	2024-2025 ACTUAL	(----- 2025-2026 -----)			(----- 2026-2027 -----)	
				CURRENT BUDGET	Y-T-D ACTUAL	PROJECTED YEAR END	REQUESTED BUDGET	PROPOSED BUDGET
<u>OTHER SERVICES & CHARGES</u>								
300-421-421.3209 JAG GRANT	0	0	0	0	0	0	0	_____
300-421-421.3214 USDA 2019 GRANT	0	0	0	0	0	0	0	_____
300-421-421.3220 DONATIONS - PD	0	43,026	993	0	0	0	0	_____
300-421-421.3250 GRANTS - PD	<u>0</u>	<u>0</u>	<u>0</u>	<u>0</u>	<u>0</u>	<u>0</u>	<u>0</u>	<u>_____</u>
TOTAL OTHER SERVICES & CHARGES	0	43,026	993	0	0	0	0	=====
<hr/>								
TOTAL POLICE DEPARTMENT	0	43,026	993	0	0	0	0	

CITY OF MIAMI
 PROPOSED BUDGET WORKSHEET
 AS OF: JULY 31ST, 2026

300-GF GRANTS/DONATIONS FUND
 PUBLIC SAFETY
 FIRE DEPARTMENT

EXPENDITURES	2022-2023	2023-2024	2024-2025	(----- 2025-2026 -----)			(----- 2026-2027 -----)	
	ACTUAL	ACTUAL	ACTUAL	CURRENT BUDGET	Y-T-D ACTUAL	PROJECTED YEAR END	REQUESTED BUDGET	PROPOSED BUDGET
MATERIALS								
300-422-421.2055 COUNTY FIRE SALES TAX	<u>33,614</u>	<u>26,705</u>	<u>33,870</u>	<u>36,521</u>	<u>0</u>	<u>0</u>	<u>36,521</u>	<u> </u>
TOTAL MATERIALS	33,614	26,705	33,870	36,521	0	0	36,521	
OTHER SERVICES & CHARGES								
300-422-421.3211 AFG-FEMA GRANT	0	0	26,037	0	0	0	0	<u> </u>
300-422-421.3220 DONATIONS - FIRE	28,745	59,707	1,350	5,090	0	0	5,090	<u> </u>
300-422-421.3250 GRANTS - FIRE	<u>0</u>	<u>0</u>	<u>0</u>	<u>0</u>	<u>0</u>	<u>0</u>	<u>0</u>	<u> </u>
TOTAL OTHER SERVICES & CHARGES	28,745	59,707	27,387	5,090	0	0	5,090	
TOTAL FIRE DEPARTMENT	62,359	86,412	61,257	41,611	0	0	41,611	

CITY OF MIAMI
 PROPOSED BUDGET WORKSHEET
 AS OF: JULY 31ST, 2026

300-GF GRANTS/DONATIONS FUND
 PUBLIC SAFETY
 EMERGENCY MANAGEMENT

EXPENDITURES	2022-2023	2023-2024	2024-2025	2025-2026			2026-2027	
	ACTUAL	ACTUAL	ACTUAL	CURRENT BUDGET	Y-T-D ACTUAL	PROJECTED YEAR END	REQUESTED BUDGET	PROPOSED BUDGET
<u>OTHER SERVICES & CHARGES</u>								
300-424-421.3220 DONATIONS - EM	0	50,828	0	0	0	0	0	
300-424-421.3250 GRANTS - EM	<u>0</u>	<u>0</u>	<u>0</u>	<u>0</u>	<u>0</u>	<u>0</u>	<u>0</u>	<u>0</u>
TOTAL OTHER SERVICES & CHARGES	0	50,828	0	0	0	0	0	
<hr/>								
TOTAL EMERGENCY MANAGEMENT	0	50,828	0	0	0	0	0	

CITY OF MIAMI
 PROPOSED BUDGET WORKSHEET
 AS OF: JULY 31ST, 2026

300-GF GRANTS/DONATIONS FUND
 PUBLIC SAFETY
 TELECOMMUNICATIONS

EXPENDITURES	2022-2023 ACTUAL	2023-2024 ACTUAL	2024-2025 ACTUAL	2025-2026			2026-2027	
				CURRENT BUDGET	Y-T-D ACTUAL	PROJECTED YEAR END	REQUESTED BUDGET	PROPOSED BUDGET
<u>OTHER SERVICES & CHARGES</u>								
300-426-421.3208 TELECOM CENTER GRANT	0	0	0	36,022	0	0	27,419	
300-426-421.3220 DONATIONS - TELECOMM	0	6,234	6,735	0	0	0	0	
300-426-421.3250 GRANTS - TELECOMM	<u>0</u>	<u>0</u>	<u>0</u>	<u>0</u>	<u>0</u>	<u>0</u>	<u>0</u>	
TOTAL OTHER SERVICES & CHARGES	0	6,234	6,735	36,022	0	0	27,419	
TOTAL TELECOMMUNICATIONS	0	6,234	6,735	36,022	0	0	27,419	
TOTAL PUBLIC SAFETY	62,359	186,500	68,985	77,632	0	0	69,030	

CITY OF MIAMI
 PROPOSED BUDGET WORKSHEET
 AS OF: JULY 31ST, 2026

300-GF GRANTS/DONATIONS FUND
 PUBLIC WORKS
 CEMETERY

EXPENDITURES	2022-2023 ACTUAL	2023-2024 ACTUAL	2024-2025 ACTUAL	2025-2026			2026-2027	
				CURRENT BUDGET	Y-T-D ACTUAL	PROJECTED YEAR END	REQUESTED BUDGET	PROPOSED BUDGET
<u>OTHER SERVICES & CHARGES</u>								
300-433-431.3220 DONATIONS - CEM	2,000	2,684	1,442	0	0	0	0	
300-433-431.3250 GRANTS - CEM	<u>0</u>	<u>0</u>	<u>0</u>	<u>0</u>	<u>0</u>	<u>0</u>	<u>0</u>	<u>0</u>
TOTAL OTHER SERVICES & CHARGES	2,000	2,684	1,442	0	0	0	0	
<hr/>								
TOTAL CEMETERY	2,000	2,684	1,442	0	0	0	0	

CITY OF MIAMI
 PROPOSED BUDGET WORKSHEET
 AS OF: JULY 31ST, 2026

300-GF GRANTS/DONATIONS FUND
 PUBLIC WORKS
 ANIMAL SHELTER

EXPENDITURES	2022-2023 ACTUAL	2023-2024 ACTUAL	2024-2025 ACTUAL	2025-2026			2026-2027	
				CURRENT BUDGET	Y-T-D ACTUAL	PROJECTED YEAR END	REQUESTED BUDGET	PROPOSED BUDGET
<u>OTHER SERVICES & CHARGES</u>								
300-438-431.3220 DONATIONS - MAS	1,116	3,545	6,019	11,500	0	0	0	
300-438-431.3250 GRANTS - MAS	<u>0</u>	<u>0</u>	<u>0</u>	<u>0</u>	<u>0</u>	<u>0</u>	<u>0</u>	<u>0</u>
TOTAL OTHER SERVICES & CHARGES	1,116	3,545	6,019	11,500	0	0	0	
<hr/>								
TOTAL ANIMAL SHELTER	1,116	3,545	6,019	11,500	0	0	0	
<hr/>								
TOTAL PUBLIC WORKS	3,116	6,229	7,461	11,500	0	0	0	

CITY OF MIAMI
 PROPOSED BUDGET WORKSHEET
 AS OF: JULY 31ST, 2026

300-GF GRANTS/DONATIONS FUND
 CULTURAL & RECREATION
 PARKS

EXPENDITURES	2022-2023	2023-2024	2024-2025	----- 2025-2026 -----			----- 2026-2027 -----	
	ACTUAL	ACTUAL	ACTUAL	CURRENT BUDGET	Y-T-D ACTUAL	PROJECTED YEAR END	REQUESTED BUDGET	PROPOSED BUDGET
<u>OTHER SERVICES & CHARGES</u>								
300-441-441.3219 OTHER GRANTS	2,350	134,218	65,782	0	0	0	0	_____
300-441-441.3220 DONATIONS - PARKS	0	0	0	0	0	0	0	_____
300-441-441.3250 GRANTS - PARKS	<u>0</u>	<u>0</u>	<u>0</u>	<u>0</u>	<u>0</u>	<u>0</u>	<u>0</u>	=====
TOTAL OTHER SERVICES & CHARGES	2,350	134,218	65,782	0	0	0	0	=====
TOTAL PARKS	2,350	134,218	65,782	0	0	0	0	

CITY OF MIAMI
 PROPOSED BUDGET WORKSHEET
 AS OF: JULY 31ST, 2026

300-GF GRANTS/DONATIONS FUND
 CULTURAL & RECREATION
 LIBRARY

EXPENDITURES	2022-2023		2023-2024		2024-2025		2025-2026		2026-2027	
	ACTUAL	ACTUAL	ACTUAL	CURRENT BUDGET	Y-T-D ACTUAL	PROJECTED YEAR END	REQUESTED BUDGET	PROPOSED BUDGET		
OTHER SERVICES & CHARGES										
300-442-441.3036 STATE AID	13,610	11,444	4,640	16,248	0	0	0			
300-442-441.3074 ADULT PROGRAM	0	0	291	180	0	0	50			
300-442-441.3075 CHILDREN PROGRAM	1,044	91	2,588	1,236	0	0	200			
300-442-441.3079 LITERACY PROGRAM	0	0	12,518	3,742	0	0	0			
300-442-441.3200 CHILDREN'S READING TRUST	7,508	4,154	143	0	0	0	0			
300-442-441.3201 HEALTH LITERACY GRANT	9,016	7,985	4,895	5,005	0	0	0			
300-442-441.3202 GENEALOGY DON/GRANT	0	0	3,224	1,026	0	0	0			
300-442-441.3212 ODL LITERACY GRANT	0	0	0	0	0	0	0			
300-442-441.3213 LIBRARY ORGANIZATION GRANTS	0	0	18	9,982	0	0	0			
300-442-441.3214 ODL ADULT ONLINE HIGH SCHOOL	16,799	80	7,700	1,100	0	0	0			
300-442-441.3218 LETS TALK ABOUT IT GRANT	2,500	2,971	2,694	806	0	0	0			
300-442-441.3220 DONATIONS - LIBRARY	14,363	25,104	57,841	39,138	0	0	20,000			
300-442-441.3250 GRANTS - LIBRARY	0	0	0	1,912	0	0	0			
TOTAL OTHER SERVICES & CHARGES	64,840	51,828	96,553	80,375	0	0	20,250			
TOTAL LIBRARY	64,840	51,828	96,553	80,375	0	0	20,250			
TOTAL CULTURAL & RECREATION	67,190	186,046	162,334	80,375	0	0	20,250			

CITY OF MIAMI
 PROPOSED BUDGET WORKSHEET
 AS OF: JULY 31ST, 2026

300-GF GRANTS/DONATIONS FUND
 GEN. GOVT ADMINISTRATION
 MCVB

EXPENDITURES	2022-2023		2023-2024		2024-2025		2025-2026		2026-2027	
	ACTUAL	ACTUAL	ACTUAL	CURRENT BUDGET	Y-T-D ACTUAL	PROJECTED YEAR END	REQUESTED BUDGET	PROPOSED BUDGET		
<u>OTHER SERVICES & CHARGES</u>										
300-460-461.3220 DONATIONS - MCVB	0	0	0	0	0	0	0	0		
300-460-461.3250 GRANTS - MCVB	<u>0</u>	<u>0</u>	<u>0</u>	<u>0</u>	<u>0</u>	<u>0</u>	<u>0</u>	<u>0</u>	<u>0</u>	<u>0</u>
TOTAL OTHER SERVICES & CHARGES	0	0	0	0	0	0	0	0	0	0
TOTAL MCVB	0	0	0	0	0	0	0	0	0	0

CITY OF MIAMI
 PROPOSED BUDGET WORKSHEET
 AS OF: JULY 31ST, 2026

300-GF GRANTS/DONATIONS FUND
 GEN. GOVT ADMINISTRATION
 CITY - G & A

EXPENDITURES	2022-2023 ACTUAL	2023-2024 ACTUAL	2024-2025 ACTUAL	(----- 2025-2026 -----)			(----- 2026-2027 -----)	
				CURRENT BUDGET	Y-T-D ACTUAL	PROJECTED YEAR END	REQUESTED BUDGET	PROPOSED BUDGET
<u>OTHER SERVICES & CHARGES</u>								
300-462-461.3020 MISC	0	0	0	0	0	0	0	_____
300-462-461.3220 DONATIONS - G&A	0	0	0	0	0	0	0	_____
300-462-461.3250 GRANTS - G&A	<u>0</u>	<u>0</u>	<u>0</u>	<u>0</u>	<u>0</u>	<u>0</u>	<u>0</u>	=====
TOTAL OTHER SERVICES & CHARGES	0	0	0	0	0	0	0	=====
<hr/>								
TOTAL CITY - G & A	0	0	0	0	0	0	0	
<hr/>								
TOTAL GEN. GOVT ADMINISTRATION	0	0	0	0	0	0	0	

CITY OF MIAMI
 PROPOSED BUDGET WORKSHEET
 AS OF: JULY 31ST, 2026

300-GF GRANTS/DONATIONS FUND

TRANSFERS

TRANSFERS

EXPENDITURES	2022-2023			2025-2026			2026-2027	
	ACTUAL	ACTUAL	ACTUAL	CURRENT BUDGET	Y-T-D ACTUAL	PROJECTED YEAR END	REQUESTED BUDGET	PROPOSED BUDGET
TRANSFERS								
300-491-491.7071 TRANSFER TO GENERAL FUND	0	15,124	0	0	0	0	0	
300-491-491.7073 TRANSFER TO MSUA	0	0	0	0	0	0	0	
300-491-491.7079 TRANSFER TO OTHER FUNDS	<u>0</u>	<u>1,603,263</u>	<u>0</u>	<u>87,631</u>	<u>0</u>	<u>0</u>	<u>0</u>	<u></u>
TOTAL TRANSFERS	0	1,618,387	0	87,631	0	0	0	
<hr/>								
TOTAL TRANSFERS	0	1,618,387	0	87,631	0	0	0	
<hr/>								
TOTAL TRANSFERS	0	1,618,387	0	87,631	0	0	0	
<hr/>								
TOTAL EXPENDITURES	132,666	1,997,163	238,780	257,138	0	0	89,280	
<hr/>								
REVENUE OVER/(UNDER) EXPENDITURES	1,253,477	(1,608,909)	(73,649)	122,959	0	0	123,424	

CITY OF MIAMI
 PROPOSED BUDGET WORKSHEET
 AS OF: JULY 31ST, 2026

302-MCVB & TOURISM FUND

REVENUES	2022-2023 ACTUAL	2023-2024 ACTUAL	2024-2025 ACTUAL	2025-2026			2026-2027	
				CURRENT BUDGET	Y-T-D ACTUAL	PROJECTED YEAR END	REQUESTED BUDGET	PROPOSED BUDGET
TAX REVENUE								
302-000-312.2500 HOTEL TAX	218,827	205,077	203,471	180,000	0	0	170,000	
TOTAL TAX REVENUE	218,827	205,077	203,471	180,000	0	0	170,000	
INTERGOVERNMENT REVENUE								
302-000-331.4000 GOVERNMENTAL	25,000	0	0	0	0	0	0	
TOTAL INTERGOVERNMENT REVENUE	25,000	0	0	0	0	0	0	
MISC. REVENUE								
302-000-380.2000 CASH LONG/SHORT	0	0	0	0	0	0	0	
302-000-387.0000 PY RESERVES - CARRYOVER	0	0	0	149,478	0	0	81,225	
302-000-387.2000 OTHER	3,372	1,374	6,176	0	0	0	0	
302-000-389.1000 MERCHANDISE	5,686	8,124	3,188	4,800	0	0	3,000	
302-000-389.1500 MARKETING	144	0	0	4,275	0	0	2,500	
302-000-389.2000 EVENTS	12,190	8,095	9,035	7,600	0	0	7,500	
302-000-389.2100 RT 66 FESTIVAL	142,001	21,447	55,000	134,737	0	0	149,740	
302-000-389.2200 BBQ CONTEST	26,105	9,445	9,880	0	0	0	0	
TOTAL MISC. REVENUE	189,497	48,484	83,279	300,890	0	0	243,965	
TRANSFERS								
302-000-397.0100 FROM GENERAL FUND	214,791	162,746	163,705	125,502	0	0	126,933	
302-000-397.1000 FROM OTHER FUNDS	0	0	0	10,000	0	0	0	
302-000-397.8500 FROM RAINY DAY	0	0	0	0	0	0	0	
TOTAL TRANSFERS	214,791	162,746	163,705	135,502	0	0	126,933	
TOTAL REVENUES	648,115	416,306	450,455	616,392	0	0	540,898	

CITY OF MIAMI
 PROPOSED BUDGET WORKSHEET
 AS OF: JULY 31ST, 2026

302-MCVB & TOURISM FUND
 GEN. GOVT ADMINISTRATION
 MCVB

EXPENDITURES	2025-2026				2026-2027			
	2022-2023 ACTUAL	2023-2024 ACTUAL	2024-2025 ACTUAL	CURRENT BUDGET	Y-T-D ACTUAL	PROJECTED YEAR END	REQUESTED BUDGET	PROPOSED BUDGET
PERSONNEL SERVICES								
302-460-461.1011 SALARIES & WAGES	134,015	136,872	149,523	133,395	0	0	135,371	
302-460-461.1012 OVERTIME	1,150	2,465	4,039	1,800	0	0	2,000	
302-460-461.1015 BUY BACK	5,310	12,263	1,817	0	0	0	400	
302-460-461.1016 PART-TIME	10,431	10,327	3,938	12,000	0	0	12,000	
302-460-461.1018 HOLIDAY BONUS	497	763	834	626	0	0	626	
302-460-461.1020 FICA	8,944	9,674	9,710	9,084	0	0	9,325	
302-460-461.1021 RETIREMENT (CITY)	18,126	19,016	19,885	18,387	0	0	18,351	
302-460-461.1024 GROUP INSURANCE	18,362	22,824	23,689	18,511	0	0	20,175	
302-460-461.1025 WORKERS COMP	3,980	3,647	(3,786)	2,979	0	0	2,343	
302-460-461.1026 UNEMPLOYMENT	238	417	417	317	0	0	417	
302-460-461.1030 MEDICARE	<u>2,092</u>	<u>2,263</u>	<u>2,271</u>	<u>2,025</u>	<u>0</u>	<u>0</u>	<u>2,181</u>	
TOTAL PERSONNEL SERVICES	203,145	220,530	212,337	199,123	0	0	203,188	
MATERIALS								
302-460-461.2001 OFFICE	781	590	446	937	0	0	900	
302-460-461.2003 VEHICLE & EQUIPMENT	249	439	449	507	0	0	500	
302-460-461.2004 PETROLEUM PRODUCTS	703	1,247	396	1,102	0	0	1,000	
302-460-461.2008 REPAIR/MAINT SUPPLIES	11,755	0	112	0	0	0	0	
302-460-461.2018 CONCESSIONS/MERCHANDISE	3,989	3,211	2,898	5,512	0	0	2,500	
302-460-461.2020 OTHER OPERATING SUPPLIES	202	252	145	496	0	0	500	
302-460-461.2022 8 MAN FOOTBALL	12,010	4,118	12,581	13,230	0	0	14,000	
302-460-461.2031 RT 66 FESTIVAL	153,659	110,015	69,667	152,750	0	0	167,000	
302-460-461.2032 BBQ CONTEST	<u>21,226</u>	<u>24,201</u>	<u>19,990</u>	<u>0</u>	<u>0</u>	<u>0</u>	<u>0</u>	
TOTAL MATERIALS	204,574	144,072	106,683	174,534	0	0	186,400	
OTHER SERVICES & CHARGES								
302-460-461.3002 POSTAGE & FREIGHT	3,494	2,354	1,549	4,305	0	0	4,300	
302-460-461.3003 COMMUNICATION	5,020	4,845	3,096	2,100	0	0	3,200	
302-460-461.3004 NATURAL GAS	594	66	0	0	0	0	0	
302-460-461.3006 EDUCATION & TRAVEL	10,875	3,400	3,577	13,277	0	0	10,500	
302-460-461.3007 DUES & SUBSCRIPTIONS	1,684	1,604	549	3,423	0	0	3,200	
302-460-461.3008 ADVERTISING & PRINTING	82,872	56,571	68,429	85,443	0	0	85,000	
302-460-461.3011 SPECIAL CONTRACTS	15,186	15,186	0	10,758	0	0	10,758	
302-460-461.3012 MAINT/SERVICE CONTRACTS	419	647	459	463	0	0	460	
302-460-461.3016 COMPUTER	0	0	0	1,500	0	0	0	
302-460-461.3020 MISC. SERVICES & CHARGES	12,534	6,119	7,491	12,292	0	0	11,150	
302-460-461.3097 EVENTS/MARKETING	6,050	8,439	7,830	30,122	0	0	21,500	
302-460-461.3098 COUNTYWIDE MARKETING	<u>0</u>	<u>0</u>	<u>25,529</u>	<u>0</u>	<u>0</u>	<u>0</u>	<u>0</u>	
TOTAL OTHER SERVICES & CHARGES	138,729	99,233	118,507	163,683	0	0	150,068	
TOTAL MCVB	546,447	463,835	437,527	537,341	0	0	539,656	
TOTAL GEN. GOVT ADMINISTRATION	546,447	463,835	437,527	537,341	0	0	539,656	

CITY OF MIAMI
 PROPOSED BUDGET WORKSHEET
 AS OF: JULY 31ST, 2026

302-MCVB & TOURISM FUND
 TRANSFERS
 MCVB

EXPENDITURES	2022-2023 ACTUAL	2023-2024 ACTUAL	2024-2025 ACTUAL	2025-2026		2026-2027		PROPOSED BUDGET
				CURRENT BUDGET	Y-T-D ACTUAL	PROJECTED YEAR END	REQUESTED BUDGET	
TRANSFERS								
302-491-491.7079 TRANSFER TO OTHER FUNDS	3,700	0	0	2,378	0	0	0	
TOTAL TRANSFERS	3,700	0	0	2,378	0	0	0	
<hr/>								
TOTAL MCVB	3,700	0	0	2,378	0	0	0	
<hr/>								
TOTAL TRANSFERS	3,700	0	0	2,378	0	0	0	
<hr/>								
TOTAL EXPENDITURES	550,147	463,835	437,527	539,718	0	0	539,656	
<hr/>								
REVENUE OVER/(UNDER) EXPENDITURES	97,968	(47,529)	12,927	76,673	0	0	1,242	
<hr/>								

CITY OF MIAMI
 PROPOSED BUDGET WORKSHEET
 AS OF: JULY 31ST, 2026

306-S&L FISCAL RECOV FUNDS

REVENUES	2022-2023 ACTUAL	2023-2024 ACTUAL	2024-2025 ACTUAL	(----- 2025-2026 -----)			(----- 2026-2027 -----)	
				CURRENT BUDGET	Y-T-D ACTUAL	PROJECTED YEAR END	REQUESTED BUDGET	PROPOSED BUDGET
INTERGOVERNMENT REVENUE								
306-000-331.4000 GOVERNMENTAL	<u>1,510,627</u>	<u>673,169</u>	<u>0</u>	<u>0</u>	<u>0</u>	<u>0</u>	<u>0</u>	<u>0</u>
TOTAL INTERGOVERNMENT REVENUE	1,510,627	673,169	0	0	0	0	0	0
MISC. REVENUE								
306-000-387.0000 PY RESERVES-CARRYOVER	<u>0</u>	<u>0</u>	<u>0</u>	<u>0</u>	<u>0</u>	<u>0</u>	<u>0</u>	<u>0</u>
TOTAL MISC. REVENUE	0	0	0	0	0	0	0	0
TOTAL REVENUES	<u>1,510,627</u>	<u>673,169</u>	<u>0</u>	<u>0</u>	<u>0</u>	<u>0</u>	<u>0</u>	<u>0</u>

CITY OF MIAMI
 PROPOSED BUDGET WORKSHEET
 AS OF: JULY 31ST, 2026

306-S&L FISCAL RECOV FUNDS

PUBLIC SAFETY

WATER DISTRIBUTION

EXPENDITURES

CAPITAL IMPROVEMENT

306-422-421.4020 IMPROVEMENTS - NOT BLDGS.

TOTAL CAPITAL IMPROVEMENT

TOTAL WATER DISTRIBUTION

TOTAL PUBLIC SAFETY

	2022-2023	2023-2024	2024-2025	(----- 2025-2026 -----)	(----- 2026-2027 -----)			
	ACTUAL	ACTUAL	ACTUAL	CURRENT BUDGET	Y-T-D ACTUAL	PROJECTED YEAR END	REQUESTED BUDGET	PROPOSED BUDGET
	<u>187,416</u>	<u>52,473</u>	<u>10,111</u>	<u>0</u>	<u>0</u>	<u>0</u>	<u>0</u>	<u>0</u>
	187,416	52,473	10,111	0	0	0	0	0
	187,416	52,473	10,111	0	0	0	0	0

CITY OF MIAMI
 PROPOSED BUDGET WORKSHEET
 AS OF: JULY 31ST, 2026

306-S&L FISCAL RECOV FUNDS

PUBLIC WORKS

STREET DIVISION

EXPENDITURES	2022-2023 ACTUAL	2023-2024 ACTUAL	2024-2025 ACTUAL	2025-2026			2026-2027	
				CURRENT BUDGET	Y-T-D ACTUAL	PROJECTED YEAR END	REQUESTED BUDGET	PROPOSED BUDGET
<u>CAPITAL IMPROVEMENT</u>								
306-431-431.4060 INFRASTRUCTURE	<u>1,323,212</u>	<u>620,696</u>	<u>102,817</u>	<u>0</u>	<u>0</u>	<u>0</u>	<u>0</u>	<u>0</u>
TOTAL CAPITAL IMPROVEMENT	<u>1,323,212</u>	<u>620,696</u>	<u>102,817</u>	<u>0</u>	<u>0</u>	<u>0</u>	<u>0</u>	<u>0</u>
<hr/>								
TOTAL STREET DIVISION	1,323,212	620,696	102,817	0	0	0	0	0
<hr/>								
TOTAL PUBLIC WORKS	1,323,212	620,696	102,817	0	0	0	0	0
<hr/>								
TOTAL EXPENDITURES	<u>1,510,628</u>	<u>673,169</u>	<u>112,928</u>	<u>0</u>	<u>0</u>	<u>0</u>	<u>0</u>	<u>0</u>
<hr/>								
REVENUE OVER/(UNDER) EXPENDITURES	<u>(1)</u>	<u>0</u>	<u>(112,928)</u>	<u>0</u>	<u>0</u>	<u>0</u>	<u>0</u>	<u>0</u>

CITY OF MIAMI
 PROPOSED BUDGET WORKSHEET
 AS OF: JULY 31ST, 2026

309-OPIOID REMED SETTLEMENT

REVENUES	2022-2023 ACTUAL	2023-2024 ACTUAL	2024-2025 ACTUAL	2025-2026			2026-2027	
				CURRENT BUDGET	Y-T-D ACTUAL	PROJECTED YEAR END	REQUESTED BUDGET	PROPOSED BUDGET
<u>REV/GOV</u>								
309-000-331.4000 GOVERNMENTAL	0	0	115,465	0	0	0	0	
TOTAL REV/GOV	0	0	115,465	0	0	0	0	
<u>INTEREST EARNINGS</u>								
309-000-361.1000 INTEREST EARNINGS	0	0	0	0	0	0	0	
TOTAL INTEREST EARNINGS	0	0	0	0	0	0	0	
<u>PY RESERVES - CARRYOVER</u>								
309-000-387.0000 PY RESERVES - CARRYOVER	0	0	0	115,465	0	0	0	
TOTAL PY RESERVES - CARRYOVER	0	0	0	115,465	0	0	0	
TOTAL REVENUES	0	0	115,465	115,465	0	0	0	

CITY OF MIAMI
 PROPOSED BUDGET WORKSHEET
 AS OF: JULY 31ST, 2026

309-OPIOID REMED SETTLEMENT
 PUBLIC SAFETY
 POLICE DEPARTMENT

EXPENDITURES	2022-2023 ACTUAL	2023-2024 ACTUAL	2024-2025 ACTUAL	2025-2026		2026-2027		PROPOSED BUDGET
				CURRENT BUDGET	Y-T-D ACTUAL	PROJECTED YEAR END	REQUESTED BUDGET	
<u>OTHER SERVICES & CHARGES</u>								
309-421-421.3220 GRANT - PD	0	0	0	0	0	0	0	
TOTAL OTHER SERVICES & CHARGES	0	0	0	0	0	0	0	
<hr/>								
TOTAL POLICE DEPARTMENT	0	0	0	0	0	0	0	

CITY OF MIAMI
 PROPOSED BUDGET WORKSHEET
 AS OF: JULY 31ST, 2026

309-OPIOID REMED SETTLEMENT
 PUBLIC SAFETY
 FIRE DEPARTMENT

	2022-2023		2023-2024		2024-2025		2025-2026		2026-2027	
EXPENDITURES	ACTUAL	ACTUAL	ACTUAL	CURRENT BUDGET	Y-T-D ACTUAL	PROJECTED YEAR END	REQUESTED BUDGET	PROPOSED BUDGET		
<u>OTHER SERVICES & CHARGES</u>										
309-422-421.3220 GRANT - FD	0	0	0	0	0	0	0	0	0	0
TOTAL OTHER SERVICES & CHARGES	0	0	0	0	0	0	0	0	0	0
<hr/>										
TOTAL FIRE DEPARTMENT	0	0	0	0	0	0	0	0	0	0
<hr/>										
TOTAL PUBLIC SAFETY	0	0	0	0	0	0	0	0	0	0
<hr/>										
TOTAL TRANSFERS	0	0	0	0	0	0	0	0	0	0
<hr/>										
TOTAL EXPENDITURES	0	0	0	0	0	0	0	0	0	0
<hr/>										
REVENUE OVER/ (UNDER) EXPENDITURES	0	0	115,465	115,465	0	0	0	0	0	0

CITY OF MIAMI
 PROPOSED BUDGET WORKSHEET
 AS OF: JULY 31ST, 2026

310-SENIOR CENTER

REVENUES	(----- 2025-2026 -----) (----- 2026-2027 -----)							
	2022-2023 ACTUAL	2023-2024 ACTUAL	2024-2025 ACTUAL	CURRENT BUDGET	Y-T-D ACTUAL	PROJECTED YEAR END	REQUESTED BUDGET	PROPOSED BUDGET
LICENSES AND FEES								
310-000-326.2000 USE FEES - DEPT	0	0	0	0	0	0	0	
310-000-326.3000 MEMBERSHIPS - 501C3	0	0	2,850	2,500	0	0	0	
310-000-326.3050 MEMBERSHIP DONATIONS-501C3	0	0	492	250	0	0	0	
TOTAL LICENSES AND FEES	0	0	3,342	2,750	0	0	0	
CHARGE FOR SERVICE								
310-000-342.1001 DOCS MEALS - DEPT	0	0	5,045	5,894	0	0	0	
310-000-342.1006 SALES MISC - DEPT	0	0	1,065	1,500	0	0	1,000	
310-000-344.1000 RENTALS - DEPT	0	0	630	660	0	0	11,000	
TOTAL CHARGE FOR SERVICE	0	0	6,740	8,054	0	0	12,000	
INVESTMENT EARNINGS								
310-000-361.1000 INTEREST EARNINGS - DEPT	0	0	0	0	0	0	0	
310-000-361.1050 INTEREST EARNINGS - 510C3	0	0	0	0	0	0	0	
TOTAL INVESTMENT EARNINGS	0	0	0	0	0	0	0	
MISC. REVENUE								
310-000-386.1000 DONATIONS - DEPT	0	0	2,086	1,000	0	0	400	
310-000-386.3000 DONATIONS - 501C3	0	0	0	3,021	0	0	0	
310-000-387.0000 PY RESERVES - CARRYOVER- DEPT	0	0	0	9,998	0	0	130,245	
310-000-387.0150 PY RESERVES - CARRYOVER- 501C	0	0	0	2,517	0	0	0	
310-000-387.2000 OTHER - DEPT	0	0	0	0	0	0	0	
310-000-387.2050 OTHER - 501C3	0	0	0	0	0	0	0	
310-000-387.3000 GRANTS - DEPT	0	0	500	9,000	0	0	2,000	
310-000-387.3150 GRANTS - 501C3	0	0	6,375	8,500	0	0	0	
310-000-387.5200 PARTNERSHIPS - DEPT	0	0	0	0	0	0	0	
310-000-389.2000 EVENTS - DEPT	0	0	679	1,700	0	0	2,200	
TOTAL MISC. REVENUE	0	0	9,640	35,736	0	0	134,845	
TRANSFERS								
310-000-397.0100 FROM GENERAL FUND	0	0	0	34,300	0	0	33,000	
310-000-397.1000 FROM OTHER FUNDS	0	0	0	0	0	0	3,000	
TOTAL TRANSFERS	0	0	0	34,300	0	0	36,000	
TOTAL REVENUES	0	0	19,722	80,840	0	0	182,845	

CITY OF MIAMI
 PROPOSED BUDGET WORKSHEET
 AS OF: JULY 31ST, 2026

310-SENIOR CENTER
 GEN. GOVT ADMINISTRATION
 501C3 SENIOR CENTER

EXPENDITURES	2022-2023		2023-2024		2024-2025		(----- 2025-2026 -----) (----- 2026-2027 -----)		
	ACTUAL	ACTUAL	ACTUAL	CURRENT BUDGET	Y-T-D ACTUAL	PROJECTED YEAR END	REQUESTED BUDGET	PROPOSED BUDGET	
MATERIALS									
310-460-461.2008 REPAIR/MAINT	0	0	4,250	0	0	0	0	0	
TOTAL MATERIALS	0	0	4,250	0	0	0	0	0	
OTHER SERVICES & CHARGES									
310-460-461.3003 COMMUNICATION	0	0	0	840	0	0	0	0	
310-460-461.3004 NATURAL GAS	0	0	0	3,850	0	0	0	0	
310-460-461.3010 PROFESSIONAL SERVICES	0	0	0	4,400	0	0	0	0	
310-460-461.3012 MAINT/SERVICE CONTRACTS	0	0	0	837	0	0	0	0	
310-460-461.3020 MISC SERVICES & CHARGES	0	0	184	0	0	0	0	0	
TOTAL OTHER SERVICES & CHARGES	0	0	184	9,927	0	0	0	0	
TOTAL 501C3 SENIOR CENTER	0	0	4,434	9,927	0	0	0	0	

CITY OF MIAMI
 PROPOSED BUDGET WORKSHEET
 AS OF: JULY 31ST, 2026

310-SENIOR CENTER
 GEN. GOVT ADMINISTRATION
 SENIOR CENTER

EXPENDITURES	2022-2023			2025-2026			2026-2027	
	ACTUAL	ACTUAL	ACTUAL	CURRENT BUDGET	Y-T-D ACTUAL	PROJECTED YEAR END	REQUESTED BUDGET	PROPOSED BUDGET
PERSONNEL SERVICES								
310-462-461.1011 SALARIES & WAGES	0	0	17,982	24,017	0	0	28,662	
310-462-461.1018 HOLIDAY BONUS	0	0	165	250	0	0	250	
310-462-461.1020 FICA	0	0	1,172	1,793	0	0	1,793	
310-462-461.1021 RETIREMENT (CITY)	0	0	2,592	3,234	0	0	3,834	
310-462-461.1024 GROUP INSURANCE	0	0	1,430	5,996	0	0	2,096	
310-462-461.1025 WORKERS COMP	0	0	0	593	0	0	456	
310-462-461.1026 UNEMPLOYMENT	0	0	119	119	0	0	119	
310-462-461.1030 MEDICARE	0	0	274	419	0	0	419	
TOTAL PERSONNEL SERVICES	0	0	23,734	36,421	0	0	37,630	
MATERIALS								
310-462-461.2001 OFFICE	0	0	1,227	408	0	0	0	
310-462-461.2002 TOOLS	0	0	0	28	0	0	0	
310-462-461.2007 JANITORIAL SUPPLIES	0	0	1,252	1,115	0	0	0	
310-462-461.2008 REPAIR/MAINT SUPPLIES	0	0	5,872	2,879	0	0	1,800	
310-462-461.2018 CONCESSIONS	0	0	783	1,000	0	0	3,000	
310-462-461.2019 DOCS MEALS	0	0	4,543	4,584	0	0	0	
310-462-461.2020 OTHER OPERATING SUPPLIES	0	0	0	0	0	0	0	
TOTAL MATERIALS	0	0	13,677	10,014	0	0	4,800	
OTHER SERVICES & CHARGES								
310-462-461.3002 POSTAGE & FREIGHT	0	0	0	250	0	0	250	
310-462-461.3003 COMMUNICATION	0	0	820	0	0	0	840	
310-462-461.3004 NATURAL GAS	0	0	8,732	0	0	0	0	
310-462-461.3007 DUES & SUBSCRIPTIONS	0	0	0	622	0	0	0	
310-462-461.3008 ADVERTISING & PRINTING	0	0	0	500	0	0	1,470	
310-462-461.3010 PROFESSIONAL SERVICES	0	0	0	0	0	0	0	
310-462-461.3012 MAINT/SERVICE CONTRACTS	0	0	692	923	0	0	2,120	
310-462-461.3020 MISC SERVICES & CHARGES	0	0	3,140	5,766	0	0	450	
310-462-461.3024 GRANT	0	0	59,836	0	0	0	2,000	
310-462-461.3076 EVENT	0	0	767	3,500	0	0	2,900	
TOTAL OTHER SERVICES & CHARGES	0	0	73,987	11,561	0	0	10,030	
CAPITAL IMPROVEMENT								
310-462-461.4010 BUILDINGS	0	0	0	0	0	0	0	
TOTAL CAPITAL IMPROVEMENT	0	0	0	0	0	0	0	
TOTAL SENIOR CENTER	0	0	111,398	57,997	0	0	52,460	
TOTAL GEN. GOVT ADMINISTRATION	0	0	115,831	67,924	0	0	52,460	
TOTAL EXPENDITURES	0	0	115,831	67,924	0	0	52,460	
REVENUE OVER/(UNDER) EXPENDITURES	0	0	(96,109)	12,915	0	0	130,385	

CITY OF MIAMI
 PROPOSED BUDGET WORKSHEET
 AS OF: JULY 31ST, 2026

321-SENIOR CENTER - 501C3

REVENUES	(----- 2025-2026 -----) (----- 2026-2027 -----)							
	2022-2023 ACTUAL	2023-2024 ACTUAL	2024-2025 ACTUAL	CURRENT BUDGET	Y-T-D ACTUAL	PROJECTED YEAR END	REQUESTED BUDGET	PROPOSED BUDGET
<u>LICENSES AND FEES</u>								
321-000-326.3000 MEMBERSHIPS - 501C3	0	0	0	0	0	0	3,000	
321-000-326.3050 MEMBERSHIP DONATIONS - 501C3	0	0	0	0	0	0	0	
TOTAL LICENSES AND FEES	0	0	0	0	0	0	3,000	
<u>INVESTMENT EARNINGS</u>								
321-000-361.1050 INTEREST EARNINGS - 501C3	0	0	0	0	0	0	0	
TOTAL INVESTMENT EARNINGS	0	0	0	0	0	0	0	
<u>MISC. REVENUE</u>								
321-000-386.1000 DONATIONS - 501C3	0	0	0	0	0	0	3,600	
321-000-387.0150 PY RESERVES - CARRYOVER - 501	0	0	0	0	0	0	11,288	
321-000-387.2050 OTHER - 501C3	0	0	0	0	0	0	0	
321-000-387.3150 GRANTS - 501C3	0	0	0	0	0	0	4,250	
TOTAL MISC. REVENUE	0	0	0	0	0	0	19,138	
TOTAL REVENUES	0	0	0	0	0	0	22,138	

CITY OF MIAMI
 PROPOSED BUDGET WORKSHEET
 AS OF: JULY 31ST, 2026

321-SENIOR CENTER - 501C3
 GEN. GOVT ADMINISTRATION
 501C3 SENIOR CENTER

EXPENDITURES	2022-2023		2023-2024		2024-2025		(----- 2025-2026 -----) (----- 2026-2027 -----)		
	ACTUAL	ACTUAL	ACTUAL	CURRENT BUDGET	Y-T-D ACTUAL	PROJECTED YEAR END	REQUESTED BUDGET	PROPOSED BUDGET	
MATERIALS									
321-460-461.2008 REPAIR/MAINT	0	0	0	0	0	0	0	0	
TOTAL MATERIALS	0	0	0	0	0	0	0	0	
OTHER SERVICES & CHARGES									
321-460-461.3003 COMMUNICATION	0	0	0	0	0	0	0	0	
321-460-461.3004 NATURAL GAS	0	0	0	0	0	0	0	5,000	
321-460-461.3010 PROFESSIONAL SERVICES	0	0	0	0	0	0	0	180	
321-460-461.3012 MAINT/SERVICE CONTRACTS	0	0	0	0	0	0	0	4,400	
321-460-461.3020 MISC SERVICES & CHARGES	0	0	0	0	0	0	0	0	
321-460-461.3024 GRANT	0	0	0	0	0	0	0	320	
321-460-461.3076 EVENT	0	0	0	0	0	0	0	3,000	
TOTAL OTHER SERVICES & CHARGES	0	0	0	0	0	0	0	12,900	
CAPITAL IMPROVEMENT									
321-460-461.4010 BUILDINGS	0	0	0	0	0	0	0	0	
321-460-461.4020 IMPROVEMENTS - NOT BLDGS	0	0	0	0	0	0	0	0	
321-460-461.4050 OTHER MACHINERY & EQUIP	0	0	0	0	0	0	0	0	
TOTAL CAPITAL IMPROVEMENT	0	0	0	0	0	0	0	0	
TRANSFERS									
321-460-461.7079 TRANSFER TO OTHER FUNDS	0	0	0	0	0	0	0	0	
TOTAL TRANSFERS	0	0	0	0	0	0	0	0	
<hr/>									
TOTAL 501C3 SENIOR CENTER	0	0	0	0	0	0	0	12,900	
<hr/>									
TOTAL GEN. GOVT ADMINISTRATION	0	0	0	0	0	0	0	12,900	
<hr/>									
TOTAL EXPENDITURES	0	0	0	0	0	0	0	12,900	
<hr/>									
REVENUE OVER/ (UNDER) EXPENDITURES	0	0	0	0	0	0	0	9,238	
<hr/>									

CITY OF MIAMI
 PROPOSED BUDGET WORKSHEET
 AS OF: JULY 31ST, 2026

322-MDA HOUSING CONSTRUCTION

REVENUES	2022-2023	2023-2024	2024-2025	2025-2026			2026-2027	
	ACTUAL	ACTUAL	ACTUAL	CURRENT BUDGET	Y-T-D ACTUAL	PROJECTED YEAR END	REQUESTED BUDGET	PROPOSED BUDGET
<u>INTERGOVERNMENT REVENUE</u>								
322-000-331.4000 GOVERNMENTAL	0	0	0	0	0	0	0	
TOTAL INTERGOVERNMENT REVENUE	0	0	0	0	0	0	0	
<u>MISC. REVENUE</u>								
322-000-387.0000 PY RESERVES - CARRYOVER	0	0	0	91,716	0	0	91,716	
322-000-387.2000 OTHER	0	0	0	0	0	0	0	
TOTAL MISC. REVENUE	0	0	0	91,716	0	0	91,716	
<u>TRANSFERS</u>								
322-000-397.1000 FROM OTHER FUNDS	0	0	0	0	0	0	0	
TOTAL TRANSFERS	0	0	0	0	0	0	0	
TOTAL REVENUES	0	0	0	91,716	0	0	91,716	

CITY OF MIAMI
 PROPOSED BUDGET WORKSHEET
 AS OF: JULY 31ST, 2026

322-MDA HOUSING CONSTRUCTION
 GEN. GOVT ADMINISTRATION
 GENERAL GOVERNMENT

EXPENDITURES	(----- 2025-2026 -----) (----- 2026-2027 -----)							
	2022-2023 ACTUAL	2023-2024 ACTUAL	2024-2025 ACTUAL	CURRENT BUDGET	Y-T-D ACTUAL	PROJECTED YEAR END	REQUESTED BUDGET	PROPOSED BUDGET
OTHER SERVICES & CHARGES								
322-462-461.3020 MISC. SERVICES & CHARGES	<u>0</u>	<u>0</u>	<u>0</u>	<u>91,716</u>	<u>0</u>	<u>0</u>	<u>91,716</u>	<u> </u>
TOTAL OTHER SERVICES & CHARGES	0	0	0	91,716	0	0	91,716	
CAPITAL IMPROVEMENT								
322-462-461.4010 BUILDINGS	<u>0</u>	<u>0</u>	<u>0</u>	<u>0</u>	<u>0</u>	<u>0</u>	<u>0</u>	<u> </u>
TOTAL CAPITAL IMPROVEMENT	0	0	0	0	0	0	0	
TOTAL GENERAL GOVERNMENT								
TOTAL GENERAL GOVERNMENT	0	0	0	91,716	0	0	91,716	
TOTAL GEN. GOVT ADMINISTRATION								
TOTAL GEN. GOVT ADMINISTRATION	0	0	0	91,716	0	0	91,716	
TOTAL EXPENDITURES								
TOTAL EXPENDITURES	<u>0</u>	<u>0</u>	<u>0</u>	<u>91,716</u>	<u>0</u>	<u>0</u>	<u>91,716</u>	<u> </u>
REVENUE OVER/ (UNDER) EXPENDITURES								
REVENUE OVER/ (UNDER) EXPENDITURES	<u>0</u>	<u>0</u>	<u>0</u>	<u>0</u>	<u>0</u>	<u>0</u>	<u>0</u>	<u> </u>

CITY OF MIAMI
 PROPOSED BUDGET WORKSHEET
 AS OF: JULY 31ST, 2026

347-POLICE FUND

REVENUES	2022-2023 ACTUAL	2023-2024 ACTUAL	2024-2025 ACTUAL	2025-2026			2026-2027	
				CURRENT BUDGET	Y-T-D ACTUAL	PROJECTED YEAR END	REQUESTED BUDGET	PROPOSED BUDGET
<u>INTERGOVERNMENT REVENUE</u>								
347-000-331.4000 GOVERNMENTAL	1,843	0	0	0	0	0	0	
347-000-332.6000 COUNTY	<u>0</u>	<u>0</u>	<u>0</u>	<u>0</u>	<u>0</u>	<u>0</u>	<u>0</u>	<u></u>
TOTAL INTERGOVERNMENT REVENUE	1,843	0	0	0	0	0	0	
<u>MISC. REVENUE</u>								
347-000-386.1000 DONATIONS	5,000	1,000	1,000	0	0	0	0	
347-000-387.0000 PY RESERVES-CARRYOVER-JUV ALC	0	550	0	78,377	0	0	550	
347-000-387.0100 PY RESERVES-CARRYOVER-GRNT/DO	0	0	0	0	0	0	49,453	
347-000-387.0200 PY RESERVES-CARRYOVER-OP SETT	0	0	0	0	0	0	115,465	
347-000-387.0300 PY RESERVES-CARRYOVER-OP ABAT	0	0	0	0	0	0	60,000	
347-000-387.2000 OTHER	0	0	39	0	0	0	0	
347-000-387.3200 GRANTS	<u>0</u>	<u>0</u>	<u>0</u>	<u>0</u>	<u>0</u>	<u>0</u>	<u>0</u>	<u></u>
TOTAL MISC. REVENUE	5,000	1,550	1,039	78,377	0	0	225,468	
<u>TRANSFERS</u>								
347-000-397.0100 FROM GENERAL FUND	0	0	0	0	0	0	0	
347-000-397.1000 FROM OTHER FUNDS	<u>0</u>	<u>0</u>	<u>0</u>	<u>203,096</u>	<u>0</u>	<u>0</u>	<u>0</u>	<u></u>
TOTAL TRANSFERS	0	0	0	203,096	0	0	0	
TOTAL REVENUES	<u>6,843</u>	<u>1,550</u>	<u>1,039</u>	<u>281,473</u>	<u>0</u>	<u>0</u>	<u>225,468</u>	

CITY OF MIAMI
 PROPOSED BUDGET WORKSHEET
 AS OF: JULY 31ST, 2026

EXPENDITURES	2022-2023 ACTUAL	2023-2024 ACTUAL	2024-2025 ACTUAL	2025-2026			2026-2027	
				CURRENT BUDGET	Y-T-D ACTUAL	PROJECTED YEAR END	REQUESTED BUDGET	PROPOSED BUDGET
<u>OTHER SERVICES & CHARGES</u>								
347-421-421.3020 MISC. SERVICES & CHARGES	4,147	58,887	2,506	77,827	0	0	0	
347-421-421.3024 GRANT	0	0	0	0	0	0	0	
347-421-421.3078 TRAINING	0	0	0	0	0	0	0	
347-421-421.3220 JUVENILE ALCOHOL	<u>1,610</u>	<u>0</u>	<u>0</u>	<u>550</u>	<u>0</u>	<u>0</u>	<u>550</u>	
TOTAL OTHER SERVICES & CHARGES	5,757	58,887	2,506	78,377	0	0	550	
TOTAL JUVENILE ALCOHOL	5,757	58,887	2,506	78,377	0	0	550	

CITY OF MIAMI
 PROPOSED BUDGET WORKSHEET
 AS OF: JULY 31ST, 2026

347-POLICE FUND
 PUBLIC SAFETY
 GENERAL GRANT/DONATION

EXPENDITURES	2022-2023 ACTUAL	2023-2024 ACTUAL	2024-2025 ACTUAL	(----- 2025-2026 -----)			(----- 2026-2027 -----)	
				CURRENT BUDGET	Y-T-D ACTUAL	PROJECTED YEAR END	REQUESTED BUDGET	PROPOSED BUDGET
<u>OTHER SERVICES & CHARGES</u>								
347-422-421.3220 PD DONATIONS	0	0	0	7,631	0	0	49,453	
347-422-421.3250 PD GRANTS (GENERAL)	<u>0</u>	<u>0</u>	<u>0</u>	<u>35,000</u>	<u>0</u>	<u>0</u>	<u>0</u>	<u></u>
TOTAL OTHER SERVICES & CHARGES	0	0	0	42,631	0	0	49,453	
<hr/>								
TOTAL GENERAL GRANT/DONATION	0	0	0	42,631	0	0	49,453	

CITY OF MIAMI
 PROPOSED BUDGET WORKSHEET
 AS OF: JULY 31ST, 2026

EXPENDITURES	2022-2023	2023-2024	2024-2025	(----- 2025-2026 -----)		(----- 2026-2027 -----)		
	ACTUAL	ACTUAL	ACTUAL	CURRENT BUDGET	Y-T-D ACTUAL	PROJECTED YEAR END	REQUESTED BUDGET	PROPOSED BUDGET
<u>OTHER SERVICES & CHARGES</u>								
347-423-421.3250 OPIOID SETTLEMENT	0	0	0	(115,465)	0	0	115,465	
TOTAL OTHER SERVICES & CHARGES	0	0	0	(115,465)	0	0	115,465	
TOTAL OPIOID SETTLEMENT	0	0	0	(115,465)	0	0	115,465	

CITY OF MIAMI
 PROPOSED BUDGET WORKSHEET
 AS OF: JULY 31ST, 2026

EXPENDITURES	2022-2023	2023-2024	2024-2025	(----- 2025-2026 -----)			(----- 2026-2027 -----)	
	ACTUAL	ACTUAL	ACTUAL	CURRENT BUDGET	Y-T-D ACTUAL	PROJECTED YEAR END	REQUESTED BUDGET	PROPOSED BUDGET
<u>OTHER SERVICES & CHARGES</u>								
347-424-421.3250 OPIOID ABATEMENT GRANT	0	0	0	45,000	0	0	60,000	
TOTAL OTHER SERVICES & CHARGES	0	0	0	45,000	0	0	60,000	
TOTAL OPIOID ABATEMENT	0	0	0	45,000	0	0	60,000	
TOTAL PUBLIC SAFETY	5,757	58,887	2,506	50,543	0	0	225,468	

CITY OF MIAMI
 PROPOSED BUDGET WORKSHEET
 AS OF: JULY 31ST, 2026

347-POLICE FUND
 TRANSFERS
 POLICE TRANSFERS

EXPENDITURES	2022-2023	2023-2024	2024-2025	2025-2026			2026-2027	
	ACTUAL	ACTUAL	ACTUAL	CURRENT BUDGET	Y-T-D ACTUAL	PROJECTED YEAR END	REQUESTED BUDGET	PROPOSED BUDGET
TRANSFERS								
347-491-491.7079 TRANSFER TO OTHER FUNDS	0	0	0	1,630	0	0	0	
TOTAL TRANSFERS	0	0	0	1,630	0	0	0	
TOTAL POLICE TRANSFERS	0	0	0	1,630	0	0	0	
TOTAL TRANSFERS	0	0	0	1,630	0	0	0	
TOTAL EXPENDITURES	5,757	58,887	2,506	52,172	0	0	225,468	
REVENUE OVER/(UNDER) EXPENDITURES	1,086	(57,337)	(1,467)	229,301	0	0	0	

CITY OF MIAMI
 PROPOSED BUDGET WORKSHEET
 AS OF: JULY 31ST, 2026

427-GO BOND SINKING

REVENUES	2022-2023	2023-2024	2024-2025	2025-2026			2026-2027	
	ACTUAL	ACTUAL	ACTUAL	CURRENT BUDGET	Y-T-D ACTUAL	PROJECTED YEAR END	REQUESTED BUDGET	PROPOSED BUDGET
TAX REVENUE								
427-000-314.1000 PAYMENT IN LIEU OF TAXES	9,314	8,673	9,491	9,000	0	0	9,000	
TOTAL TAX REVENUE	9,314	8,673	9,491	9,000	0	0	9,000	
INTERGOVERNMENT REVENUE								
427-000-332.7000 BOND REVENUE/COUNTY	0	0	0	0	0	0	0	
TOTAL INTERGOVERNMENT REVENUE	0	0	0	0	0	0	0	
INVESTMENT EARNINGS								
427-000-361.1000 INTEREST EARNINGS	0	0	0	0	0	0	0	
TOTAL INVESTMENT EARNINGS	0	0	0	0	0	0	0	
MISC. REVENUE								
427-000-381.5000 BOND PROCEEDS/SALES	0	0	0	0	0	0	0	
427-000-387.0000 PY RESERVES - CARRYOVER	0	0	0	16,534	0	0	16,534	
TOTAL MISC. REVENUE	0	0	0	16,534	0	0	16,534	
TOTAL REVENUES	9,314	8,673	9,491	25,534	0	0	25,534	

CITY OF MIAMI
 PROPOSED BUDGET WORKSHEET
 AS OF: JULY 31ST, 2026

427-GO BOND SINKING
 GEN. GOVT ADMINISTRATION
 GENERAL GOV. & ADM.

EXPENDITURES	2022-2023		2023-2024		2024-2025		2025-2026		2026-2027	
	ACTUAL	ACTUAL	ACTUAL	CURRENT BUDGET	Y-T-D ACTUAL	PROJECTED YEAR END	REQUESTED BUDGET	PROPOSED BUDGET		
<u>OTHER SERVICES & CHARGES</u>										
427-462-461.3011 SPECIAL CONTRACTS	0	0	200,000	25,534	0	0	25,534			
TOTAL OTHER SERVICES & CHARGES	0	0	200,000	25,534	0	0	25,534			
TOTAL GENERAL GOV. & ADM.	0	0	200,000	25,534	0	0	25,534			
TOTAL GEN. GOVT ADMINISTRATION	0	0	200,000	25,534	0	0	25,534			
TOTAL EXPENDITURES	0	0	200,000	25,534	0	0	25,534			
REVENUE OVER/(UNDER) EXPENDITURES	9,314	8,673	(190,509)	0	0	0	0			

CITY OF MIAMI
 PROPOSED BUDGET WORKSHEET
 AS OF: JULY 31ST, 2026

466-GO BOND - PARKS

REVENUES	2022-2023 ACTUAL	2023-2024 ACTUAL	2024-2025 ACTUAL	(----- 2025-2026 -----) (----- 2026-2027 -----)			PROPOSED BUDGET
				CURRENT BUDGET	Y-T-D ACTUAL	PROJECTED YEAR END	
<u>MISC. REVENUE</u>							
466-000-387.0000 PY RESERVES - CARRYOVER	0	0	0	42,041	0	0	42,041
466-000-387.2000 OTHER	<u>0</u>	<u>0</u>	<u>0</u>	<u>0</u>	<u>0</u>	<u>0</u>	<u>0</u>
TOTAL MISC. REVENUE	0	0	0	42,041	0	0	42,041
<hr/>							
TOTAL REVENUES	<u>0</u>	<u>0</u>	<u>0</u>	<u>42,041</u>	<u>0</u>	<u>0</u>	<u>42,041</u>

CITY OF MIAMI
 PROPOSED BUDGET WORKSHEET
 AS OF: JULY 31ST, 2026

466-GO BOND - PARKS
 CULTURAL & RECREATION
 PARKS DIVISION

EXPENDITURES	2022-2023			2025-2026			2026-2027	
	ACTUAL	ACTUAL	ACTUAL	CURRENT BUDGET	Y-T-D ACTUAL	PROJECTED YEAR END	REQUESTED BUDGET	PROPOSED BUDGET
MATERIALS								
466-441-441.2008 REPAIR/MAINT. SUPPLIES	0	0	0	0	0	0	0	0
TOTAL MATERIALS	0	0	0	0	0	0	0	0
OTHER SERVICES & CHARGES								
466-441-441.3010 PROFESSIONAL SERVICES	0	0	0	0	0	0	0	0
TOTAL OTHER SERVICES & CHARGES	0	0	0	0	0	0	0	0
TOTAL PARKS DIVISION	0	0	0	0	0	0	0	0
TOTAL CULTURAL & RECREATION	0	0	0	0	0	0	0	0
TOTAL EXPENDITURES	0	0	0	0	0	0	0	0
REVENUE OVER/(UNDER) EXPENDITURES	0	0	0	42,041	0	0	42,041	

510-MIAMI SPEC. UTILITY AUTH.

REVENUES	2022-2023				2025-2026		2026-2027	
	ACTUAL	ACTUAL	ACTUAL	CURRENT BUDGET	Y-T-D ACTUAL	PROJECTED YEAR END	REQUESTED BUDGET	PROPOSED BUDGET
ELECTRIC SERVICES								
510-000-310.0000 METERED/RESIDENTIAL	6,874,523	7,026,503	7,052,107	7,700,000	0	0	8,200,000	
510-000-310.0100 METERED/GENERAL	1,394,349	1,322,209	1,217,339	1,400,000	0	0	1,400,000	
510-000-310.0200 PURCHASE POWER/RS & GS	1,220,323	428,994	68,055	330,000	0	0	500,000	
510-000-310.0250 PURCHASE POWER X/RS & GS	365,568	345,908	303,032	0	0	0	0	
510-000-310.0300 METERED/COMMERCIAL	2,770,315	2,744,629	2,944,664	3,000,000	0	0	3,300,000	
510-000-310.0400 DEMAND/COMMERCIAL	1,493,729	1,477,540	1,449,839	1,490,000	0	0	1,600,000	
510-000-310.0500 METERED/INDUSTRIAL	3,335,875	3,209,643	3,082,568	3,200,000	0	0	3,000,000	
510-000-310.0600 DEMAND/INDUSTRIAL	1,586,825	1,519,935	1,402,682	1,400,000	0	0	1,500,000	
510-000-310.0700 PURCHASE POWER/CE & IE	1,671,782	555,277	118,718	330,000	0	0	600,000	
510-000-310.0750 PURCHASE POWER X/CE & IE	207,441	204,410	194,850	0	0	0	0	
510-000-310.0800 SALES OF ELECTRIC/AREA LIGHT	207,934	207,298	208,230	200,000	0	0	200,000	
510-000-310.0900 ELECTRIC FREE SERVICE/OTHER	359,158	356,098	316,270	0	0	0	0	
510-000-310.1000 ELECTRIC FREE SERVICE/UTILITY	643,386	580,086	554,993	0	0	0	0	
510-000-310.1100 ELECTRIC REVENUE UNBILLED	0	0	0	0	0	0	0	
510-000-310.1200 RESOLD/REVENUE ELECTRIC	3,538	3,488	647,948	0	0	0	0	
510-000-310.1300 RESOLD/SUPPLIES- ELECTRIC	0	0	(674)	0	0	0	0	
510-000-310.1400 ADJ FREE SERVICE/OTHER	0	0	0	0	0	0	0	
TOTAL ELECTRIC SERVICES	22,134,747	19,982,018	19,560,621	19,050,000	0	0	20,300,000	
MISC. SERVICES								
510-000-320.0000 AVG MONTHLY BILL RESERVE	(46,341)	68,324	14,472	0	0	0	0	
510-000-320.0100 OTHER/NEW CONNECTS	74,257	70,793	67,800	65,000	0	0	70,000	
510-000-320.0200 OTHER/DISCOUNTS	0	0	0	0	0	0	0	
510-000-320.0300 OTHER/PENALTIES	333,341	335,647	464,182	400,000	0	0	400,000	
510-000-320.0600 OTHER/RECONNECT SVC	63,500	57,649	53,309	45,000	0	0	45,000	
510-000-320.0700 OTHER/RETURNED CHECK FEE	4,293	5,230	4,547	4,000	0	0	4,000	
510-000-320.0800 OTHER/MISC	120,464	132,941	181,467	120,000	0	0	120,000	
510-000-320.1000 OTHER/FIRE PROTECTION	16,681	16,209	16,381	16,000	0	0	16,000	
510-000-320.1100 OTHER/TOWER LEASE	19,209	19,209	19,965	19,965	0	0	19,965	
510-000-320.1200 OTHER/INTEREST	20,809	18,845	130,093	84,775	0	0	500,000	
510-000-320.1300 ADJ FREE SERVICE/UTILITY	0	0	0	0	0	0	0	
510-000-320.1500 OTHER/SALE OF SURPLUS	7,619	835	0	0	0	0	0	
510-000-320.1800 INSURANCE RECOVERY	256,906	192,119	20,526	0	0	0	0	
510-000-320.1900 GOVERNMENTAL	0	305,716	492	0	0	0	0	
510-000-320.2000 OTHER/OWRB INTEREST	7,058	12,052	0	0	0	0	0	
510-000-320.2100 LOAN PROCEEDS	(0)	(1,344,433)	268,973	0	0	0	0	
510-000-320.2200 MAIN 66 VENUE RENTAL - MSUA	0	0	0	0	0	0	0	
TOTAL MISC. SERVICES	877,795	(108,862)	1,242,208	754,740	0	0	1,174,965	
WATER SERVICES								
510-000-330.0000 RESIDENTIAL/INSIDE ON SEWER	1,868,201	1,828,763	1,849,449	1,850,000	0	0	1,850,000	
510-000-330.0100 RESIDENTIAL/INSIDE OFF SEWER	188,417	154,419	160,635	195,000	0	0	150,000	
510-000-330.0200 RESIDENTIAL/OUTSIDE ON SEWER	2,567	2,861	2,452	2,500	0	0	2,300	
510-000-330.0300 RESIDENTIAL/OUTSIDE OFF SEWER	32,405	35,337	33,120	35,000	0	0	31,500	
510-000-330.0400 COMMERCIAL/INSIDE ON SEWER	1,130,511	1,210,695	1,224,227	1,200,000	0	0	1,200,000	

510-MIAMI SPEC. UTILITY AUTH.

REVENUES	(----- 2025-2026 -----) (----- 2026-2027 -----)								
	2022-2023 ACTUAL	2023-2024 ACTUAL	2024-2025 ACTUAL	CURRENT BUDGET	Y-T-D ACTUAL	PROJECTED YEAR END	REQUESTED BUDGET	PROPOSED BUDGET	
510-000-330.0500 COMMERCIAL/INSIDE OFF SEWER	296,634	269,734	293,679	300,000	0	0	298,000		
510-000-330.0600 COMMERCIAL/OUTSIDE ON SEWER	87,978	88,759	91,132	85,000	0	0	110,000		
510-000-330.0700 COMMERCIAL/OUTSIDE OFF SEWER	10,830	9,534	14,360	10,000	0	0	8,500		
510-000-330.0800 WATER FREE SALES/UTILITY	72,319	72,524	92,444	0	0	0	0		
510-000-330.0900 WATER FREE SALES/OTHER	81,265	102,229	98,569	0	0	0	0		
510-000-330.1000 WATER UNBILLED REVENUE	0	0	0	0	0	0	0		
510-000-330.1200 RESOLD/REVENUE WATER	15,495	19,163	18,354	0	0	0	0		
510-000-330.1300 RESOLD/SUPPLIES - WATER	0	0	0	0	0	0	0		
TOTAL WATER SERVICES	3,786,622	3,794,018	3,878,422	3,677,500	0	0	3,650,300		
WASTEWATER SERVICES									
510-000-340.0000 SEWER/RESIDENTIAL	1,470,816	1,447,726	1,461,153	1,500,000	0	0	1,470,000		
510-000-340.0100 SEWER/COMMERCIAL	964,435	1,050,971	1,068,676	1,100,000	0	0	1,110,000		
510-000-340.0200 STORMWATER FEE	0	0	10	0	0	0	0		
510-000-340.0300 SEWER FREE SERVICES/UTILITY	290	180	141	0	0	0	0		
510-000-340.0400 SEWER FREE SERVICES/OTHER	19,794	15,793	15,926	0	0	0	0		
510-000-340.0500 SEWER UNBILLED REVENUE	0	0	0	0	0	0	0		
510-000-340.1200 RESOLD/REVENUE WASTEWATER	4,325	1,150	650	0	0	0	0		
510-000-340.1300 RESOLD/SUPPLIES - WASTEWATER	0	0	0	0	0	0	0		
TOTAL WASTEWATER SERVICES	2,459,659	2,515,820	2,546,556	2,600,000	0	0	2,580,000		
SANITATION SERVICES									
510-000-350.0000 SANITATION	2,148,325	2,178,403	2,232,451	2,200,000	0	0	2,200,000		
510-000-350.0100 TIPPING FEES	694,895	646,700	756,081	700,000	0	0	710,000		
510-000-350.0400 SALE OF POLES	183	0	155	0	0	0	0		
510-000-350.0500 RECYCLING	8,094	2,727	14,896	2,000	0	0	5,000		
510-000-350.0600 RENTALS	18,715	8,300	19,767	18,000	0	0	18,000		
510-000-350.0800 SALE OF COMPOST	496	0	0	0	0	0	0		
510-000-350.1000 SANITATIONFREE SERVICE/UTILIT	0	0	0	0	0	0	0		
510-000-350.1100 SANITATION FREE SERVICES/OTHE	0	0	0	0	0	0	0		
510-000-350.1200 RESOLD/REVENUE SOLID WASTE	0	0	0	0	0	0	0		
TOTAL SANITATION SERVICES	2,870,709	2,836,130	3,023,350	2,920,000	0	0	2,933,000		
INTERNAL SERVICES									
510-000-360.0100 FROM GENERAL FUND	8,669,101	8,745,567	8,677,233	8,700,000	0	0	8,800,000		
510-000-360.0200 FROM OTHER FUNDS	342,251	0	0	0	0	0	0		
510-000-360.0300 FROM AIRPORT	0	0	0	0	0	0	0		
510-000-360.0600 FROM CIP	31,776	0	0	0	0	0	0		
510-000-360.1000 RECREATION ASSESSMENT	0	0	0	0	0	0	0		
510-000-360.2000 CASH - LONG/(SHORT)	10	(17)	15	0	0	0	0		
510-000-360.3000 PY RESERVES - CARRYOVER	0	0	0	7,570,094	0	0	4,886,586		
510-000-360.3100 PY MISC. RESERVES - CARRYOVER	0	0	0	99,788	0	0	99,788		
510-000-361.1000 INTEREST INCOME	0	5,297	0	0	5,297	0	0		
TOTAL INTERNAL SERVICES	9,043,138	8,750,847	8,677,247	16,369,882	5,297	0	13,786,374		
TOTAL REVENUES	41,172,670	37,769,971	38,928,403	45,372,122	5,297	0	44,424,639		

CITY OF MIAMI
 PROPOSED BUDGET WORKSHEET
 AS OF: JULY 31ST, 2026

510-MIAMI SPEC. UTILITY AUTH.
 ADMINISTRATIVE SERVICES
 CUSTOMER SERVICE

EXPENDITURES	(----- 2025-2026 -----)				(----- 2026-2027 -----)			
	2022-2023 ACTUAL	2023-2024 ACTUAL	2024-2025 ACTUAL	CURRENT BUDGET	Y-T-D ACTUAL	PROJECTED YEAR END	REQUESTED BUDGET	PROPOSED BUDGET
PERSONNEL SERVICES								
510-400-400.1011 SALARIES & WAGES	199,228	180,225	159,261	226,333	0	0	212,757	_____
510-400-400.1012 OVERTIME	256	272	99	1,000	0	0	1,000	_____
510-400-400.1015 BUY BACK	0	2,710	0	0	0	0	1,200	_____
510-400-400.1016 PART-TIME	0	0	0	0	0	0	0	_____
510-400-400.1018 HOLIDAY BONUS	1,462	1,252	1,110	1,503	0	0	1,377	_____
510-400-400.1020 FICA	11,823	11,189	9,842	14,188	0	0	13,413	_____
510-400-400.1021 RETIREMENT	(1,368)	39,726	21,278	30,344	0	0	28,686	_____
510-400-400.1024 GROUP INSURANCE	43,484	42,099	40,012	48,026	0	0	44,045	_____
510-400-400.1025 WORKERS COMP	394	377	334	340	0	0	909	_____
510-400-400.1026 UNEMPLOYMENT	714	595	595	714	0	0	655	_____
510-400-400.1030 MEDICARE	<u>2,765</u>	<u>2,617</u>	<u>2,302</u>	<u>3,318</u>	<u>0</u>	<u>0</u>	<u>3,137</u>	=====
TOTAL PERSONNEL SERVICES	258,759	281,062	234,833	325,764	0	0	307,178	_____
MATERIALS								
510-400-400.2001 OFFICE	18,130	1,580	2,332	3,050	0	0	3,100	_____
510-400-400.2003 VEHICLE & EQUIPMNT	0	0	0	0	0	0	0	_____
510-400-400.2004 PETROLEUM PRODUCTS	<u>0</u>	<u>0</u>	<u>0</u>	<u>150</u>	<u>0</u>	<u>0</u>	<u>0</u>	=====
TOTAL MATERIALS	18,130	1,580	2,332	3,200	0	0	3,100	_____
OTHER SERVICES & CHARGES								
510-400-400.3002 POSTAGE & FREIGHT	39,194	40,056	41,952	70,000	0	0	70,000	_____
510-400-400.3003 COMMUNICATION	123	572	623	567	0	0	567	_____
510-400-400.3006 EDUCATION & TRAVEL	129	520	400	500	0	0	500	_____
510-400-400.3008 ADVERTISING & PRINTING	0	0	0	0	0	0	0	_____
510-400-400.3010 PROFESSIONAL SERVICES	0	18,268	17,604	24,440	0	0	21,424	_____
510-400-400.3012 MAINT/SERVICE CONTRACTS	558	596	605	605	0	0	605	_____
510-400-400.3016 COMPUTER	0	0	0	1,350	0	0	1,350	_____
510-400-400.3020 MISC. SERVICES & CHARGES	<u>2,593</u>	<u>2,785</u>	<u>3,053</u>	<u>3,850</u>	<u>0</u>	<u>0</u>	<u>3,850</u>	=====
TOTAL OTHER SERVICES & CHARGES	42,598	62,798	64,237	101,312	0	0	98,296	_____
CAPITAL IMPROVEMENT								
510-400-400.4020 IMPROVEMENTS-NOT BUILDINGS	0	0	0	60,000	0	0	10,000	_____
510-400-400.4050 OTHER MACHINERY & EQUIP	<u>0</u>	<u>0</u>	<u>0</u>	<u>0</u>	<u>0</u>	<u>0</u>	<u>0</u>	=====
TOTAL CAPITAL IMPROVEMENT	0	0	0	60,000	0	0	10,000	_____
TOTAL CUSTOMER SERVICE	319,486	345,440	301,402	490,276	0	0	418,574	

CITY OF MIAMI
 PROPOSED BUDGET WORKSHEET
 AS OF: JULY 31ST, 2026

510-MIAMI SPEC. UTILITY AUTH.
 ADMINISTRATIVE SERVICES
 ADMINISTRATIVE SERVICES

EXPENDITURES	2022-2023				2025-2026		2026-2027	
	ACTUAL	ACTUAL	ACTUAL	CURRENT BUDGET	Y-T-D ACTUAL	PROJECTED YEAR END	REQUESTED BUDGET	PROPOSED BUDGET
PERSONNEL SERVICES								
510-401-400.1011 SALARIES & WAGES	345,800	433,546	468,882	507,209	0	0	508,221	
510-401-400.1012 OVERTIME	2,372	547	0	150	0	0	150	
510-401-400.1015 BUY BACK	3,634	13,708	4,890	6,605	0	0	5,967	
510-401-400.1016 PART-TIME	0	0	0	0	0	0	0	
510-401-400.1018 HOLIDAY BONUS	1,005	1,878	1,753	1,878	0	0	1,878	
510-401-400.1019 AUTO ALLOWANCE	3,600	2,710	4,200	4,200	0	0	4,200	
510-401-400.1020 FICA	22,726	29,004	28,329	31,331	0	0	32,266	
510-401-400.1021 RETIREMENT	12,693	85,821	63,344	68,708	0	0	69,007	
510-401-400.1024 GROUP INSURANCE	39,505	62,336	65,160	63,680	0	0	60,646	
510-401-400.1025 WORKERS COMP	675	778	714	739	0	0	661	
510-401-400.1026 UNEMPLOYMENT	476	833	833	893	0	0	893	
510-401-400.1030 MEDICARE	<u>5,315</u>	<u>6,783</u>	<u>6,625</u>	<u>7,327</u>	<u>0</u>	<u>0</u>	<u>7,546</u>	
TOTAL PERSONNEL SERVICES	437,800	637,944	644,731	692,720	0	0	691,434	
MATERIALS								
510-401-400.2001 OFFICE	1,403	2,772	3,701	2,800	0	0	2,800	
510-401-400.2003 VEHICLE & EQUIPMENT	0	0	343	200	0	0	3,000	
510-401-400.2004 PETROLEUM PRODUCTS	0	0	0	100	0	0	800	
510-401-400.2008 REPAIR/MAINT. SUPPLIES	0	0	0	1,000	0	0	0	
510-401-400.2011 PURCHASE ENERGY	<u>15,675,280</u>	<u>10,876,668</u>	<u>9,050,195</u>	<u>11,000,000</u>	<u>0</u>	<u>0</u>	<u>11,440,000</u>	
TOTAL MATERIALS	15,676,683	10,879,441	9,054,239	11,004,100	0	0	11,446,600	
OTHER SERVICES & CHARGES								
510-401-400.3001 RENTAL	3,501	5,016	6,187	5,183	0	0	5,183	
510-401-400.3002 POSTAGE & FREIGHT	4,957	1,089	2,763	4,125	0	0	5,125	
510-401-400.3003 COMMUNICATION	1,722	1,836	1,687	1,764	0	0	1,764	
510-401-400.3006 EDUCATION & TRAVEL	128	5,634	815	17,000	0	0	17,000	
510-401-400.3007 DUES & SUBSCRIPTIONS	8,295	8,372	8,150	17,530	0	0	17,530	
510-401-400.3008 ADVERTISING & PRINTING	0	36	0	700	0	0	700	
510-401-400.3009 INSURANCE	0	0	0	20,000	0	0	20,000	
510-401-400.3010 PROFESSIONAL SERVICES	526,009	533,833	937,382	1,134,800	0	0	1,131,742	
510-401-400.3012 MAINT/SERVICE CONTRACTS	507	354	247	800	0	0	800	
510-401-400.3016 COMPUTER	0	0	0	2,900	0	0	0	
510-401-400.3020 MISC. SERVICES & CHARGES	<u>3,068</u>	<u>510</u>	<u>15,398</u>	<u>94,093</u>	<u>0</u>	<u>0</u>	<u>101,000</u>	
TOTAL OTHER SERVICES & CHARGES	548,186	556,678	972,630	1,298,895	0	0	1,300,844	
CAPITAL IMPROVEMENT								
510-401-400.4010 BUILDINGS	<u>300</u>	<u>99</u>	<u>157,975</u>	<u>14,814</u>	<u>0</u>	<u>0</u>	<u>14,814</u>	
TOTAL CAPITAL IMPROVEMENT	300	99	157,975	14,814	0	0	14,814	
TOTAL ADMINISTRATIVE SERVICES	16,662,970	12,074,163	10,829,575	13,010,529	0	0	13,453,692	

CITY OF MIAMI
 PROPOSED BUDGET WORKSHEET
 AS OF: JULY 31ST, 2026

510-MIAMI SPEC. UTILITY AUTH.
 ADMINISTRATIVE SERVICES
 METERING

EXPENDITURES	2025-2026				2026-2027			
	2022-2023 ACTUAL	2023-2024 ACTUAL	2024-2025 ACTUAL	CURRENT BUDGET	Y-T-D ACTUAL	PROJECTED YEAR END	REQUESTED BUDGET	PROPOSED BUDGET
PERSONNEL SERVICES								
510-402-400.1011 SALARIES & WAGES	176,144	181,956	191,033	203,630	0	0	218,734	
510-402-400.1012 OVERTIME	351	530	1,728	1,750	0	0	1,750	
510-402-400.1015 BUY BACK	1,372	1,945	485	523	0	0	4,752	
510-402-400.1017 DOUBLETIME	58	0	0	500	0	0	500	
510-402-400.1018 HOLIDAY BONUS	1,095	1,190	1,076	1,190	0	0	1,190	
510-402-400.1020 FICA	10,758	11,442	11,806	12,639	0	0	14,298	
510-402-400.1021 RETIREMENT	(1,803)	33,597	26,020	27,732	0	0	30,580	
510-402-400.1024 GROUP INSURANCE	34,070	37,363	37,449	38,089	0	0	38,179	
510-402-400.1025 WORKERS COMP	4,288	4,086	3,982	4,062	0	0	3,646	
510-402-400.1026 UNEMPLOYMENT	565	565	567	565	0	0	565	
510-402-400.1027 UNIFORM ALLOWANCE	1,140	1,140	700	1,330	0	0	1,190	
510-402-400.1030 MEDICARE	2,516	2,676	2,762	2,956	0	0	3,344	
510-402-400.1044 ON-CALL PAY	1,023	1,183	1,171	2,500	0	0	2,500	
TOTAL PERSONNEL SERVICES	231,575	277,673	278,777	297,466	0	0	321,228	
MATERIALS								
510-402-400.2001 OFFICE	300	256	106	110	0	0	110	
510-402-400.2002 TOOLS	126	198	360	300	0	0	1,500	
510-402-400.2003 VEHICLE & EQUIPMENT	3,520	5,397	2,472	5,000	0	0	8,000	
510-402-400.2004 PETROLEUM PRODUCTS	6,747	7,010	6,244	7,500	0	0	7,500	
510-402-400.2075 SUPPLIES/METER READING	114	1,200	770	1,000	0	0	1,300	
510-402-400.2076 SUPPLIES/CONNECTS & DISCONN	4,661	903	2,522	5,000	0	0	1,550	
510-402-400.2127 UNIFORM	952	772	746	2,650	0	0	2,041	
TOTAL MATERIALS	16,420	15,737	13,220	21,560	0	0	22,001	
OTHER SERVICES & CHARGES								
510-402-400.3002 POSTAGE & FREIGHT	0	0	0	100	0	0	100	
510-402-400.3003 COMMUNICATION	1,452	1,860	2,086	2,642	0	0	2,640	
510-402-400.3006 EDUCATION & TRAVEL	0	3,622	77	1,347	0	0	700	
510-402-400.3008 ADVERTISING & PRINTING	0	42	69	150	0	0	150	
510-402-400.3012 MAINT/SERVICE CONTRACTS	0	2,287	10,786	12,576	0	0	15,000	
510-402-400.3016 COMPUTER	318	0	0	850	0	0	0	
510-402-400.3020 MISC. SERVICES & CHARGES	18	0	53	500	0	0	200	
TOTAL OTHER SERVICES & CHARGES	1,788	7,811	13,070	18,165	0	0	18,790	
CAPITAL IMPROVEMENT								
510-402-400.4040 MOTOR VEHICLES	0	48	0	0	0	0	50,000	
510-402-400.4050 OTHER MACHINERY & EQUIP	0	10,175	0	0	0	0	70,000	
TOTAL CAPITAL IMPROVEMENT	0	10,223	0	0	0	0	120,000	
TOTAL METERING	249,783	311,443	305,067	337,191	0	0	482,019	

CITY OF MIAMI
 PROPOSED BUDGET WORKSHEET
 AS OF: JULY 31ST, 2026

510-MIAMI SPEC. UTILITY AUTH.
 ADMINISTRATIVE SERVICES
 INFORMATION TECHNOLOGY

EXPENDITURES	2025-2026				2026-2027			
	2022-2023 ACTUAL	2023-2024 ACTUAL	2024-2025 ACTUAL	CURRENT BUDGET	Y-T-D ACTUAL	PROJECTED YEAR END	REQUESTED BUDGET	PROPOSED BUDGET
PERSONNEL SERVICES								
510-405-400.1011 SALARIES & WAGES	116,412	128,937	128,287	132,159	0	0	132,211	
510-405-400.1015 BUY BACK	0	0	521	1,241	0	0	1,370	
510-405-400.1018 HOLIDAY BONUS	440	501	501	501	0	0	501	
510-405-400.1020 FICA	6,603	7,237	7,491	8,054	0	0	8,313	
510-405-400.1021 RETIREMENT	(774)	25,278	17,150	17,775	0	0	17,779	
510-405-400.1024 GROUP INSURANCE	13,953	16,666	16,673	16,220	0	0	16,236	
510-405-400.1025 WORKERS COMP	233	199	187	193	0	0	172	
510-405-400.1026 UNEMPLOYMENT	238	238	238	238	0	0	238	
510-405-400.1030 MEDICARE	1,544	1,693	1,752	1,884	0	0	1,944	
TOTAL PERSONNEL SERVICES	138,649	180,749	172,799	178,264	0	0	178,764	
MATERIALS								
510-405-400.2001 OFFICE	232	72	101	500	0	0	500	
510-405-400.2002 TOOLS	294	525	1,483	2,000	0	0	2,000	
510-405-400.2004 PETROLEUM PRODUCTS	0	0	0	0	0	0	0	
TOTAL MATERIALS	526	597	1,585	2,500	0	0	2,500	
OTHER SERVICES & CHARGES								
510-405-400.3003 COMMUNICATION	6,072	6,339	2,986	8,500	0	0	8,750	
510-405-400.3006 EDUCATION & TRAVEL	0	0	0	3,000	0	0	3,000	
510-405-400.3010 PROFESSIONAL SERVICES	11,552	1,493	2,736	15,000	0	0	15,000	
510-405-400.3012 MAINT/SERVICE CONTRACTS	455,874	391,137	504,670	513,500	0	0	656,500	
510-405-400.3016 COMPUTER - GF HARDWARE	16,035	18,343	4,667	14,000	0	0	10,000	
510-405-400.3017 COMPUTER - GF SOFTWARE	8,195	26,995	33,220	3,813	0	0	10,000	
510-405-400.3018 COMPUTER - MSUA HARDWARE	535	25,791	6,024	0	0	0	0	
510-405-400.3019 COMPUTER - MSUA SOFTWARE	0	14,646	26,370	0	0	0	0	
510-405-400.3020 MISC. SERVICES & CHARGES	336	174	78	500	0	0	500	
TOTAL OTHER SERVICES & CHARGES	498,598	484,919	580,750	558,313	0	0	703,750	
CAPITAL IMPROVEMENT								
510-405-400.4030 OFFICE EQUIPMENT	0	0	0	0	0	0	20,000	
510-405-400.4050 OTHER MACHINERY & EQUIP	0	0	0	0	0	0	250,000	
TOTAL CAPITAL IMPROVEMENT	0	0	0	0	0	0	270,000	
TOTAL INFORMATION TECHNOLOGY	637,773	666,265	755,135	739,078	0	0	1,155,014	
TOTAL ADMINISTRATIVE SERVICES	17,870,013	13,397,311	12,191,179	14,577,074	0	0	15,509,299	

CITY OF MIAMI
 PROPOSED BUDGET WORKSHEET
 AS OF: JULY 31ST, 2026

510-MIAMI SPEC. UTILITY AUTH.
 ELECTRIC
 ELECTRIC

EXPENDITURES	2022-2023			2025-2026			2026-2027	
	ACTUAL	ACTUAL	ACTUAL	CURRENT BUDGET	Y-T-D ACTUAL	PROJECTED YEAR END	REQUESTED BUDGET	PROPOSED BUDGET
PERSONNEL SERVICES								
510-411-410.1011 SALARIES & WAGES	703,049	682,279	757,661	826,417	0	0	943,324	
510-411-410.1012 OVERTIME	34,227	66,830	44,421	73,400	0	0	80,000	
510-411-410.1015 BUY BACK	2,461	3,368	9,658	7,827	0	0	6,301	
510-411-410.1016 PART-TIME	80,207	106,650	82,147	111,343	0	0	116,653	
510-411-410.1017 DOUBLETIME	19,146	39,436	12,216	28,840	0	0	31,500	
510-411-410.1018 HOLIDAY BONUS	2,453	2,779	3,012	3,436	0	0	3,436	
510-411-410.1020 FICA	52,151	56,433	55,642	70,396	0	0	74,470	
510-411-410.1021 RETIREMENT	(7,866)	165,013	107,598	135,741	0	0	143,749	
510-411-410.1024 GROUP INSURANCE	72,398	76,758	89,517	98,917	0	0	99,114	
510-411-410.1025 WORKERS COMP	15,727	13,359	12,593	12,653	0	0	12,235	
510-411-410.1026 UNEMPLOYMENT	1,440	1,559	1,519	1,837	0	0	1,837	
510-411-410.1027 UNIFORM ALLOWANCE	252	252	460	568	0	0	663	
510-411-410.1030 MEDICARE	12,197	13,198	13,013	16,464	0	0	17,416	
510-411-410.1044 ON-CALL PAY	18,172	17,107	16,539	17,450	0	0	19,250	
TOTAL PERSONNEL SERVICES	1,006,014	1,245,022	1,205,994	1,405,290	0	0	1,549,948	
MATERIALS								
510-411-410.2001 OFFICE	3,210	3,845	5,181	3,500	0	0	3,500	
510-411-410.2002 TOOLS	38,851	40,106	67,757	70,000	0	0	70,000	
510-411-410.2003 VEHICLE & EQUIPMENT	69,764	84,617	79,166	75,000	0	0	80,000	
510-411-410.2004 PETROLEUM PRODUCTS	33,268	35,138	28,851	35,000	0	0	35,000	
510-411-410.2008 REPAIR/MAINT. SUPPLIES	(50,312)	561,776	11,838	12,000	0	0	12,000	
510-411-410.2024 MAINT/SUBSTATION	40,805	53,974	18,130	85,000	0	0	80,000	
510-411-410.2025 MAINT/OVERHEAD	111,375	282,262	144,156	290,000	0	0	290,000	
510-411-410.2026 MAINT/AREA LIGHTS	82,820	91,836	53,564	90,000	0	0	90,000	
510-411-410.2027 MAINT/UNDERGROUND	113,663	282,629	118,182	233,500	0	0	265,000	
510-411-410.2028 MAINT/TRANSFORMERS	78,444	218,183	134,589	235,000	0	0	250,000	
510-411-410.2029 MAINT/METER TESTING	0	1,220	0	6,000	0	0	6,000	
510-411-410.2030 GRDA SETTLEMENT CREDIT 2004	0	0	0	0	0	0	0	
510-411-410.2111 TRAFFIC SIGNAL	13,985	6,093	62,786	69,850	0	0	68,000	
510-411-410.2127 UNIFORM	14,405	15,698	21,161	20,000	0	0	20,000	
TOTAL MATERIALS	550,279	1,677,377	745,362	1,224,850	0	0	1,269,500	
OTHER SERVICES & CHARGES								
510-411-410.3002 POSTAGE & FREIGHT	567	267	875	1,500	0	0	0	
510-411-410.3003 COMMUNICATION	3,648	2,850	2,648	2,442	0	0	3,000	
510-411-410.3006 EDUCATION & TRAVEL	14,332	16,464	24,051	25,000	0	0	25,000	
510-411-410.3010 PROFESSIONAL SERVICES	165,224	89,696	351,742	358,775	0	0	400,000	
510-411-410.3015 LEASE PAYMENTS	7,519	28,333	395,470	449,852	0	0	158,890	
510-411-410.3016 COMPUTER	0	0	0	15,000	0	0	65,000	
510-411-410.3020 MISC. SERVICES & CHARGES	1,539	2,512	4,336	6,000	0	0	197,500	
TOTAL OTHER SERVICES & CHARGES	192,829	140,123	779,121	858,569	0	0	849,390	

CITY OF MIAMI
 PROPOSED BUDGET WORKSHEET
 AS OF: JULY 31ST, 2026

510-MIAMI SPEC. UTILITY AUTH.

ELECTRIC

ELECTRIC

EXPENDITURES	2022-2023		2023-2024		2024-2025		2025-2026		2026-2027	
	ACTUAL	ACTUAL	ACTUAL	CURRENT BUDGET	Y-T-D ACTUAL	PROJECTED YEAR END	REQUESTED BUDGET	PROPOSED BUDGET		
CAPITAL IMPROVEMENT										
510-411-410.4010 BUILDINGS	0	0	0	71,000	0	0	0			
510-411-410.4020 IMPROVEMENTS-NOT BLDGS.	0	0	0	42,000	0	0	0			
510-411-410.4040 MOTOR VEHICLES	(0)	0	35,732	173,953	0	0	407,000			
510-411-410.4050 OTHER MACHINERY & EQUIP	0	0	0	421,831	0	0	0			
510-411-410.4060 INFRASTRUCTURE	<u>0</u>	<u>10,085</u>	<u>0</u>	<u>1,567,165</u>	<u>0</u>	<u>0</u>	<u>0</u>			
TOTAL CAPITAL IMPROVEMENT	0	10,086	35,732	2,275,949	0	0	407,000			
FREE SERVICE										
510-411-410.6000 DEPRECIATION - ELECTRIC	<u>930,012</u>	<u>1,092,276</u>	<u>0</u>	<u>0</u>	<u>0</u>	<u>0</u>	<u>0</u>			
TOTAL FREE SERVICE	930,012	1,092,276	0	0	0	0	0			
TOTAL ELECTRIC	2,679,134	4,164,883	2,766,209	5,764,658	0	0	4,075,838			

CITY OF MIAMI
 PROPOSED BUDGET WORKSHEET
 AS OF: JULY 31ST, 2026

510-MIAMI SPEC. UTILITY AUTH.
 ELECTRIC
 RIGHT-OF-WAY

EXPENDITURES	2022-2023				2025-2026		2026-2027	
	ACTUAL	ACTUAL	ACTUAL	CURRENT BUDGET	Y-T-D ACTUAL	PROJECTED YEAR END	REQUESTED BUDGET	PROPOSED BUDGET
PERSONNEL SERVICES								
510-412-410.1011 SALARIES & WAGES	117,215	168,735	158,508	166,745	0	0	166,804	
510-412-410.1012 OVERTIME	4,934	4,495	6,111	6,000	0	0	6,000	
510-412-410.1015 BUY BACK	348	910	0	0	0	0	0	
510-412-410.1017 DOUBLETIME	314	2,850	688	2,500	0	0	2,500	
510-412-410.1018 HOLIDAY BONUS	497	751	751	751	0	0	751	
510-412-410.1020 FICA	8,692	10,825	10,174	10,614	0	0	10,915	
510-412-410.1021 RETIREMENT	(3,004)	36,775	22,022	22,701	0	0	23,345	
510-412-410.1024 GROUP INSURANCE	17,787	23,455	23,684	24,208	0	0	24,227	
510-412-410.1025 WORKERS COMP	2,577	2,446	2,294	2,202	0	0	2,085	
510-412-410.1026 UNEMPLOYMENT	191	340	357	357	0	0	357	
510-412-410.1030 MEDICARE	2,033	2,532	2,379	2,482	0	0	2,553	
TOTAL PERSONNEL SERVICES	151,584	254,115	226,968	238,560	0	0	239,537	
MATERIALS								
510-412-410.2001 OFFICE	919	178	914	1,000	0	0	1,000	
510-412-410.2002 TOOLS	7,060	9,866	13,115	14,000	0	0	14,000	
510-412-410.2003 VEHICLE & EQUIPMENT	15,005	12,930	22,434	30,000	0	0	23,000	
510-412-410.2004 PETROLEUM PRODUCTS	9,101	9,747	6,902	14,000	0	0	14,000	
510-412-410.2006 CHEMICALS	6,474	6,576	7,757	15,000	0	0	12,000	
510-412-410.2008 REPAIR/MAINT. SUPPLIES	893	2,571	3,854	5,000	0	0	10,000	
510-412-410.2036 TREE TRIMMING/SUPPLIES	611	818	1,173	5,000	0	0	0	
510-412-410.2127 UNIFORM	5,722	5,975	4,212	6,000	0	0	6,000	
TOTAL MATERIALS	45,785	48,659	60,360	90,000	0	0	80,000	
OTHER SERVICES & CHARGES								
510-412-410.3003 COMMUNICATION	1,567	1,651	1,523	1,681	0	0	1,800	
510-412-410.3006 EDUCATION & TRAVEL	5,497	1,918	4,853	4,500	0	0	4,500	
510-412-410.3010 PROFESSIONAL SERVICES	234,623	311,474	266,080	397,500	0	0	430,000	
510-412-410.3015 LEASE PAYMENTS	2,053	7,853	99,354	52,103	0	0	0	
510-412-410.3016 COMPUTER	0	0	0	1,000	0	0	1,000	
510-412-410.3020 MISC. SERVICES & CHARGES	17,729	17,099	17,896	20,000	0	0	30,000	
510-412-410.3039 TREE REPLACEMENT PROGRAM	70	0	0	1,000	0	0	0	
TOTAL OTHER SERVICES & CHARGES	261,538	339,996	389,707	477,784	0	0	467,300	
CAPITAL IMPROVEMENT								
510-412-410.4040 MOTOR VEHICLES	0	0	0	100,000	0	0	0	
510-412-410.4050 OTHER MACHINERY & EQUIP	0	0	0	348,953	0	0	0	
TOTAL CAPITAL IMPROVEMENT	0	0	0	448,953	0	0	0	
TOTAL RIGHT-OF-WAY	458,908	642,770	677,035	1,255,298	0	0	786,837	

CITY OF MIAMI
 PROPOSED BUDGET WORKSHEET
 AS OF: JULY 31ST, 2026

510-MIAMI SPEC. UTILITY AUTH.
 ELECTRIC
 FIBER

EXPENDITURES	2022-2023			2025-2026			2026-2027	
	ACTUAL	ACTUAL	ACTUAL	CURRENT BUDGET	Y-T-D ACTUAL	PROJECTED YEAR END	REQUESTED BUDGET	PROPOSED BUDGET
PERSONNEL SERVICES								
510-413-410.1011 SALARIES & WAGES	0	0	0	0	0	0	250,578	
510-413-410.1012 OVERTIME	0	0	0	0	0	0	20,000	
510-413-410.1015 BUY BACK	0	0	0	0	0	0	0	
510-413-410.1017 DOUBLETIME	0	0	0	0	0	0	5,000	
510-413-410.1018 HOLIDAY BONUS	0	0	0	0	0	0	1,002	
510-413-410.1020 FICA	0	0	0	0	0	0	17,589	
510-413-410.1021 RETIREMENT	0	0	0	0	0	0	37,619	
510-413-410.1024 GROUP INSURANCE	0	0	0	0	0	0	32,416	
510-413-410.1025 WORKERS COMP	0	0	0	0	0	0	6,866	
510-413-410.1026 UNEMPLOYEMENT	0	0	0	0	0	0	476	
510-413-410.1027 UNIFORM ALLOWANCE	0	0	0	0	0	0	1,120	
510-413-410.1030 MEDICARE	0	0	0	0	0	0	4,114	
510-413-410.1044 ON-CALL PAY	0	0	0	0	0	0	6,000	
TOTAL PERSONNEL SERVICES	0	0	0	0	0	0	382,779	
MATERIALS								
510-413-410.2001 OFFICE	0	0	0	0	0	0	1,500	
510-413-410.2002 TOOLS	0	0	0	0	0	0	100,000	
510-413-410.2003 VEHICLE & EQUIPMENT	0	0	0	0	0	0	30,000	
510-413-410.2004 PETROLUEM PRODUCTS	0	0	0	0	0	0	15,000	
510-413-410.2008 REPAIR/MAINT SUPPLIES	0	0	0	0	0	0	5,000	
510-413-410.2127 UNIFORM	0	0	0	0	0	0	8,000	
TOTAL MATERIALS	0	0	0	0	0	0	159,500	
OTHER SERVICES & CHARGES								
510-413-410.3003 COMMUNICATION	0	0	0	0	0	0	2,500	
510-413-410.3006 EDUCATION & TRAVEL	0	0	0	0	0	0	10,000	
510-413-410.3010 PROFESSIONAL SERVICES	0	0	0	297,500	0	0	400,000	
510-413-410.3016 COMPUTER	0	0	0	5,550	0	0	25,000	
510-413-410.3020 MISC SERVICES & CHARGES	0	0	0	1,000	0	0	15,000	
TOTAL OTHER SERVICES & CHARGES	0	0	0	304,050	0	0	452,500	
CAPITAL IMPROVEMENT								
510-413-410.4050 OTHER MACHINERY & EQUIP	0	0	0	0	0	0	100,000	
510-413-410.4060 INFRASTRUCTURE	0	0	0	0	0	0	0	
TOTAL CAPITAL IMPROVEMENT	0	0	0	0	0	0	100,000	
TOTAL FIBER	0	0	0	304,050	0	0	1,094,779	
TOTAL ELECTRIC	3,138,041	4,807,653	3,443,244	7,324,006	0	0	5,957,454	

CITY OF MIAMI
 PROPOSED BUDGET WORKSHEET
 AS OF: JULY 31ST, 2026

510-MIAMI SPEC. UTILITY AUTH.

WATER

WATER PRODUCTION

EXPENDITURES

PERSONNEL SERVICES

	2022-2023 ACTUAL	2023-2024 ACTUAL	2024-2025 ACTUAL	CURRENT BUDGET	Y-T-D ACTUAL	PROJECTED YEAR END	REQUESTED BUDGET	PROPOSED BUDGET
510-421-420.1011 SALARIES & WAGES	164,531	187,511	214,937	209,949	0	0	195,859	
510-421-420.1012 OVERTIME	12,401	16,407	28,563	29,100	0	0	20,000	
510-421-420.1015 BUY BACK	0	1,165	7,041	6,295	0	0	889	
510-421-420.1016 PART-TIME	0	105	0	0	0	0	0	
510-421-420.1017 DOUBLETIME	234	1,059	2,948	3,500	0	0	3,500	
510-421-420.1018 HOLIDAY BONUS	937	1,224	1,002	2,202	0	0	1,252	
510-421-420.1020 FICA	10,588	12,939	15,802	15,705	0	0	13,871	
510-421-420.1021 RETIREMENT	(8,355)	40,994	33,556	33,588	0	0	29,665	
510-421-420.1024 GROUP INSURANCE	29,197	38,185	38,607	40,139	0	0	40,050	
510-421-420.1025 WORKERS COMP	7,230	7,417	6,645	7,379	0	0	5,367	
510-421-420.1026 UNEMPLOYMENT	476	605	591	595	0	0	595	
510-421-420.1027 UNIFORM ALLOWANCE	960	1,200	840	1,120	0	0	1,120	
510-421-420.1030 MEDICARE	2,476	3,026	3,710	3,673	0	0	3,244	
510-421-420.1044 ON-CALL PAY	390	803	1,822	1,135	0	0	1,100	
TOTAL PERSONNEL SERVICES	221,065	312,641	356,064	354,380	0	0	316,511	

MATERIALS

510-421-420.2001 OFFICE	1,956	1,434	2,058	1,500	0	0	1,500	
510-421-420.2002 TOOLS	6,225	7,076	8,378	7,100	0	0	0	
510-421-420.2003 VEHICLE & EQUIPMENT	1,716	2,315	7,875	6,700	0	0	7,000	
510-421-420.2004 PETROLEUM PRODUCTS	259	1,858	245	2,000	0	0	2,000	
510-421-420.2008 REPAIR/MAINT. SUPPLIES	4,365	7,105	13,724	15,000	0	0	73,500	
510-421-420.2039 TREATMENT	4,418	19,609	13,269	20,000	0	0	20,000	
510-421-420.2040 WP MAINT/WELLS	(0)	12,302	143,917	115,000	0	0	245,400	
510-421-420.2041 WP MAINT/PRESSURE PUMP	(16,731)	(23,496)	28,332	38,000	0	0	0	
510-421-420.2056 PERMITS & REGULATORY FEES	2,196	846	4,779	9,500	0	0	9,500	
510-421-420.2057 SAMPLES & TESTING	31,640	25,262	32,527	37,500	0	0	37,500	
510-421-420.2127 UNIFORM	115	837	2,654	2,500	0	0	2,500	
TOTAL MATERIALS	36,159	55,148	257,758	254,800	0	0	398,900	

OTHER SERVICES & CHARGES

510-421-420.3002 POSTAGE & FREIGHT	137	984	175	400	0	0	0	
510-421-420.3003 COMMUNICATIONS	369	563	562	549	0	0	600	
510-421-420.3004 NATURAL GAS	725	664	560	840	0	0	840	
510-421-420.3006 EDUCATION & TRAVEL	543	4,531	8,344	12,000	0	0	12,000	
510-421-420.3008 ADVERTISING & PRINTING	390	95	667	1,100	0	0	0	
510-421-420.3010 PROFESSIONAL SERVICES	164,136	112,730	275,475	250,000	0	0	250,000	
510-421-420.3012 MAINT/SERVICE CONTRACTS	839	839	3,364	3,500	0	0	0	
510-421-420.3015 LEASE PAYMENT	0	0	0	0	0	0	0	
510-421-420.3016 COMPUTER	0	0	159	20,000	0	0	40,000	
510-421-420.3020 MISC. SERVICES & CHARGES	810	578	722	1,200	0	0	6,049	
TOTAL OTHER SERVICES & CHARGES	167,948	120,983	290,028	289,589	0	0	309,489	

CITY OF MIAMI
 PROPOSED BUDGET WORKSHEET
 AS OF: JULY 31ST, 2026

510-MIAMI SPEC. UTILITY AUTH.

WATER

WATER PRODUCTION

EXPENDITURES

CAPITAL IMPROVEMENT

	2022-2023	2023-2024	2024-2025	CURRENT	Y-T-D	PROJECTED	REQUESTED	PROPOSED
	ACTUAL	ACTUAL	ACTUAL	BUDGET	ACTUAL	YEAR END	BUDGET	BUDGET
510-421-420.4020 IMPROVEMENTS - NOT BLDGS.	0	0	0	50,000	0	0	0	_____
510-421-420.4040 MOTOR VEHICLES	0	0	0	0	0	0	0	_____
510-421-420.4050 OTHER MACHINERY & EQUIP	0	0	0	26,900	0	0	0	=====
TOTAL CAPITAL IMPROVEMENT	0	0	0	76,900	0	0	0	=====
TOTAL WATER PRODUCTION	425,171	488,773	903,850	975,669	0	0	1,024,900	

CITY OF MIAMI
 PROPOSED BUDGET WORKSHEET
 AS OF: JULY 31ST, 2026

510-MIAMI SPEC. UTILITY AUTH.
 WATER

WATER DISTRIBUTION

EXPENDITURES	(----- 2025-2026 -----) (----- 2026-2027 -----)							
	2022-2023 ACTUAL	2023-2024 ACTUAL	2024-2025 ACTUAL	CURRENT BUDGET	Y-T-D ACTUAL	PROJECTED YEAR END	REQUESTED BUDGET	PROPOSED BUDGET
PERSONNEL SERVICES								
510-422-420.1011 SALARIES & WAGES	279,368	256,733	220,896	374,909	0	0	388,232	_____
510-422-420.1012 OVERTIME	25,449	24,939	39,534	40,200	0	0	40,200	_____
510-422-420.1015 BUY BACK	0	3,665	4,251	1,450	0	0	0	_____
510-422-420.1016 PART-TIME	7,413	18,730	11,970	27,648	0	0	27,648	_____
510-422-420.1017 DOUBLETIME	6,213	8,230	4,036	12,000	0	0	12,000	_____
510-422-420.1018 HOLIDAY BONUS	1,986	1,252	916	2,086	0	0	2,086	_____
510-422-420.1020 FICA	21,610	20,732	17,316	28,947	0	0	29,779	_____
510-422-420.1021 RETIREMENT	4,244	63,073	35,332	58,243	0	0	60,022	_____
510-422-420.1024 GROUP INSURANCE	49,757	52,429	42,585	66,918	0	0	66,972	_____
510-422-420.1025 WORKERS COMP	20,928	19,047	16,077	16,044	0	0	14,986	_____
510-422-420.1026 UNEMPLOYMENT	999	612	683	991	0	0	991	_____
510-422-420.1027 UNIFORM ALLOWANCE	6,680	1,680	1,120	2,240	0	0	2,332	_____
510-422-420.1030 MEDICARE	5,054	4,849	4,050	6,770	0	0	6,964	_____
510-422-420.1044 ON-CALL PAY	6,916	7,397	5,810	7,800	0	0	7,800	_____
TOTAL PERSONNEL SERVICES	436,616	483,368	404,577	646,245	0	0	660,012	_____
MATERIALS								
510-422-420.2001 OFFICE	1,001	1,149	3,379	2,250	0	0	2,250	_____
510-422-420.2002 TOOLS	14,596	28,346	36,558	37,000	0	0	44,000	_____
510-422-420.2003 VEHICLE & EQUIPMENT	29,529	41,203	80,428	80,000	0	0	80,000	_____
510-422-420.2004 PETROLEUM PRODUCTS	23,172	22,248	23,820	30,000	0	0	30,000	_____
510-422-420.2008 REPAIR/MAINT. SUPPLIES	7,328	30,446	23,612	50,000	0	0	15,000	_____
510-422-420.2020 OTHER OPERATING SUPPLIES	54	0	0	500	0	0	0	_____
510-422-420.2040 WD MAINT/WELLS	0	0	0	92,400	0	0	0	_____
510-422-420.2042 WD MAINT/CLEAR WELL	55	3,631	270	0	0	0	0	_____
510-422-420.2043 WD MAINT/SOUTH TOWER	0	6,163	0	0	0	0	0	_____
510-422-420.2044 WD MAINT/BFG TOWER	0	0	0	0	0	0	0	_____
510-422-420.2045 WD MAINT/STEELCRAFT TOWER	0	0	0	0	0	0	0	_____
510-422-420.2046 WD MAINT/WELL #8	7,437	7,251	2,864	0	0	0	0	_____
510-422-420.2047 WD MAINT/WELL #11	5,290	6,780	89	0	0	0	0	_____
510-422-420.2048 WD MAINT/SW WELL	257	28,033	3,200	0	0	0	0	_____
510-422-420.2050 WATER MAINS	385,646	401,029	486,185	523,935	0	0	650,000	_____
510-422-420.2051 SERVICES	42,559	48,316	66,443	65,000	0	0	0	_____
510-422-420.2052 NEW WATER TAPS	7,181	9,245	13,566	12,000	0	0	0	_____
510-422-420.2053 WATER METERS	71,993	45,351	20,758	45,000	0	0	0	_____
510-422-420.2054 FIRE HYDRANTS	34,304	43,115	60,570	48,000	0	0	0	_____
510-422-420.2071 SUPPLIES/WAREHOUSE	5,210	3,491	0	10,000	0	0	0	_____
510-422-420.2072 SUPPLIES/OPERATING	1,939	6,260	2,837	8,000	0	0	0	_____
510-422-420.2073 SUPPLIES/AUTOMATION	4,164	26,525	0	35,000	0	0	30,000	_____
510-422-420.2127 UNIFORM EXPENSE	1,385	3,051	3,885	5,000	0	0	5,000	_____
TOTAL MATERIALS	643,099	761,635	828,466	1,044,085	0	0	856,250	_____
OTHER SERVICES & CHARGES								
510-422-420.3002 POSTAGE & FREIGHT	168	168	81	2,200	0	0	0	_____
510-422-420.3003 COMMUNICATION	3,674	3,868	2,726	3,000	0	0	0	_____

CITY OF MIAMI
 PROPOSED BUDGET WORKSHEET
 AS OF: JULY 31ST, 2026

510-MIAMI SPEC. UTILITY AUTH.
 WATER

WATER DISTRIBUTION

EXPENDITURES					2025-2026		2026-2027	
	2022-2023 ACTUAL	2023-2024 ACTUAL	2024-2025 ACTUAL	CURRENT BUDGET	Y-T-D ACTUAL	PROJECTED YEAR END	REQUESTED BUDGET	PROPOSED BUDGET
510-422-420.3006 EDUCATION & TRAVEL	1,221	6,676	4,271	7,500	0	0	7,500	
510-422-420.3010 PROFESSIONAL SERVICES	232,775	201,336	168,801	200,049	0	0	200,000	
510-422-420.3012 MAINT/SERVICE CONTRACTS	4,013	2,544	2,497	6,500	0	0	0	
510-422-420.3015 LEASE PAYMENTS	1,356	4,082	61,129	56,427	0	0	33,215	
510-422-420.3016 COMPUTER	0	0	0	10,000	0	0	10,000	
510-422-420.3020 MISC. SERVICES & CHARGES	<u>0</u>	<u>76</u>	<u>95</u>	<u>500</u>	<u>0</u>	<u>0</u>	<u>60,500</u>	
TOTAL OTHER SERVICES & CHARGES	243,207	218,749	239,600	286,176	0	0	311,215	
CAPITAL IMPROVEMENT								
510-422-420.4020 IMPROVEMENTS-NOT BLDGS.	55,485	0	459	224,101	0	0	0	
510-422-420.4040 MOTOR VEHICLES	0	2,766	0	0	0	0	360,000	
510-422-420.4050 OTHER MACHINERY & EQUIP	0	172	0	387,247	0	0	40,000	
510-422-420.4060 INFRASTRUCTURE	<u>494</u>	<u>51,100</u>	<u>130,269</u>	<u>973,846</u>	<u>0</u>	<u>0</u>	<u>400,000</u>	
TOTAL CAPITAL IMPROVEMENT	55,979	54,038	130,728	1,585,194	0	0	800,000	
FREE SERVICE								
510-422-420.6000 DEPRECIATION EXP - WATER DIST	<u>559,500</u>	<u>580,865</u>	<u>0</u>	<u>0</u>	<u>0</u>	<u>0</u>	<u>0</u>	
TOTAL FREE SERVICE	559,500	580,865	0	0	0	0	0	
TOTAL WATER DISTRIBUTION	1,938,402	2,098,655	1,603,372	3,561,700	0	0	2,627,477	
TOTAL WATER	2,363,573	2,587,427	2,507,221	4,537,369	0	0	3,652,378	

CITY OF MIAMI
 PROPOSED BUDGET WORKSHEET
 AS OF: JULY 31ST, 2026

510-MIAMI SPEC. UTILITY AUTH.
 WASTEWATER

EXPENDITURES	2022-2023	2023-2024	2024-2025	2025-2026			2026-2027	
	ACTUAL	ACTUAL	ACTUAL	CURRENT BUDGET	Y-T-D ACTUAL	PROJECTED YEAR END	REQUESTED BUDGET	PROPOSED BUDGET
<u>FREE SERVICE</u>								
510-431-430.6000 DEPRECIATION EXP - WASTE WTR	416,087	533,921	0	0	0	0	0	
TOTAL FREE SERVICE	416,087	533,921	0	0	0	0	0	
TOTAL POLLUTION CONTROL	852,832	1,099,773	672,752	742,777	(3,495)	0	552,550	

CITY OF MIAMI
 PROPOSED BUDGET WORKSHEET
 AS OF: JULY 31ST, 2026

510-MIAMI SPEC. UTILITY AUTH.
 WASTEWATER

WASTEWATER COLLECTION

EXPENDITURES	(----- 2025-2026 -----) (----- 2026-2027 -----)							
	2022-2023 ACTUAL	2023-2024 ACTUAL	2024-2025 ACTUAL	CURRENT BUDGET	Y-T-D ACTUAL	PROJECTED YEAR END	REQUESTED BUDGET	PROPOSED BUDGET
PERSONNEL SERVICES								
510-432-430.1011 SALARIES & WAGES	39,390	48,331	50,010	70,730	0	0	70,173	_____
510-432-430.1012 OVERTIME	3,881	2,590	1,513	6,000	0	0	6,000	_____
510-432-430.1015 BUY BACK	0	0	0	0	0	0	0	_____
510-432-430.1017 DOUBLETIME	2,138	1,112	919	3,000	0	0	3,000	_____
510-432-430.1018 HOLIDAY BONUS	0	250	250	333	0	0	333	_____
510-432-430.1020 FICA	2,647	3,274	3,238	4,917	0	0	5,049	_____
510-432-430.1021 RETIREMENT	(1,247)	10,841	7,176	10,516	0	0	10,799	_____
510-432-430.1024 GROUP INSURANCE	2,574	8,309	8,312	10,718	0	0	10,726	_____
510-432-430.1025 WORKERS COMP	3,246	2,501	2,036	2,098	0	0	1,953	_____
510-432-430.1026 UNEMPLOYMENT	0	119	119	158	0	0	158	_____
510-432-430.1027 UNIFORM ALLOWANCE	240	240	280	280	0	0	372	_____
510-432-430.1030 MEDICARE	619	766	757	1,150	0	0	1,181	_____
510-432-430.1044 ON-CALL PAY	810	1,110	1,146	1,670	0	0	1,560	_____
TOTAL PERSONNEL SERVICES	54,299	79,444	75,756	111,569	0	0	111,304	_____
MATERIALS								
510-432-430.2002 TOOLS	0	8,408	8,163	8,500	0	0	8,500	_____
510-432-430.2003 VEHICLE & EQUIPMENT	7,907	11,675	42,026	30,000	0	0	30,000	_____
510-432-430.2004 PETROLEUM PRODUCTS	0	0	1,796	10,000	0	0	10,000	_____
510-432-430.2080 COLLECTION SUPPLIES	(0)	94,565	173,084	170,000	0	0	170,000	_____
TOTAL MATERIALS	7,907	114,649	225,069	218,500	0	0	218,500	_____
OTHER SERVICES & CHARGES								
510-432-430.3003 COMMUNICATION	504	483	0	481	0	0	0	_____
510-432-430.3006 EDUCATION & TRAVEL	620	56	153	1,000	0	0	0	_____
510-432-430.3015 LEASE PAYMENTS	5,001	14,628	152,289	126,908	0	0	0	_____
510-432-430.3016 COMPUTER	0	0	0	1,000	0	0	1,000	_____
510-432-430.3020 MISC. SERVICES & CHARGES	0	0	0	0	0	0	480	_____
TOTAL OTHER SERVICES & CHARGES	6,126	15,167	152,442	129,389	0	0	1,480	_____
CAPITAL IMPROVEMENT								
510-432-430.4020 IMPROVEMENTS-NOT BUILDINGS	17,440	114,446	94,485	888,218	0	0	0	_____
510-432-430.4050 OTHER MACHINERY & EQUIP	0	0	0	100,000	0	0	156,000	_____
510-432-430.4060 INFRASTRUCTURE	0	0	0	100,000	0	0	227,000	_____
TOTAL CAPITAL IMPROVEMENT	17,440	114,446	94,485	1,088,218	0	0	383,000	_____
TOTAL WASTEWATER COLLECTION	85,771	323,705	547,752	1,547,675	0	0	714,284	_____

CITY OF MIAMI
 PROPOSED BUDGET WORKSHEET
 AS OF: JULY 31ST, 2026

510-MIAMI SPEC. UTILITY AUTH.
 WASTEWATER
 STORM WATER

EXPENDITURES	2022-2023		2023-2024		2024-2025		2025-2026			2026-2027	
	ACTUAL	ACTUAL	ACTUAL	CURRENT BUDGET	Y-T-D ACTUAL	PROJECTED YEAR END	REQUESTED BUDGET	PROPOSED BUDGET			
PERSONNEL SERVICES											
510-433-430.1011 SALARIES & WAGES	(4,237)	99	0	0	0	0	0	0			
510-433-430.1021 RETIREMENT	(4,949)	3,731	0	0	0	0	0	0			
TOTAL PERSONNEL SERVICES	(9,186)	3,830	0	0	0	0	0	0			
TOTAL STORM WATER	(9,186)	3,830	0	0	0	0	0	0			
TOTAL WASTEWATER	929,417	1,427,308	1,220,504	2,290,452	(3,495)	0	1,266,835				

CITY OF MIAMI
 PROPOSED BUDGET WORKSHEET
 AS OF: JULY 31ST, 2026

510-MIAMI SPEC. UTILITY AUTH.

SOLID WASTE

SOLID WASTE

EXPENDITURES	2022-2023		2023-2024		2024-2025		2025-2026		2026-2027	
	ACTUAL	ACTUAL	ACTUAL	CURRENT BUDGET	Y-T-D ACTUAL	PROJECTED YEAR END	REQUESTED BUDGET	PROPOSED BUDGET		
PERSONNEL SERVICES										
510-442-440.1011 SALARIES & WAGES	288,411	314,299	335,166	356,025	0	0	364,822			
510-442-440.1012 OVERTIME	17,576	18,221	14,564	17,500	0	0	17,500			
510-442-440.1015 BUY BACK	1,112	4,365	2,798	2,021	0	0	3,383			
510-442-440.1016 PART-TIME	6,512	2,053	1,446	26,305	0	0	27,399			
510-442-440.1017 DOUBLETIME	62	0	0	390	0	0	0			
510-442-440.1018 HOLIDAY BONUS	2,241	2,114	2,242	2,494	0	0	2,494			
510-442-440.1020 FICA	19,052	21,651	21,711	25,188	0	0	25,923			
510-442-440.1021 RETIREMENT (CITY)	(2,865)	66,841	44,968	50,350	0	0	51,777			
510-442-440.1024 GROUP INSURANCE	62,341	56,866	58,395	72,105	0	0	72,140			
510-442-440.1025 WORKERS COMP	17,671	18,512	18,487	19,612	0	0	18,548			
510-442-440.1026 UNEMPLOYMENT	1,190	1,190	952	1,309	0	0	1,309			
510-442-440.1027 UNIFORM ALLOWANCE	1,680	1,680	1,960	2,520	0	0	2,520			
510-442-440.1030 MEDICARE	<u>4,456</u>	<u>5,064</u>	<u>5,077</u>	<u>5,891</u>	<u>0</u>	<u>0</u>	<u>6,063</u>			
TOTAL PERSONNEL SERVICES	419,439	512,856	507,767	581,709	0	0	593,877			
MATERIALS										
510-442-440.2001 OFFICE	2,001	2,138	2,724	2,500	0	0	2,000			
510-442-440.2002 TOOLS	751	1,051	825	1,200	0	0	1,000			
510-442-440.2003 VEHICLE & EQUIPMENT	146,173	92,584	123,110	125,000	0	0	125,000			
510-442-440.2004 PETROLEUM PRODUCTS	85,178	71,292	58,949	85,000	0	0	85,000			
510-442-440.2006 CHEMICALS	0	395	0	400	0	0	0			
510-442-440.2007 JANITORIAL SUPPLIES	927	1,270	1,030	1,050	0	0	0			
510-442-440.2008 REPAIR/MAINT. SUPPLIES	62,423	27,664	31,865	47,955	0	0	50,000			
510-442-440.2127 UNIFORM	<u>3,074</u>	<u>2,812</u>	<u>1,845</u>	<u>3,150</u>	<u>0</u>	<u>0</u>	<u>3,150</u>			
TOTAL MATERIALS	300,527	199,206	220,348	266,255	0	0	266,150			
OTHER SERVICES & CHARGES										
510-442-440.3002 POSTAGE & FREIGHT	0	17	0	0	0	0	0			
510-442-440.3003 COMMUNICATION	1,010	1,810	1,043	1,500	0	0	0			
510-442-440.3006 EDUCATION & TRAVEL	473	907	2,016	1,500	0	0	1,500			
510-442-440.3008 ADVERTISING & PRINTING	730	0	490	800	0	0	0			
510-442-440.3010 PROFESSIONAL SERVICES	7,568	37,150	13,588	30,000	0	0	30,000			
510-442-440.3011 SPECIAL CONTRACTS	1,289,711	1,000,916	1,029,305	1,050,000	0	0	1,100,000			
510-442-440.3012 MAINT/SERVICE CONTRACTS	2,788	1,073	2,536	2,500	0	0	0			
510-442-440.3015 LEASE PAYMENTS	9,937	10,794	311,077	379,676	0	0	203,067			
510-442-440.3016 COMPUTER	0	0	0	1,700	0	0	2,000			
510-442-440.3020 MISC. SERVICES & CHARGES	<u>1,441</u>	<u>13,764</u>	<u>23,021</u>	<u>23,000</u>	<u>0</u>	<u>0</u>	<u>29,000</u>			
TOTAL OTHER SERVICES & CHARGES	1,313,658	1,066,431	1,383,075	1,490,676	0	0	1,365,567			
CAPITAL IMPROVEMENT										
510-442-440.4010 BUILDINGS	0	25,169	0	472,121	0	0	0			
510-442-440.4040 MOTOR VEHICLES	3,125	(1,328,094)	0	235,204	0	0	179,000			
510-442-440.4050 OTHER MACHINERY & EQUIP	<u>0</u>	<u>(1)</u>	<u>0</u>	<u>35,045</u>	<u>0</u>	<u>0</u>	<u>67,000</u>			
TOTAL CAPITAL IMPROVEMENT	3,125	(1,302,925)	0	742,370	0	0	246,000			

CITY OF MIAMI
 PROPOSED BUDGET WORKSHEET
 AS OF: JULY 31ST, 2026

510-MIAMI SPEC. UTILITY AUTH.

SOLID WASTE

SOLID WASTE

EXPENDITURES	2022-2023 ACTUAL	2023-2024 ACTUAL	2024-2025 ACTUAL	2025-2026			2026-2027	
				CURRENT BUDGET	Y-T-D ACTUAL	PROJECTED YEAR END	REQUESTED BUDGET	PROPOSED BUDGET
<u>FREE SERVICE</u>								
510-442-440.6000 DEPRECIATION EXP - OP CNTR	266,493	340,426	0	0	0	0	0	0
TOTAL FREE SERVICE	266,493	340,426	0	0	0	0	0	0
TOTAL SOLID WASTE	2,303,242	815,994	2,111,190	3,081,009	0	0	2,471,594	
TOTAL SOLID WASTE	2,303,242	815,994	2,111,190	3,081,009	0	0	2,471,594	

CITY OF MIAMI
 PROPOSED BUDGET WORKSHEET
 AS OF: JULY 31ST, 2026

510-MIAMI SPEC. UTILITY AUTH.
 ENGINEERING
 COMMUNITY DEVELOPMENT

EXPENDITURES	(----- 2025-2026 -----)				(----- 2026-2027 -----)			
	2022-2023 ACTUAL	2023-2024 ACTUAL	2024-2025 ACTUAL	CURRENT BUDGET	Y-T-D ACTUAL	PROJECTED YEAR END	REQUESTED BUDGET	PROPOSED BUDGET
PERSONNEL SERVICES								
510-451-450.1011 SALARIES & WAGES	204,385	168,848	174,057	184,854	0	0	184,664	
510-451-450.1012 OVERTIME	0	0	0	150	0	0	150	
510-451-450.1015 BUY BACK	1,998	1,379	1,626	3,636	0	0	5,147	
510-451-450.1018 HOLIDAY BONUS	869	751	751	751	0	0	751	
510-451-450.1020 FICA	12,017	10,336	10,704	11,334	0	0	11,859	
510-451-450.1021 RETIREMENT	(7,786)	34,678	23,466	24,969	0	0	25,363	
510-451-450.1024 GROUP INSURANCE	26,621	24,966	24,976	24,257	0	0	24,299	
510-451-450.1025 WORKERS COMP	3,920	2,952	2,868	2,954	0	0	2,427	
510-451-450.1026 UNEMPLOYMENT	417	357	357	357	0	0	357	
510-451-450.1027 UNIFORM ALLOWANCE	480	480	560	560	0	0	560	
510-451-450.1030 MEDICARE	<u>2,810</u>	<u>2,417</u>	<u>2,503</u>	<u>2,650</u>	<u>0</u>	<u>0</u>	<u>2,773</u>	
TOTAL PERSONNEL SERVICES	245,731	247,166	241,868	256,473	0	0	258,351	
MATERIALS								
510-451-450.2001 OFFICE	2,547	983	1,307	1,100	0	0	1,100	
510-451-450.2002 TOOLS	0	0	96	100	0	0	100	
510-451-450.2003 VEHICLE & EQUIPMENT	0	1,075	143	500	0	0	500	
510-451-450.2004 PETROLEUM PRODUCTS	1,061	907	494	1,000	0	0	1,000	
510-451-450.2127 UNIFORM	<u>383</u>	<u>0</u>	<u>261</u>	<u>600</u>	<u>0</u>	<u>0</u>	<u>350</u>	
TOTAL MATERIALS	3,991	2,965	2,300	3,300	0	0	3,050	
OTHER SERVICES & CHARGES								
510-451-450.3002 POSTAGE & FREIGHT	0	0	0	0	0	0	0	
510-451-450.3003 COMMUNICATION	2,417	2,797	1,605	1,173	0	0	1,173	
510-451-450.3006 EDUCATION & TRAVEL	624	1,657	619	975	0	0	1,000	
510-451-450.3007 DUES & SUBSCRIPTIONS	2,500	(737)	0	4,000	0	0	4,000	
510-451-450.3008 ADVERTISING & PRINTING	22	87	72	0	0	0	75	
510-451-450.3012 MAINT/SERVICE CONTRACTS	0	0	0	1,225	0	0	2,000	
510-451-450.3015 LEASE PAYMENTS	650	824	12,172	5,618	0	0	0	
510-451-450.3016 COMPUTER	0	0	0	2,400	0	0	0	
510-451-450.3020 MISC. SERVICES & CHARGES	<u>79</u>	<u>59</u>	<u>65</u>	<u>250</u>	<u>0</u>	<u>0</u>	<u>500</u>	
TOTAL OTHER SERVICES & CHARGES	6,292	4,687	14,533	15,641	0	0	8,748	
CAPITAL IMPROVEMENT								
510-451-450.4040 MOTOR VEHICLES	(0)	0	0	0	0	0	0	
TOTAL CAPITAL IMPROVEMENT	(0)	0	0	0	0	0	0	
TOTAL COMMUNITY DEVELOPMENT	256,013	254,818	258,701	275,413	0	0	270,149	
TOTAL ENGINEERING	256,013	254,818	258,701	275,413	0	0	270,149	

CITY OF MIAMI
 PROPOSED BUDGET WORKSHEET
 AS OF: JULY 31ST, 2026

510-MIAMI SPEC. UTILITY AUTH.

DEBT SERVICE (MSUA)

DEBT SERVICE

EXPENDITURES	2022-2023		2023-2024		2024-2025		2025-2026			2026-2027	
	ACTUAL	ACTUAL	ACTUAL	CURRENT BUDGET	Y-T-D ACTUAL	PROJECTED YEAR END	REQUESTED BUDGET	PROPOSED BUDGET			
DEBT SERVICE											
510-471-470.5001 DEBT SVC/LOAN PYMT	(40)	0	1,022,959	345,336	0	0	293,724				
510-471-470.5002 DEBT SVC/INTEREST PYMT	37,008	47,517	39,736	73,848	0	0	63,529				
510-471-470.5003 DEBT SVC/PAYING AGENT FEE	<u>19,777</u>	<u>21,373</u>	<u>16,640</u>	<u>15,415</u>	<u>0</u>	<u>0</u>	<u>22,881</u>				
TOTAL DEBT SERVICE	56,744	68,890	1,079,334	434,599	0	0	380,133				
TOTAL DEBT SERVICE	56,744	68,890	1,079,334	434,599	0	0	380,133				
TOTAL DEBT SERVICE (MSUA)	56,744	68,890	1,079,334	434,599	0	0	380,133				

CITY OF MIAMI
 PROPOSED BUDGET WORKSHEET
 AS OF: JULY 31ST, 2026

510-MIAMI SPEC. UTILITY AUTH.

TRANSFERS (MSUA)

TRANSFERS

EXPENDITURES				2025-2026			2026-2027	
	2022-2023 ACTUAL	2023-2024 ACTUAL	2024-2025 ACTUAL	CURRENT BUDGET	Y-T-D ACTUAL	PROJECTED YEAR END	REQUESTED BUDGET	PROPOSED BUDGET
TRANSFERS								
510-491-490.7071 TRANSFER TO GENERAL FUND	8,389,889	9,173,137	9,131,972	9,588,785	0	0	10,172,877	
510-491-490.7072 TRANSFER TO DEMO FUND	50,000	50,000	50,000	0	0	0	0	
510-491-490.7077 TRANSFER TO STREET & ALLEY	500,000	500,000	500,000	500,000	0	0	500,000	
510-491-490.7078 TRANSFER TO CAPITAL IMPROVEMN	0	0	0	0	0	0	0	
510-491-490.7079 TRANSFER TO OTHER FUNDS	0	635,890	0	6,907	0	0	0	
510-491-490.7080 TRANSFER TO MDRA	95,000	22,672	0	0	0	0	50,000	
510-491-490.7082 TRANSFER TO RAINY DAY FUND	372,232	372,232	372,232	372,232	0	0	372,232	
510-491-490.7084 TRANSFER TO UTILITY IMPROVEMN	691,609	669,036	692,238	692,538	0	0	1,969,339	
510-491-490.7085 TRANSFER TO ST-STADIUM FUND	1,551,560	1,557,430	1,545,261	1,549,315	0	0	1,567,123	
510-491-490.7097 TRANSFER TO HEALTH INS FUND	0	0	0	0	0	0	0	
510-491-490.7102 TRANSFER TO AIRPORT	0	0	0	0	0	0	115,000	
TOTAL TRANSFERS	11,650,290	12,980,397	12,291,703	12,709,777	0	0	14,746,571	
TOTAL TRANSFERS	11,650,290	12,980,397	12,291,703	12,709,777	0	0	14,746,571	
TOTAL TRANSFERS (MSUA)	11,650,290	12,980,397	12,291,703	12,709,777	0	0	14,746,571	
TOTAL EXPENDITURES	39,735,498	37,443,853	36,180,350	45,229,700	(3,495)	0	44,254,413	
REVENUE OVER/(UNDER) EXPENDITURES	1,437,172	326,118	2,748,054	142,422	8,792	0	170,226	

CITY OF MIAMI
 PROPOSED BUDGET WORKSHEET
 AS OF: JULY 31ST, 2026

511-STORMWATER FUND

REVENUES	2022-2023 ACTUAL	2023-2024 ACTUAL	2024-2025 ACTUAL	2025-2026			2026-2027	
				CURRENT BUDGET	Y-T-D ACTUAL	PROJECTED YEAR END	REQUESTED BUDGET	PROPOSED BUDGET
<u>MISC. SERVICES</u>								
511-000-320.0800 OTHER/MISC	345	18	69	0	0	0	0	
511-000-320.0900 OTHER/STORMWATER PERMIT FEE	<u>0</u>	<u>0</u>	<u>0</u>	<u>0</u>	<u>0</u>	<u>0</u>	<u>0</u>	<u></u>
TOTAL MISC. SERVICES	345	18	69	0	0	0	0	
<u>WASTEWATER SERVICES</u>								
511-000-340.0200 STORMWATER FEE	<u>132,622</u>	<u>132,101</u>	<u>132,204</u>	<u>132,052</u>	<u>0</u>	<u>0</u>	<u>132,000</u>	<u></u>
TOTAL WASTEWATER SERVICES	132,622	132,101	132,204	132,052	0	0	132,000	
<u>INTERNAL SERVICES</u>								
511-000-360.3000 PY CARRYOVER - RESERVES	<u>0</u>	<u>0</u>	<u>0</u>	<u>486,885</u>	<u>0</u>	<u>0</u>	<u>113,336</u>	<u></u>
TOTAL INTERNAL SERVICES	0	0	0	486,885	0	0	113,336	
<u>TRANSFERS</u>								
511-000-397.0100 FROM GENERAL FUND	0	0	0	0	0	0	0	
511-000-397.3000 FROM MSUA	<u>0</u>	<u>0</u>	<u>0</u>	<u>1,907</u>	<u>0</u>	<u>0</u>	<u>0</u>	<u></u>
TOTAL TRANSFERS	0	0	0	1,907	0	0	0	
TOTAL REVENUES	<u>132,967</u>	<u>132,119</u>	<u>132,273</u>	<u>620,844</u>	<u>0</u>	<u>0</u>	<u>245,336</u>	<u></u>

CITY OF MIAMI
 PROPOSED BUDGET WORKSHEET
 AS OF: JULY 31ST, 2026

511-STORMWATER FUND
 WASTEWATER
 STORMWATER

EXPENDITURES	2025-2026				2026-2027			
	2022-2023 ACTUAL	2023-2024 ACTUAL	2024-2025 ACTUAL	CURRENT BUDGET	Y-T-D ACTUAL	PROJECTED YEAR END	REQUESTED BUDGET	PROPOSED BUDGET
PERSONNEL SERVICES								
511-433-430.1011 SALARIES & WAGES	28,643	53,811	54,734	56,416	0	0	32,334	
511-433-430.1015 BUY BACK	0	0	0	0	0	0	0	
511-433-430.1018 HOLIDAY BONUS	248	250	250	250	0	0	125	
511-433-430.1020 FICA	2,069	3,003	3,328	3,458	0	0	2,017	
511-433-430.1021 RETIREMENT	4,703	7,119	7,332	7,552	0	0	4,315	
511-433-430.1024 GROUP INSURANCE	5,067	8,316	8,319	8,072	0	0	4,056	
511-433-430.1025 WORKERS COMP	2,230	2,054	1,760	1,813	0	0	404	
511-433-430.1026 UMEMPLOYMENT	119	119	119	119	0	0	60	
511-433-430.1027 UNIFORM ALLOWANCE	240	240	280	280	0	0	80	
511-433-430.1030 MEDICARE	484	702	778	809	0	0	472	
TOTAL PERSONNEL SERVICES	43,802	75,615	76,900	78,770	0	0	43,862	
MATERIALS								
511-433-430.2001 OFFICE	0	44	361	500	0	0	500	
511-433-430.2002 TOOLS	4,944	25	1,383	16,000	0	0	500	
511-433-430.2003 VEHICLE & EQUIPMENT	93	0	75	500	0	0	500	
511-433-430.2004 PETROLEUM PRODUCTS	140	140	60	300	0	0	300	
511-433-430.2008 REPAIR/MAINT SUPPLIES	18,181	390	13,975	24,000	0	0	20,000	
511-433-430.2056 PERMITS & REGULATORY FEES	2,848	1,106	1,043	3,500	0	0	4,000	
511-433-430.2057 SAMPLES & TESTING	0	250	825	7,000	0	0	5,000	
511-433-430.2127 UNIFORM	160	0	0	370	0	0	300	
TOTAL MATERIALS	26,366	1,954	17,722	52,170	0	0	31,100	
OTHER SERVICES & CHARGES								
511-433-430.3002 POSTAGE & FREIGHT	0	0	0	25	0	0	0	
511-433-430.3003 COMMUNICATION	506	576	1,859	1,200	0	0	1,200	
511-433-430.3006 EDUCATION & TRAVEL	0	223	149	1,000	0	0	1,000	
511-433-430.3007 DUES & SUBSCRIPTIONS	4,250	4,250	4,250	5,000	0	0	0	
511-433-430.3008 ADVERTISING & PRINTING	0	2,100	2,200	2,500	0	0	0	
511-433-430.3010 PROFESSIONAL SERVICES	0	7,848	8,284	15,000	0	0	15,000	
511-433-430.3012 MAINT/SERVICE CONTRACTS	0	0	128	500	0	0	0	
511-433-430.3016 COMPUTER	0	0	0	850	0	0	1,000	
511-433-430.3020 MISC. SERVICES & CHARGES	0	0	0	0	0	0	5,500	
511-433-430.3034 PUBLIC EDUCATION	0	0	0	1,500	0	0	4,000	
TOTAL OTHER SERVICES & CHARGES	4,756	14,996	16,870	27,575	0	0	27,700	
CAPITAL IMPROVEMENT								
511-433-430.4060 INFRASTRUCTURE	0	0	166,693	200,000	0	0	100,000	
TOTAL CAPITAL IMPROVEMENT	0	0	166,693	200,000	0	0	100,000	
TOTAL STORMWATER	74,924	92,565	278,186	358,515	0	0	202,662	
TOTAL WASTEWATER	74,924	92,565	278,186	358,515	0	0	202,662	
TOTAL EXPENDITURES	74,924	92,565	278,186	358,515	0	0	202,662	
REVENUE OVER/(UNDER) EXPENDITURES	58,044	39,553	(145,913)	262,328	0	0	42,674	

CITY OF MIAMI
 PROPOSED BUDGET WORKSHEET
 AS OF: JULY 31ST, 2026

512-MSUA GRANT/DONATIONS FU

REVENUES	(----- 2025-2026 -----) (----- 2026-2027 -----)							
	2022-2023 ACTUAL	2023-2024 ACTUAL	2024-2025 ACTUAL	CURRENT BUDGET	Y-T-D ACTUAL	PROJECTED YEAR END	REQUESTED BUDGET	PROPOSED BUDGET
<u>INTERGOVERNMENT REVENUE</u>								
512-000-331.4000 GOVERNMENTAL	0	0	0	14,512,553	0	0	0	
TOTAL INTERGOVERNMENT REVENUE	0	0	0	14,512,553	0	0	0	
<u>MISC. REVENUE</u>								
512-000-387.0000 PY RESERVES-CARRYOVER	0	0	0	0	0	0	0	
512-000-387.0100 PY RESERVES-CARRYOVER IT	0	0	0	0	0	0	0	
512-000-387.0250 PY RESERVES-CARRYOVER ELEC	0	0	0	2,242,859	0	0	239,559	
512-000-387.0300 PY RESERVES-CARRYOVER ROW	0	0	0	0	0	0	0	
512-000-387.0400 PY RESERVES-CARRYOVER W DIST	0	0	0	600,000	0	0	0	
512-000-387.1000 DONATIONS	0	27,256	7,449	0	0	0	0	
512-000-387.1100 DONATIONS-IT	0	0	0	0	0	0	0	
512-000-387.1250 DONATIONS-ELEC	0	0	0	0	0	0	0	
512-000-387.1300 DONATIONS-ROW	0	0	0	0	0	0	0	
512-000-387.1400 DONATIONS-W DIST	0	0	0	0	0	0	0	
512-000-387.3000 GRANTS	0	0	0	0	0	0	0	
512-000-387.3100 GRANTS-IT	0	0	0	0	0	0	0	
512-000-387.3250 GRANTS-ELEC	0	0	0	0	0	0	0	
512-000-387.3300 GRANTS-ROW	0	0	0	0	0	0	0	
512-000-387.3400 GRANTS-W DIST	0	0	0	0	0	0	0	
TOTAL MISC. REVENUE	0	27,256	7,449	2,842,859	0	0	239,559	
<u>TRANSFERS</u>								
512-000-397.0100 FROM GENERAL FUND	0	0	130,535	0	0	0	0	
512-000-397.1000 FROM OTHER FUNDS	0	1,603,263	0	0	0	0	0	
512-000-397.3000 FROM MSUA	0	635,890	0	0	0	0	0	
TOTAL TRANSFERS	0	2,239,153	130,535	0	0	0	0	
TOTAL REVENUES	0	2,266,409	137,985	17,355,412	0	0	239,559	

CITY OF MIAMI
 PROPOSED BUDGET WORKSHEET
 AS OF: JULY 31ST, 2026

512-MSUA GRANT/DONATIONS FU

ELECTRIC

ELECTRIC

EXPENDITURES	2022-2023		2023-2024		2024-2025		2025-2026			2026-2027	
	ACTUAL	ACTUAL	ACTUAL	CURRENT BUDGET	Y-T-D ACTUAL	PROJECTED YEAR END	REQUESTED BUDGET	PROPOSED BUDGET			
<u>OTHER SERVICES & CHARGES</u>											
512-411-410.3205 TRAFFIC SIGNAL GRANT	0	0	0	0	0	0	0	0	0	0	0
512-411-410.3214 USDA GRANT	0	0	0	0	0	0	0	0	0	0	0
512-411-410.3215 MAIN STREET GRANT	0	0	0	0	0	0	0	0	0	0	0
512-411-410.3220 DONATIONS - ELEC	0	57,460	0	0	0	0	0	0	0	0	0
512-411-410.3221 HWY 69A WIDENING	0	0	0	5,264,904	0	0	0	0	0	0	0
512-411-410.3222 ELEC INFRASTRUCTURE RAISE	0	0	236,592	5,639,122	0	0	0	0	0	0	0
512-411-410.3250 GRANTS - ELEC	<u>0</u>	<u>0</u>	<u>0</u>	<u>0</u>	<u>0</u>	<u>0</u>	<u>0</u>	<u>0</u>	<u>0</u>	<u>0</u>	<u>0</u>
TOTAL OTHER SERVICES & CHARGES	0	57,460	236,592	10,904,026	0	0	0	0	0	0	0
TOTAL ELECTRIC	0	57,460	236,592	10,904,026	0	0	0	0	0	0	0

CITY OF MIAMI
 PROPOSED BUDGET WORKSHEET
 AS OF: JULY 31ST, 2026

512-MSUA GRANT/DONATIONS FU
 ELECTRIC

RIGHT-OF-WAY EXPENDITURES	2022-2023		2023-2024		2024-2025		2025-2026		2026-2027	
	ACTUAL	ACTUAL	ACTUAL	CURRENT BUDGET	Y-T-D ACTUAL	PROJECTED YEAR END	REQUESTED BUDGET	PROPOSED BUDGET		
<u>OTHER SERVICES & CHARGES</u>										
512-412-410.3220 DONATION - ROW	0	0	0	0	0	0	0	0	0	0
512-412-410.3250 GRANTS - ROW	<u>0</u>	<u>0</u>	<u>0</u>	<u>0</u>	<u>0</u>	<u>0</u>	<u>0</u>	<u>0</u>	<u>0</u>	<u>0</u>
TOTAL OTHER SERVICES & CHARGES	0	0	0	0	0	0	0	0	0	0
TOTAL RIGHT-OF-WAY	0	0	0	0	0	0	0	0	0	0
TOTAL ELECTRIC	0	57,460	236,592	10,904,026	0	0	0	0	0	0

CITY OF MIAMI
 PROPOSED BUDGET WORKSHEET
 AS OF: JULY 31ST, 2026

512-MSUA GRANT/DONATIONS FU
 WATER

WATER DISTRIBUTION

				2025-2026			2026-2027	
EXPENDITURES	2022-2023 ACTUAL	2023-2024 ACTUAL	2024-2025 ACTUAL	CURRENT BUDGET	Y-T-D ACTUAL	PROJECTED YEAR END	REQUESTED BUDGET	PROPOSED BUDGET
<u>OTHER SERVICES & CHARGES</u>								
512-422-420.3220 DONATIONS - WATER DIST	0	0	0	0	0	0	0	
512-422-420.3224 WATER DIST 69A TOWER	0	0	0	2,600,000	0	0	0	
512-422-420.3250 GRANTS - WATER DIST	<u>0</u>	<u>0</u>	<u>0</u>	<u>3,500,000</u>	<u>0</u>	<u>0</u>	<u>0</u>	
TOTAL OTHER SERVICES & CHARGES	0	0	0	6,100,000	0	0	0	
<hr/>								
TOTAL WATER DISTRIBUTION	0	0	0	6,100,000	0	0	0	
<hr/>								
TOTAL WATER	0	0	0	6,100,000	0	0	0	
<hr/>								
TOTAL EXPENDITURES	<u>0</u>	<u>57,460</u>	<u>236,592</u>	<u>17,004,026</u>	<u>0</u>	<u>0</u>	<u>0</u>	
<hr/>								
REVENUE OVER/(UNDER) EXPENDITURES	<u>0</u>	<u>2,208,949</u>	<u>(98,608)</u>	<u>351,386</u>	<u>0</u>	<u>0</u>	<u>239,559</u>	

CITY OF MIAMI
 PROPOSED BUDGET WORKSHEET
 AS OF: JULY 31ST, 2026

515-UTILITY IMP BONDS

REVENUES	(----- 2025-2026 -----) (----- 2026-2027 -----)							
	2022-2023 ACTUAL	2023-2024 ACTUAL	2024-2025 ACTUAL	CURRENT BUDGET	Y-T-D ACTUAL	PROJECTED YEAR END	REQUESTED BUDGET	PROPOSED BUDGET
LICENSES AND FEES								
515-000-320.2100 LOAN PROCEEDS	0	0	0	14,115,000	0	0	0	
TOTAL LICENSES AND FEES	0	0	0	14,115,000	0	0	0	
INTERGOVERNMENT REVENUE								
515-000-331.4000 GOVERNMENTAL	0	0	0	0	0	0	0	
TOTAL INTERGOVERNMENT REVENUE	0	0	0	0	0	0	0	
INVESTMENT EARNINGS								
515-000-361.1000 INTEREST EARNINGS/BONDS	59,698	97,800	77,013	0	0	0	0	
515-000-363.1000 REALIZED GAINS/LOSSES	0	0	0	0	0	0	0	
TOTAL INVESTMENT EARNINGS	59,698	97,800	77,013	0	0	0	0	
INSURANCE PROCEEDS								
515-000-376.3000 INSURANCE RECOVERY	0	0	0	0	0	0	0	
TOTAL INSURANCE PROCEEDS	0	0	0	0	0	0	0	
MISC. REVENUE								
515-000-381.5000 BOND PROCEEDS/SALES	0	0	0	0	0	0	0	
515-000-387.0000 PY RESERVES-CARRYOVER UTIL IM	0	0	0	0	0	0	0	
515-000-387.0100 PY RESERVES-CARRYOVER ELECTRI	0	0	0	1,750,508	0	0	4,110,823	
515-000-387.2000 OTHER	0	0	0	0	0	0	0	
515-000-387.6000 PROJECT REIMBURSEMENT	0	0	0	0	0	0	0	
TOTAL MISC. REVENUE	0	0	0	1,750,508	0	0	4,110,823	
TRANSFERS								
515-000-397.0100 FROM GENERAL FUND	0	0	0	0	0	0	0	
515-000-397.1000 FROM OTHER FUNDS	0	0	0	0	0	0	0	
515-000-397.3000 FROM MSUA	691,609	691,708	692,238	692,538	0	0	1,969,339	
TOTAL TRANSFERS	691,609	691,708	692,238	692,538	0	0	1,969,339	
TOTAL REVENUES	751,307	789,508	769,251	16,558,045	0	0	6,080,162	

CITY OF MIAMI
 PROPOSED BUDGET WORKSHEET
 AS OF: JULY 31ST, 2026

515-UTILITY IMP BONDS

ELECTRIC ELECTRIC EXPENDITURES	(----- 2025-2026 -----) (----- 2026-2027 -----)							
	2022-2023 ACTUAL	2023-2024 ACTUAL	2024-2025 ACTUAL	CURRENT BUDGET	Y-T-D ACTUAL	PROJECTED YEAR END	REQUESTED BUDGET	PROPOSED BUDGET
MATERIALS								
515-411-410.2020 OTHER OPERATING SUPPLIES	0	0	0	0	0	0	0	
TOTAL MATERIALS	0	0	0	0	0	0	0	
OTHER SERVICES & CHARGES								
515-411-410.3010 PROFESSIONAL SERVICES	500	0	0	900	0	0	900	
515-411-410.3085 AMI ELECTRIC	0	0	0	2,200,000	0	0	0	
515-411-410.3090 SUBSTATION #1 EXPENSE	0	0	0	0	0	0	0	
515-411-410.3091 SUBSTATION #2 EXPENSES	0	0	0	100,000	0	0	0	
515-411-410.3092 SUBSTATION #3 EXPENSES	0	0	0	500,000	0	0	0	
515-411-410.3093 INFRASTRUCTURE EXPANSION	0	0	0	150,000	0	0	0	
515-411-410.3094 SUBSTATION #4 EXPENSE	0	0	0	0	0	0	0	
515-411-410.3095 BIRNAMWOOD UNDERGROUND EXPENS	0	0	0	0	0	0	0	
515-411-410.3096 SYSTEM IMPROVEMENT EXPENSES	58,277	0	4,200	996,200	0	0	0	
TOTAL OTHER SERVICES & CHARGES	58,777	0	4,200	3,947,100	0	0	900	
DEBT SERVICE								
515-411-410.5004 BOND PAYMENT/PRINCIPAL	498,788	(0)	497,383	498,750	0	0	530,000	
515-411-410.5005 BOND PAYMENT/INTEREST	170,487	189,388	174,425	189,388	0	0	149,775	
515-411-410.5006 BOND PAYMENT/AGENT FEES	1,750	3,500	3,500	3,500	0	0	3,500	
TOTAL DEBT SERVICE	671,025	192,887	675,308	691,638	0	0	683,275	
TOTAL ELECTRIC	729,802	192,887	679,508	4,638,738	0	0	684,175	
TOTAL ELECTRIC	729,802	192,887	679,508	4,638,738	0	0	684,175	
TOTAL WATER	0	0	0	0	0	0	0	

CITY OF MIAMI
 PROPOSED BUDGET WORKSHEET
 AS OF: JULY 31ST, 2026

515-UTILITY IMP BONDS

DEBT SERVICE (MSUA)

TRANSFERS

EXPENDITURES

	(----- 2025-2026 -----)			(----- 2026-2027 -----)				
	2022-2023	2023-2024	2024-2025	CURRENT	Y-T-D	PROJECTED	REQUESTED	PROPOSED
	ACTUAL	ACTUAL	ACTUAL	BUDGET	ACTUAL	YEAR END	BUDGET	BUDGET
<u>DEBT SERVICE</u>								
515-471-470.5001 DEBT SVC/LOAN PYMT	0	0	0	0	0	0	696,000	
515-471-470.5002 DEBT SVC/INTEREST PYMT	0	0	0	0	0	0	589,164	
515-471-470.5003 DEBT SVC/AGENT FEE	<u>0</u>	<u>0</u>	<u>0</u>	<u>0</u>	<u>0</u>	<u>0</u>	<u>0</u>	<u>0</u>
TOTAL DEBT SERVICE	0	0	0	0	0	0	1,285,164	
<hr/>								
TOTAL TRANSFERS	0	0	0	0	0	0	1,285,164	
<hr/>								
TOTAL DEBT SERVICE (MSUA)	0	0	0	0	0	0	1,285,164	
<hr/>								
TOTAL TRANSFERS (MSUA)	0	0	0	0	0	0	0	
<hr/>								
TOTAL EXPENDITURES	<u>729,802</u>	<u>192,887</u>	<u>679,508</u>	<u>4,638,738</u>	<u>0</u>	<u>0</u>	<u>1,969,339</u>	<u>0</u>
<hr/>								
REVENUE OVER/(UNDER) EXPENDITURES	<u>21,505</u>	<u>596,620</u>	<u>89,744</u>	<u>11,919,308</u>	<u>0</u>	<u>0</u>	<u>4,110,823</u>	<u>0</u>

CITY OF MIAMI
 PROPOSED BUDGET WORKSHEET
 AS OF: JULY 31ST, 2026

519-AIRPORT

REVENUES	(----- 2025-2026 -----) (----- 2026-2027 -----)							
	2022-2023 ACTUAL	2023-2024 ACTUAL	2024-2025 ACTUAL	CURRENT BUDGET	Y-T-D ACTUAL	PROJECTED YEAR END	REQUESTED BUDGET	PROPOSED BUDGET
INTERGOVERNMENT REVENUE								
519-000-331.4000 GOVERNMENTAL	0	0	591,758	173,646	0	0	115,000	
TOTAL INTERGOVERNMENT REVENUE	0	0	591,758	173,646	0	0	115,000	
CHARGE FOR SERVICE								
519-000-342.1001 SALES/JET FUEL	61,541	136,354	77,455	75,000	0	0	75,000	
519-000-342.1002 SALES/AV GAS	56,188	75,095	48,257	63,000	0	0	51,000	
519-000-342.1003 HANGAR RENT	41,795	38,105	37,407	37,390	0	0	48,600	
519-000-342.1004 TIE DOWN CHRGS	0	0	0	0	0	0	0	
519-000-342.1005 SALES/OIL	18	0	0	0	0	0	0	
519-000-342.1006 SALES/MISCELLANEOUS	5,731	5,112	6,556	10,000	0	0	5,700	
519-000-342.9000 AG/LAND LEASE	9,000	10,523	10,765	10,000	0	0	10,745	
TOTAL CHARGE FOR SERVICE	174,273	265,188	180,440	195,390	0	0	191,045	
INVESTMENT EARNINGS								
519-000-360.2000 CASH - LONG/(SHORT)	0	0	0	0	0	0	0	
519-000-361.1000 INTEREST EARNINGS	0	0	0	0	0	0	0	
TOTAL INVESTMENT EARNINGS	0	0	0	0	0	0	0	
INSURANCE PROCEEDS								
519-000-376.3000 INSURANCE RECOVERY	0	0	0	0	0	0	0	
TOTAL INSURANCE PROCEEDS	0	0	0	0	0	0	0	
MISC. REVENUE								
519-000-386.1000 DONATIONS	0	0	10	0	0	0	0	
519-000-387.0000 PY RESERVES - CARRYOVER	0	0	0	233,818	0	0	533,467	
519-000-387.2000 OTHER	0	0	20,324	0	0	0	0	
519-000-387.3000 FEDERAL AVIATION ADMIN	0	177,182	1,019,547	150,000	0	0	4,220,000	
519-000-389.2000 EVENTS	0	0	0	0	0	0	0	
519-000-389.6000 RETURNED CHECK FEE	0	0	0	0	0	0	0	
TOTAL MISC. REVENUE	0	177,182	1,039,881	383,818	0	0	4,753,467	
TRANSFERS								
519-000-397.0100 FROM GENERAL FUND	1,480	0	0	0	0	0	0	
519-000-397.1000 FROM OTHER FUNDS	0	300,000	829,106	0	0	0	0	
519-000-397.3000 FROM MSUA	0	0	0	0	0	0	115,000	
TOTAL TRANSFERS	1,480	300,000	829,106	0	0	0	115,000	
TOTAL REVENUES	175,753	742,370	2,641,186	752,854	0	0	5,174,512	

CITY OF MIAMI
 PROPOSED BUDGET WORKSHEET
 AS OF: JULY 31ST, 2026

519-AIRPORT
 PUBLIC WORKS
 AIRPORT

EXPENDITURES	(----- 2025-2026 -----) (----- 2026-2027 -----)							
	2022-2023 ACTUAL	2023-2024 ACTUAL	2024-2025 ACTUAL	CURRENT BUDGET	Y-T-D ACTUAL	PROJECTED YEAR END	REQUESTED BUDGET	PROPOSED BUDGET
PERSONNEL SERVICES								
519-434-431.1011 SALARIES & WAGES	9,709	9,476	7,785	19,427	0	0	0	
519-434-431.1012 OVERTIME	0	395	390	0	0	0	450	
519-434-431.1015 BUY BACK	502	376	414	0	0	0	0	
519-434-431.1016 PART-TIME	31,313	24,806	15,871	15,626	0	0	15,725	
519-434-431.1018 HOLIDAY BONUS	226	228	108	209	0	0	84	
519-434-431.1020 FICA	2,181	2,219	1,499	2,964	0	0	1,008	
519-434-431.1021 RETIREMENT (CITY)	864	1,468	1,139	4,304	0	0	0	
519-434-431.1024 GROUP INSURANCE	768	953	1,054	4,056	0	0	0	
519-434-431.1025 WORKERS COMP	830	794	793	1,790	0	0	250	
519-434-431.1026 UNEMPLOYMENT	214	214	83	143	0	0	83	
519-434-431.1030 MEDICARE	603	519	351	693	0	0	236	
TOTAL PERSONNEL SERVICES	47,210	41,448	29,487	49,213	0	0	17,836	
MATERIALS								
519-434-431.2001 OFFICE	254	590	785	800	0	0	1,000	
519-434-431.2002 TOOLS	0	0	1,681	420	0	0	750	
519-434-431.2003 VEHICLE & EQUIPMENT	1,228	1,333	749	2,000	0	0	5,600	
519-434-431.2004 PETROLEUM PRODUCTS	76,844	143,908	76,403	120,000	0	0	90,000	
519-434-431.2007 JANITORIAL SUPPLIES	0	0	221	1,950	0	0	1,000	
519-434-431.2008 REPAIR/MAINT. SUPPLIES	7,414	5,865	11,789	18,042	0	0	13,000	
519-434-431.2020 OTHER OPERATING SUPPLIES	163	0	222	1,050	0	0	450	
519-434-431.2127 UNIFORM	0	0	0	0	0	0	500	
TOTAL MATERIALS	85,902	151,696	91,849	144,262	0	0	112,300	
OTHER SERVICES & CHARGES								
519-434-431.3002 POSTAGE & FREIGHT	102	281	224	300	0	0	350	
519-434-431.3003 COMMUNICATION	0	727	385	800	0	0	0	
519-434-431.3004 NATURAL GAS	5,738	3,416	4,127	4,000	0	0	4,000	
519-434-431.3006 EDUCATION & TRAVEL	0	0	105	100	0	0	250	
519-434-431.3007 DUES & SUBSCRIPTIONS	275	0	550	1,050	0	0	550	
519-434-431.3008 ADVERTISING & PRINTING	0	100	487	690	0	0	400	
519-434-431.3010 PROFESSIONAL SERVICES	0	0	0	5,000	0	0	2,000	
519-434-431.3012 MAINT/SERVICE CONTRACTS	8,234	12,663	12,376	13,000	0	0	11,850	
519-434-431.3016 COMPUTER EXPENSE	0	0	0	0	0	0	1,000	
519-434-431.3020 MISC. SERVICES & CHARGES	2,161	302	545	1,890	0	0	3,700	
519-434-431.3024 GRANTS	0	0	0	0	0	0	0	
519-434-431.3030 C. C. SERVICE CHARGE	2,166	5,312	2,877	4,000	0	0	4,500	
519-434-431.3076 EVENTS	0	0	0	2,000	0	0	4,000	
TOTAL OTHER SERVICES & CHARGES	18,675	22,801	21,675	32,830	0	0	32,600	
CAPITAL IMPROVEMENT								
519-434-431.4010 BUILDINGS	0	(0)	2,707,408	86,147	0	0	0	
519-434-431.4020 IMPROVEMENTS-NOT BLDGS.	0	0	0	0	0	0	241,000	
519-434-431.4050 OTHER MACHINERY & EQUIP.	0	0	0	52,000	0	0	0	
519-434-431.4060 INFRASTRUCTURE	0	0	0	249,999	0	0	4,450,000	
TOTAL CAPITAL IMPROVEMENT	0	(0)	2,707,408	388,146	0	0	4,691,000	

CITY OF MIAMI
 PROPOSED BUDGET WORKSHEET
 AS OF: JULY 31ST, 2026

519-AIRPORT
 PUBLIC WORKS
 AIRPORT

EXPENDITURES	2022-2023 ACTUAL	2023-2024 ACTUAL	2024-2025 ACTUAL	2025-2026		2026-2027		PROPOSED BUDGET
				CURRENT BUDGET	Y-T-D ACTUAL	PROJECTED YEAR END	REQUESTED BUDGET	
FREE SERVICE								
519-434-431.6000 DEPRECIATION EXP - AIRPORT	<u>300,133</u>	<u>289,761</u>	<u>0</u>	<u>0</u>	<u>0</u>	<u>0</u>	<u>0</u>	<u>0</u>
TOTAL FREE SERVICE	300,133	289,761	0	0	0	0	0	0
TOTAL AIRPORT	451,921	505,706	2,850,419	614,451	0	0	4,853,736	
TOTAL PUBLIC WORKS	451,921	505,706	2,850,419	614,451	0	0	4,853,736	

CITY OF MIAMI
 PROPOSED BUDGET WORKSHEET
 AS OF: JULY 31ST, 2026

519-AIRPORT

TRANSFERS

TRANSFERS

EXPENDITURES	2022-2023 ACTUAL	2023-2024 ACTUAL	2024-2025 ACTUAL	2025-2026			2026-2027	
				CURRENT BUDGET	Y-T-D ACTUAL	PROJECTED YEAR END	REQUESTED BUDGET	PROPOSED BUDGET
TRANSFERS								
519-491-491.7073 TRANSFER TO MSUA	0	0	0	0	0	0	0	
519-491-491.7079 TRANSFER TO OTHER FUNDS	<u>0</u>	<u>0</u>	<u>0</u>	<u>204</u>	<u>0</u>	<u>0</u>	<u>0</u>	<u></u>
TOTAL TRANSFERS	0	0	0	204	0	0	0	
TOTAL TRANSFERS	0	0	0	204	0	0	0	
TOTAL TRANSFERS	0	0	0	204	0	0	0	
TOTAL EXPENDITURES	<u>451,921</u>	<u>505,706</u>	<u>2,850,419</u>	<u>614,656</u>	<u>0</u>	<u>0</u>	<u>4,853,736</u>	<u></u>
REVENUE OVER/(UNDER) EXPENDITURES	<u>(276,168)</u>	<u>236,665</u>	<u>(209,234)</u>	<u>138,198</u>	<u>0</u>	<u>0</u>	<u>320,776</u>	<u></u>

CITY OF MIAMI
 PROPOSED BUDGET WORKSHEET
 AS OF: JULY 31ST, 2026

752-UNEMPL.COMP. REIMB.

REVENUES	(----- 2025-2026 -----) (----- 2026-2027 -----)							
	2022-2023 ACTUAL	2023-2024 ACTUAL	2024-2025 ACTUAL	CURRENT BUDGET	Y-T-D ACTUAL	PROJECTED YEAR END	REQUESTED BUDGET	PROPOSED BUDGET
INTERGOVERNMENT REVENUE								
752-000-331.4000 GOVERNMENTAL	0	0	0	0	0	0	0	
TOTAL INTERGOVERNMENT REVENUE	0	0	0	0	0	0	0	
MISC. REVENUE								
752-000-387.0000 PY RESERVES - CARRYOVER	0	0	0	265,487	0	0	277,229	
TOTAL MISC. REVENUE	0	0	0	265,487	0	0	277,229	
TRANSFERS								
752-000-397.0100 FROM GENERAL FUND	14,500	14,431	14,645	15,988	0	0	15,762	
752-000-397.1000 FROM OTHER FUNDS	0	0	0	0	0	0	0	
752-000-397.3000 FROM MSUA	7,301	7,608	7,405	8,610	0	0	8,967	
752-000-397.3500 FROM STORMWATER FUND	119	119	119	119	0	0	60	
752-000-397.3600 FROM PARKS & RECREATION	0	0	0	0	0	0	0	
752-000-397.4000 FROM MDRA	595	655	536	536	0	0	536	
752-000-397.4500 FROM AIRPORT	214	214	83	143	0	0	83	
752-000-397.8500 FROM MCVB	238	417	417	417	0	0	417	
752-000-397.9000 FROM SENIOR CENTER	0	0	119	0	0	0	119	
TOTAL TRANSFERS	22,967	23,443	23,324	25,811	0	0	25,942	
TOTAL REVENUES	22,967	23,443	23,324	291,299	0	0	303,171	

CITY OF MIAMI
 PROPOSED BUDGET WORKSHEET
 AS OF: JULY 31ST, 2026

752-UNEMPL.COMP. REIMB.
 GEN. GOVT ADMINISTRATION
 GENERAL GOV. & ADM.

EXPENDITURES	2022-2023 ACTUAL	2023-2024 ACTUAL	2024-2025 ACTUAL	2025-2026			2026-2027	
				CURRENT BUDGET	Y-T-D ACTUAL	PROJECTED YEAR END	REQUESTED BUDGET	PROPOSED BUDGET
MISCELLANEOUS								
752-462-461.9000 CLAIMS/UNEMPLOYMENT COMP.	<u>9,181</u>	<u>7,324</u>	<u>2,162</u>	<u>30,000</u>	<u>0</u>	<u>0</u>	<u>30,000</u>	<u> </u>
TOTAL MISCELLANEOUS	9,181	7,324	2,162	30,000	0	0	30,000	
TOTAL GENERAL GOV. & ADM.	9,181	7,324	2,162	30,000	0	0	30,000	
TOTAL GEN. GOVT ADMINISTRATION	9,181	7,324	2,162	30,000	0	0	30,000	

CITY OF MIAMI
 PROPOSED BUDGET WORKSHEET
 AS OF: JULY 31ST, 2026

752-UNEMPL.COMP. REIMB.

TRANSFERS

TRANSFERS

EXPENDITURES	2022-2023 ACTUAL	2023-2024 ACTUAL	2024-2025 ACTUAL	2025-2026			2026-2027	
				CURRENT BUDGET	Y-T-D ACTUAL	PROJECTED YEAR END	REQUESTED BUDGET	PROPOSED BUDGET
<u>TRANSFERS</u>								
752-491-491.7071 TO GENERAL FUND	0	0	0	0	0	0	100,000	
TOTAL TRANSFERS	0	0	0	0	0	0	100,000	
<hr/>								
TOTAL TRANSFERS	0	0	0	0	0	0	100,000	
<hr/>								
TOTAL TRANSFERS	0	0	0	0	0	0	100,000	
TOTAL EXPENDITURES	9,181	7,324	2,162	30,000	0	0	130,000	
	=====	=====	=====	=====	=====	=====	=====	=====
REVENUE OVER/ (UNDER) EXPENDITURES	13,786	16,119	21,162	261,299	0	0	173,171	
	=====	=====	=====	=====	=====	=====	=====	=====

CITY OF MIAMI
 PROPOSED BUDGET WORKSHEET
 AS OF: JULY 31ST, 2026

761-CEMETERY CARE FUND

REVENUES	2022-2023	2023-2024	2024-2025	2025-2026			2026-2027	
	ACTUAL	ACTUAL	ACTUAL	CURRENT BUDGET	Y-T-D ACTUAL	PROJECTED YEAR END	REQUESTED BUDGET	PROPOSED BUDGET
<u>CHARGE FOR SERVICE</u>								
761-000-347.2000 BURIAL PLOTS	9,431	9,083	5,275	7,750	0	0	7,750	
TOTAL CHARGE FOR SERVICE	9,431	9,083	5,275	7,750	0	0	7,750	
<u>INVESTMENT EARNINGS</u>								
761-000-361.1000 INTEREST EARNINGS	0	0	0	0	0	0	0	
TOTAL INVESTMENT EARNINGS	0	0	0	0	0	0	0	
<u>MISC. REVENUE</u>								
761-000-387.0000 PY RESERVES - CARRYOVER	0	0	0	97,914	0	0	101,421	
761-000-387.2000 OTHER	0	0	0	0	0	0	0	
TOTAL MISC. REVENUE	0	0	0	97,914	0	0	101,421	
<u>TRANSFERS</u>								
761-000-397.1000 FROM OTHER FUNDS	0	0	0	0	0	0	0	
TOTAL TRANSFERS	0	0	0	0	0	0	0	
TOTAL REVENUES	9,431	9,083	5,275	105,664	0	0	109,171	

CITY OF MIAMI
 PROPOSED BUDGET WORKSHEET
 AS OF: JULY 31ST, 2026

761-CEMETERY CARE FUND

PUBLIC WORKS

CEMETERY

EXPENDITURES	2022-2023 ACTUAL	2023-2024 ACTUAL	2024-2025 ACTUAL	2025-2026			2026-2027	
				CURRENT BUDGET	Y-T-D ACTUAL	PROJECTED YEAR END	REQUESTED BUDGET	PROPOSED BUDGET
MATERIALS								
761-433-431.2003 VEHICLE & EQUIP	0	0	0	5,000	0	0	0	
761-433-431.2005 STREET MATERIALS/SUPPLIES	0	0	0	0	0	0	0	
761-433-431.2006 CHEMICALS	0	0	0	0	0	0	0	
761-433-431.2008 REPAIR/MAINT. SUPPLIES	<u>0</u>	<u>0</u>	<u>0</u>	<u>0</u>	<u>0</u>	<u>0</u>	<u>0</u>	<u></u>
TOTAL MATERIALS	0	0	0	5,000	0	0	0	
CAPITAL IMPROVEMENT								
761-433-431.4010 BUILDINGS	0	0	0	0	0	0	0	
761-433-431.4020 IMPROVEMENTS-NOT BLDGS.	0	0	0	0	0	0	0	
761-433-431.4050 OTHER MACHINERY & EQUIP	0	0	0	0	0	0	0	
761-433-431.4060 INFRASTRUCTURE	<u>0</u>	<u>0</u>	<u>0</u>	<u>0</u>	<u>0</u>	<u>0</u>	<u>0</u>	<u></u>
TOTAL CAPITAL IMPROVEMENT	0	0	0	0	0	0	0	
TOTAL CEMETERY	0	0	0	5,000	0	0	0	
TOTAL PUBLIC WORKS	0	0	0	5,000	0	0	0	

CITY OF MIAMI
 PROPOSED BUDGET WORKSHEET
 AS OF: JULY 31ST, 2026

761-CEMETERY CARE FUND

TRANSFERS

TRANSFERS

EXPENDITURES	2022-2023		2023-2024		2024-2025		2025-2026			2026-2027
	ACTUAL	ACTUAL	ACTUAL	CURRENT BUDGET	Y-T-D ACTUAL	PROJECTED YEAR END	REQUESTED BUDGET	PROPOSED BUDGET		
TRANSFERS										
761-491-491.7079 TRANSFER TO OTHER FUNDS	0	0	0	0	0	0	0	0	0	
TOTAL TRANSFERS	0	0	0	0	0	0	0	0	0	
<hr/>										
TOTAL TRANSFERS	0	0	0	0	0	0	0	0	0	
<hr/>										
TOTAL TRANSFERS	0	0	0	0	0	0	0	0	0	
TOTAL EXPENDITURES	0	0	0	5,000	0	0	0	0	0	
<hr/>										
REVENUE OVER/ (UNDER) EXPENDITURES	9,431	9,083	5,275	100,664	0	0	109,171			

CITY OF MIAMI
 PROPOSED BUDGET WORKSHEET
 AS OF: JULY 31ST, 2026

781-MIPFA

REVENUES	(----- 2025-2026 -----) (----- 2026-2027 -----)							
	2022-2023 ACTUAL	2023-2024 ACTUAL	2024-2025 ACTUAL	CURRENT BUDGET	Y-T-D ACTUAL	PROJECTED YEAR END	REQUESTED BUDGET	PROPOSED BUDGET
<u>INTERGOVERNMENT REVENUE</u>								
781-000-336.4000 GOVERNMENTAL	0	0	0	0	0	0	0	
TOTAL INTERGOVERNMENT REVENUE	0	0	0	0	0	0	0	
<u>CHARGE FOR SERVICE</u>								
781-000-342.9000 AG. LEASE	8,000	8,000	8,000	8,000	0	0	8,000	
TOTAL CHARGE FOR SERVICE	8,000	8,000	8,000	8,000	0	0	8,000	
<u>INVESTMENT EARNINGS</u>								
781-000-361.1000 INTEREST EARNINGS	4,722	4,620	1,262	150	0	0	6,500	
TOTAL INVESTMENT EARNINGS	4,722	4,620	1,262	150	0	0	6,500	
<u>INSURANCE PROCEEDS</u>								
781-000-376.3000 INSURANCE RECOVERY	0	0	0	0	0	0	0	
TOTAL INSURANCE PROCEEDS	0	0	0	0	0	0	0	
<u>MISC. REVENUE</u>								
781-000-387.0000 PY RESERVES - CARRYOVER	0	0	0	267,767	0	0	263,939	
781-000-387.1001 THERMOFISHER-EP	9,499	9,499	10,000	12,000	0	0	12,000	
781-000-387.1003 O'REILLY AUTOMOTIVE	50	50	50	50	0	0	50	
781-000-387.1007 CIVIL DEFENSE	960	960	960	960	0	0	960	
781-000-387.1008 POLICE DEPARTMENT	1,200	1,200	1,200	1,200	0	0	1,200	
781-000-387.1011 DAVID INGLES MINISTRY	2,400	2,400	2,200	2,400	0	0	2,400	
781-000-387.2000 OTHER	18	65	105	0	0	0	0	
781-000-387.3000 GRANTS	0	0	0	0	0	0	0	
TOTAL MISC. REVENUE	14,127	14,174	14,515	284,377	0	0	280,549	
<u>TRANSFERS</u>								
781-000-397.0100 FROM GENERAL FUND	0	0	0	0	0	0	0	
TOTAL TRANSFERS	0	0	0	0	0	0	0	
TOTAL REVENUES	26,849	26,793	23,777	292,527	0	0	295,049	

CITY OF MIAMI
 PROPOSED BUDGET WORKSHEET
 AS OF: JULY 31ST, 2026

781-MIPFA
 GEN. GOVT ADMINISTRATION
 GENERAL GOV. & ADM.

EXPENDITURES	2022-2023		2023-2024		2024-2025		2025-2026		2026-2027	
	ACTUAL	ACTUAL	ACTUAL	CURRENT BUDGET	Y-T-D ACTUAL	PROJECTED YEAR END	REQUESTED BUDGET	PROPOSED BUDGET		
MATERIALS										
781-462-461.2008 REPAIR/MAINT. SUPPLIES	255	5,597	6,050	22,000	0	0	22,000			
TOTAL MATERIALS	255	5,597	6,050	22,000	0	0	22,000			
OTHER SERVICES & CHARGES										
781-462-461.3009 INSURANCE	0	0	0	0	0	0	0			
781-462-461.3010 PROFESSIONAL SERVICES	0	0	64	10,000	0	0	10,000			
781-462-461.3020 MISC. SERVICES & CHARGES	3,638	3,944	38,451	60,000	0	0	20,000			
TOTAL OTHER SERVICES & CHARGES	3,638	3,944	38,516	70,000	0	0	30,000			
CAPITAL IMPROVEMENT										
781-462-461.4020 IMPROVEMENTS - NOT BLDGS	0	0	25	27,000	0	0	0			
TOTAL CAPITAL IMPROVEMENT	0	0	25	27,000	0	0	0			
FREE SERVICE										
781-462-461.6000 DEPRECIATION EXP - MIPFA	28,713	27,156	0	0	0	0	0			
TOTAL FREE SERVICE	28,713	27,156	0	0	0	0	0			
TOTAL GENERAL GOV. & ADM.	32,606	36,696	44,591	119,000	0	0	52,000			
TOTAL GEN. GOVT ADMINISTRATION	32,606	36,696	44,591	119,000	0	0	52,000			
TOTAL EXPENDITURES	32,606	36,696	44,591	119,000	0	0	52,000			
REVENUE OVER/(UNDER) EXPENDITURES	(5,757)	(9,903)	(20,814)	173,527	0	0	243,049			

CITY OF MIAMI
 PROPOSED BUDGET WORKSHEET
 AS OF: JULY 31ST, 2026

782-MCFA

REVENUES	(----- 2025-2026 -----) (----- 2026-2027 -----)							
	2022-2023 ACTUAL	2023-2024 ACTUAL	2024-2025 ACTUAL	CURRENT BUDGET	Y-T-D ACTUAL	PROJECTED YEAR END	REQUESTED BUDGET	PROPOSED BUDGET
INTERGOVERNMENT REVENUE								
782-000-331.4000 GOVERNMENTAL	0	0	0	0	0	0	0	
TOTAL INTERGOVERNMENT REVENUE	0	0	0	0	0	0	0	
INVESTMENT EARNINGS								
782-000-361.1000 INTEREST EARNINGS	483	2,088	3,955	0	0	0	0	
TOTAL INVESTMENT EARNINGS	483	2,088	3,955	0	0	0	0	
MISC. REVENUE								
782-000-387.0000 PY RESERVES - CARRYOVER	0	0	0	264,781	0	0	397,653	
782-000-387.2000 OTHER	0	0	38	0	0	0	0	
782-000-387.2100 SUITE LEASES	20,000	30,000	200,000	115,000	0	0	15,000	
782-000-387.2150 FACILITY LEASE	50,000	55,000	55,000	55,000	0	0	55,000	
782-000-387.2250 FIELD RENTAL	0	0	0	0	0	0	0	
782-000-387.2300 ADVERTISING	32,750	25,400	23,000	23,000	0	0	23,000	
782-000-387.2400 CONCESSIONS	120	2,980	1,919	1,850	0	0	1,600	
TOTAL MISC. REVENUE	102,870	113,380	279,957	459,631	0	0	492,253	
TRANSFERS								
782-000-397.0100 FROM GENERAL FUND	0	57,687	0	0	0	0	0	
TOTAL TRANSFERS	0	57,687	0	0	0	0	0	
TOTAL REVENUES	103,352	173,155	283,912	459,631	0	0	492,253	

CITY OF MIAMI
 PROPOSED BUDGET WORKSHEET
 AS OF: JULY 31ST, 2026

782-MCFA
 GEN. GOVT ADMINISTRATION
 GENERAL GOV. & ADM.

EXPENDITURES	2022-2023		2023-2024		2024-2025		2025-2026		2026-2027
	ACTUAL	ACTUAL	ACTUAL	CURRENT BUDGET	Y-T-D ACTUAL	PROJECTED YEAR END	REQUESTED BUDGET	PROPOSED BUDGET	
MATERIALS									
782-462-461.2008 REPAIR/MAINT. SUPPLIES	4,614	1,000	26,195	4,500	0	0	4,500		
TOTAL MATERIALS	4,614	1,000	26,195	4,500	0	0	4,500		
OTHER SERVICES & CHARGES									
782-462-461.3010 PROFESSIONAL SERVICES	15,941	12,846	61,670	37,813	0	0	45,200		
782-462-461.3012 MAINT/SERVICE CONTRACTS	11,654	12,725	2,563	3,300	0	0	15,300		
782-462-461.3020 MISC. SERVICES & CHARGES	14,050	12,386	12,002	18,874	0	0	9,543		
782-462-461.3104 SUITE	18,387	20,135	24,459	28,973	0	0	29,400		
TOTAL OTHER SERVICES & CHARGES	60,032	58,091	100,694	88,960	0	0	99,443		
CAPITAL IMPROVEMENT									
782-462-461.4010 BUILDINGS	0	(0)	0	0	0	0	0		
782-462-461.4020 IMPROVEMENTS-NOT BLDGS.	0	0	0	0	0	0	0		
782-462-461.4050 OTHER MACHINERY & EQUIP	0	(0)	42,791	0	0	0	0		
TOTAL CAPITAL IMPROVEMENT	0	(1)	42,791	0	0	0	0		
FREE SERVICE									
782-462-461.6000 DEPRECIATION EXP - MCFA	238,433	240,454	0	0	0	0	0		
TOTAL FREE SERVICE	238,433	240,454	0	0	0	0	0		
TOTAL GENERAL GOV. & ADM.	303,079	299,544	169,680	93,460	0	0	103,943		
TOTAL GEN. GOVT ADMINISTRATION	303,079	299,544	169,680	93,460	0	0	103,943		
TOTAL EXPENDITURES	303,079	299,544	169,680	93,460	0	0	103,943		
REVENUE OVER/(UNDER) EXPENDITURES	(199,727)	(126,390)	114,232	366,172	0	0	388,310		

CITY OF MIAMI
 PROPOSED BUDGET WORKSHEET
 AS OF: JULY 31ST, 2026

783-MDRA

REVENUES	(----- 2025-2026 -----) (----- 2026-2027 -----)							
	2022-2023 ACTUAL	2023-2024 ACTUAL	2024-2025 ACTUAL	CURRENT BUDGET	Y-T-D ACTUAL	PROJECTED YEAR END	REQUESTED BUDGET	PROPOSED BUDGET
LICENSES AND FEES								
783-000-326.2000 USE FEES	14,824	24,608	20,916	27,000	0	0	21,000	
TOTAL LICENSES AND FEES	14,824	24,608	20,916	27,000	0	0	21,000	
INTERGOVERNMENT REVENUE								
783-000-331.4000 GOVERNMENTAL	0	0	0	0	0	0	0	
TOTAL INTERGOVERNMENT REVENUE	0	0	0	0	0	0	0	
CHARGE FOR SERVICE								
783-000-349.5000 MAIN 66 VENUE RENTAL - MAIN S	0	0	0	0	0	0	1,250	
783-000-349.6000 BALLROOM RENTAL	32,289	35,155	27,223	21,434	0	0	20,000	
783-000-349.7000 COMMERCIAL RENTAL	13,333	14,471	14,910	15,000	0	0	15,000	
783-000-349.8000 THEATRE RENTAL	23,582	25,510	21,600	17,515	0	0	18,800	
783-000-349.9000 CONCESSIONS	19,047	30,773	29,161	19,000	0	0	21,000	
TOTAL CHARGE FOR SERVICE	88,251	105,908	92,894	72,949	0	0	76,050	
INVESTMENT EARNINGS								
783-000-361.1000 INTEREST EARNINGS	201	766	2,597	0	0	0	0	
TOTAL INVESTMENT EARNINGS	201	766	2,597	0	0	0	0	
MISC. REVENUE								
783-000-380.2000 CASH LONG/SHORT	0	0	0	0	0	0	0	
783-000-386.1000 DONATIONS - COLEMAN	23,776	25,752	24,576	19,000	0	0	20,000	
783-000-386.3000 DONATIONS - MAIN ST	0	0	695	695	0	0	200	
783-000-387.0000 PY RESERVES-CARRYOVER COLEMAN	0	0	0	426,077	0	0	260,571	
783-000-387.0100 PY RESERVES-CARRYOVER MAIN ST	0	0	0	22,560	0	0	12,901	
783-000-387.2000 OTHER - COLEMAN	4,309	4,020	4,523	0	0	0	0	
783-000-387.2050 OTHER - MAIN ST	0	0	0	0	0	0	0	
783-000-387.3000 GRANTS - COLEMAN	0	0	341	0	0	0	0	
783-000-387.3100 GRANTS - MAIN ST	0	0	0	0	0	0	0	
783-000-387.4000 THEATRE - COLEMAN	57,166	129,391	102,546	106,495	0	0	50,000	
783-000-387.5000 PLEDGES - COLEMAN	0	0	0	0	0	0	0	
783-000-387.5100 SPONSORSHIPS - MAIN ST	0	7,710	5,295	7,500	0	0	300	
783-000-387.5200 PARTNERSHIPS - MAIN ST	0	8,700	6,800	12,000	0	0	5,000	
783-000-389.2000 EVENTS - COLEMAN	0	0	0	0	0	0	0	
783-000-389.2500 EVENTS - MAIN ST	0	900	12,430	0	0	0	13,000	
783-000-389.6000 RETURNED CHECK FEE	0	0	0	0	0	0	0	
TOTAL MISC. REVENUE	85,251	176,473	157,206	594,327	0	0	361,972	
TRANSFERS								
783-000-397.0100 FROM GENERAL FUND	9,146	87,228	24,700	28,727	0	0	23,586	
783-000-397.1000 FROM OTHER FUNDS	0	400,000	0	7,645	0	0	0	
783-000-397.3000 FROM MSUA	95,000	0	0	0	0	0	50,000	
783-000-397.8500 FROM RAINY DAY FUND	0	0	0	0	0	0	0	
TOTAL TRANSFERS	104,146	487,228	24,700	36,372	0	0	73,586	
TOTAL REVENUES	292,673	794,983	298,313	730,647	0	0	532,608	

CITY OF MIAMI
 PROPOSED BUDGET WORKSHEET
 AS OF: JULY 31ST, 2026

783-MDRA
 GEN. GOVT ADMINISTRATION
 MAIN STREET

EXPENDITURES	(----- 2025-2026 -----) (----- 2026-2027 -----)							
	2022-2023 ACTUAL	2023-2024 ACTUAL	2024-2025 ACTUAL	CURRENT BUDGET	Y-T-D ACTUAL	PROJECTED YEAR END	REQUESTED BUDGET	PROPOSED BUDGET
PERSONNEL SERVICES								
783-460-461.1011 SALARIES	0	17,929	8,949	20,766	0	0	20,781	_____
783-460-461.1012 OVERTIME	0	1,644	335	610	0	0	0	_____
783-460-461.1015 BUY BACK	0	0	1,817	0	0	0	400	_____
783-460-461.1016 PART-TIME	0	0	0	0	0	0	0	_____
783-460-461.1018 HOLIDAY BONUS	0	125	83	125	0	0	125	_____
783-460-461.1020 FICA	3	1,194	684	1,315	0	0	1,321	_____
783-460-461.1021 RETIREMENT (CITY)	0	2,612	1,242	2,837	0	0	2,825	_____
783-460-461.1024 GROUP INSURANCE	0	4,143	2,168	4,007	0	0	4,010	_____
783-460-461.1025 WORKERS COMP	0	373	366	418	0	0	330	_____
783-460-461.1026 UNEMPLOYMENT	0	60	60	60	0	0	60	_____
783-460-461.1030 MEDICARE	1	279	160	308	0	0	309	=====
TOTAL PERSONNEL SERVICES	3	28,359	15,863	30,446	0	0	30,161	_____
MATERIALS								
783-460-461.2001 OFFICE	0	0	38	525	0	0	1,000	=====
TOTAL MATERIALS	0	0	38	525	0	0	1,000	_____
OTHER SERVICES & CHARGES								
783-460-461.3002 POSTAGE & FREIGHT	0	44	11	275	0	0	150	_____
783-460-461.3006 EDUCATION & TRAVEL	501	3,863	1,168	4,436	0	0	2,500	_____
783-460-461.3007 DUES & SUBSCRIPTIONS	0	375	375	525	0	0	525	_____
783-460-461.3008 ADVERTISING & PRINTING	732	2,117	1,814	4,200	0	0	2,500	_____
783-460-461.3010 PROFESSIONAL SERVICES	0	0	27,321	24,938	0	0	0	_____
783-460-461.3011 SPECIAL CONTRACTS	1,781	0	0	0	0	0	0	_____
783-460-461.3020 MISC. SERVICES & CHARGES	2,730	4,943	1,571	5,250	0	0	2,500	_____
783-460-461.3024 GRANTS	0	0	0	0	0	0	0	_____
783-460-461.3025 PARTNERSHIP GRANT	0	0	0	0	0	0	0	_____
783-460-461.3076 EVENT	0	3,675	7,396	4,500	0	0	4,000	=====
TOTAL OTHER SERVICES & CHARGES	5,743	15,018	39,655	44,124	0	0	12,175	_____
TOTAL MAIN STREET	5,746	43,377	55,556	75,095	0	0	43,336	

CITY OF MIAMI
 PROPOSED BUDGET WORKSHEET
 AS OF: JULY 31ST, 2026

783-MDRA
 GEN. GOVT ADMINISTRATION
 COLEMAN THEATRE

EXPENDITURES	2025-2026				2026-2027			
	2022-2023 ACTUAL	2023-2024 ACTUAL	2024-2025 ACTUAL	CURRENT BUDGET	Y-T-D ACTUAL	PROJECTED YEAR END	REQUESTED BUDGET	PROPOSED BUDGET
PERSONNEL SERVICES								
783-462-461.1011 SALARIES & WAGES	49,370	54,920	54,394	57,657	0	0	55,704	
783-462-461.1015 BUY BACK	0	949	1,010	1,647	0	0	2,142	
783-462-461.1016 PART-TIME	42,422	53,612	54,240	61,000	0	0	61,000	
783-462-461.1018 HOLIDAY BONUS	844	846	846	610	0	0	610	
783-462-461.1020 FICA	5,663	6,648	6,795	7,275	0	0	7,406	
783-462-461.1021 RETIREMENT (CITY)	6,474	7,116	7,396	7,693	0	0	7,704	
783-462-461.1024 GROUP INSURANCE	7,590	8,315	8,494	8,070	0	0	8,076	
783-462-461.1025 WORKERS COMP	3,035	2,431	2,229	2,382	0	0	1,856	
783-462-461.1026 UNEMPLOYMENT	595	595	476	483	0	0	476	
783-462-461.1030 MEDICARE	1,324	1,555	1,589	1,701	0	0	1,732	
TOTAL PERSONNEL SERVICES	117,317	136,986	137,469	148,518	0	0	146,707	
MATERIALS								
783-462-461.2001 OFFICE	473	430	554	1,500	0	0	1,500	
783-462-461.2007 JANITORIAL SUPPLIES	1,654	1,951	2,211	6,600	0	0	6,600	
783-462-461.2008 REPAIR/MAINT. SUPPLIES	13,360	14,289	31,762	81,000	0	0	45,000	
783-462-461.2018 CONCESSION GOODS	5,401	7,899	8,033	9,063	0	0	6,063	
TOTAL MATERIALS	20,888	24,570	42,559	98,163	0	0	59,163	
OTHER SERVICES & CHARGES								
783-462-461.3002 POSTAGE & FREIGHT	0	0	0	150	0	0	150	
783-462-461.3005 BALLROOM	7,951	9,461	12,042	12,500	0	0	10,000	
783-462-461.3006 EDUCATION & TRAVEL	574	852	0	2,205	0	0	2,205	
783-462-461.3007 DUES & SUBSCRIPTIONS	585	527	925	1,157	0	0	1,300	
783-462-461.3008 ADVERTISING & PRINTING	3,469	2,900	5,625	23,152	0	0	23,152	
783-462-461.3010 PROFESSIONAL SERVICES	3,100	4,160	3,835	4,051	0	0	4,200	
783-462-461.3011 SPECIAL CONTRACTS	65,433	70,135	128,655	124,000	0	0	130,000	
783-462-461.3012 MAINT/SERVICE CONTRACTS	5,369	10,555	9,415	13,000	0	0	7,525	
783-462-461.3020 MISC. SERVICES & CHARGES	14,530	21,834	24,359	19,000	0	0	19,000	
783-462-461.3024 GRANTS	0	0	0	0	0	0	0	
TOTAL OTHER SERVICES & CHARGES	101,011	120,423	184,855	199,215	0	0	197,532	
CAPITAL IMPROVEMENT								
783-462-461.4010 BUILDINGS	0	8,852	0	201,148	0	0	0	
783-462-461.4020 IMPROVEMENTS - NOT BLDGS.	0	0	0	0	0	0	0	
783-462-461.4050 OTHER MACHINERY & EQUIP.	26,353	0	0	0	0	0	0	
TOTAL CAPITAL IMPROVEMENT	26,353	8,852	0	201,148	0	0	0	
TOTAL COLEMAN THEATRE	265,569	290,832	364,883	647,044	0	0	403,402	
TOTAL GEN. GOVT ADMINISTRATION	271,315	334,209	420,439	722,139	0	0	446,738	

CITY OF MIAMI
 PROPOSED BUDGET WORKSHEET
 AS OF: JULY 31ST, 2026

783-MDRA
 TRANSFERS
 TRANSFERS

EXPENDITURES				2025-2026			2026-2027	
	2022-2023 ACTUAL	2023-2024 ACTUAL	2024-2025 ACTUAL	CURRENT BUDGET	Y-T-D ACTUAL	PROJECTED YEAR END	REQUESTED BUDGET	PROPOSED BUDGET
TRANSFERS								
783-491-491.7071 TRANSFER TO GENERAL FUND	0	0	0	0	0	0	0	
783-491-491.7079 TRANSFER TO OTHER FUNDS	0	0	0	0	0	0	0	
783-491-491.7082 TRANSFER TO RAINY DAY FUND	<u>11,695</u>	<u>11,695</u>	<u>11,695</u>	<u>7,490</u>	<u>0</u>	<u>0</u>	<u>0</u>	<u></u>
TOTAL TRANSFERS	11,695	11,695	11,695	7,490	0	0	0	
<hr/>								
TOTAL TRANSFERS	11,695	11,695	11,695	7,490	0	0	0	
<hr/>								
TOTAL TRANSFERS	11,695	11,695	11,695	7,490	0	0	0	
<hr/>								
TOTAL EXPENDITURES	<u>283,010</u>	<u>345,904</u>	<u>432,134</u>	<u>729,629</u>	<u>0</u>	<u>0</u>	<u>446,738</u>	<u></u>
<hr/>								
REVENUE OVER/ (UNDER) EXPENDITURES	<u>9,663</u>	<u>449,079</u>	<u>(133,821)</u>	<u>1,019</u>	<u>0</u>	<u>0</u>	<u>85,870</u>	<u></u>

CITY OF MIAMI
 PROPOSED BUDGET WORKSHEET
 AS OF: JULY 31ST, 2026

910-RAINY DAY FUND

REVENUES	2022-2023	2023-2024	2024-2025	2025-2026		2026-2027		
	ACTUAL	ACTUAL	ACTUAL	CURRENT BUDGET	Y-T-D ACTUAL	PROJECTED YEAR END	REQUESTED BUDGET	PROPOSED BUDGET
<u>INTEREST REVENUE</u>								
910-000-361.1000 INTEREST EARNINGS	6,385	93,956	66,247	0	0	0	0	
TOTAL INTEREST REVENUE	6,385	93,956	66,247	0	0	0	0	
<u>MISC. REVENUE</u>								
910-000-387.0000 PY RESERVES - CARRYOVER	0	0	0	5,042,436	0	0	5,765,072	
TOTAL MISC. REVENUE	0	0	0	5,042,436	0	0	5,765,072	
<u>TRANSFERS</u>								
910-000-397.0100 FROM GENERAL FUND	0	0	0	0	0	0	0	
910-000-397.1000 FROM OTHER FUNDS	0	0	0	0	0	0	0	
910-000-397.3000 FROM MSUA	372,232	372,232	372,232	372,232	0	0	372,232	
910-000-397.4000 FROM MDRA	11,695	11,695	11,695	7,490	0	0	0	
TOTAL TRANSFERS	383,927	383,927	383,927	379,722	0	0	372,232	
TOTAL REVENUES	390,312	477,883	450,174	5,422,158	0	0	6,137,304	

CITY OF MIAMI
 PROPOSED BUDGET WORKSHEET
 AS OF: JULY 31ST, 2026

910-RAINY DAY FUND
 GEN. GOVT ADMINISTRATION
 CITY - G & A

EXPENDITURES	2022-2023		2023-2024		2024-2025		2025-2026		2026-2027	
	ACTUAL	ACTUAL	ACTUAL	CURRENT BUDGET	Y-T-D ACTUAL	PROJECTED YEAR END	REQUESTED BUDGET	PROPOSED BUDGET		
<u>OTHER SERVICES & CHARGES</u>										
910-462-461.3101 REPAIR & REPLACEMENT	0	0	0	0	0	0	0	0	0	0
910-462-461.3102 EMERGENCY	0	0	0	0	0	0	0	0	0	0
910-462-461.3103 RAINY DAY	<u>0</u>	<u>0</u>	<u>0</u>	<u>0</u>	<u>0</u>	<u>0</u>	<u>0</u>	<u>0</u>	<u>0</u>	<u>0</u>
TOTAL OTHER SERVICES & CHARGES	0	0	0	0	0	0	0	0	0	0
<hr/>										
TOTAL CITY - G & A	0	0	0	0	0	0	0	0	0	0
<hr/>										
TOTAL GEN. GOVT ADMINISTRATION	0	0	0	0	0	0	0	0	0	0

CITY OF MIAMI
 PROPOSED BUDGET WORKSHEET
 AS OF: JULY 31ST, 2026

910-RAINY DAY FUND

TRANSFERS (MSUA)

TRANSFERS

EXPENDITURES

TRANSFERS

	2022-2023	2023-2024	2024-2025	2025-2026			2026-2027	
	ACTUAL	ACTUAL	ACTUAL	CURRENT BUDGET	Y-T-D ACTUAL	PROJECTED YEAR END	REQUESTED BUDGET	PROPOSED BUDGET
910-491-490.7073 TRANSFER TO MSUA	0	0	0	0	0	0	0	
910-491-490.7078 TRANSFER TO CAPITAL IMPROVEMN	0	0	0	0	0	0	0	
910-491-490.7079 TRANSFER TO OTHER FUNDS	0	300,000	829,106	0	0	0	0	
910-491-490.7080 TRANSFER TO MDRA	0	0	0	0	0	0	0	
TOTAL TRANSFERS	0	300,000	829,106	0	0	0	0	
TOTAL TRANSFERS	0	300,000	829,106	0	0	0	0	
TOTAL TRANSFERS (MSUA)	0	300,000	829,106	0	0	0	0	
TOTAL EXPENDITURES	0	300,000	829,106	0	0	0	0	
REVENUE OVER/(UNDER) EXPENDITURES	390,312	177,883	(378,932)	5,422,158	0	0	6,137,304	